

MUSKINGUM COUNTY, OHIO



**Comprehensive Annual Financial Report
For the Year Ended
December 31, 2015**

From Cover:

In 2006, the Ohio General Assembly voted to replace Governor Allen's statue in the Statuary Hall of the U.S. Capitol.

In 2012, the 129th Ohio General Assembly and Governor Kasich formalized the public vote to replace Allen with Thomas Edison through the passage of HB 487 (section 701.121). Through its new representative to the U.S. Capitol, Ohio seeks to bring the history of Ohio's ingenuity to the forefront and celebrate the state's unique entrepreneurial spirit.

Once Thomas Edison was chosen as the subject, after much consideration, Alan Cottrill, a farm boy from Zanesville who didn't begin sculpting until he was 38, was chosen to create the statue. Cottrill served in the U.S. Army, worked as a truck driver and started the Four Star Pizza franchise before turning to sculpting in 1991 following a motorcycle crash. He studied at the renowned Art Students League, the National Academy of Design, and anatomy at Columbia Medical Center.

Cottrill's winning design is of a life-size Edison holding up the incandescent light bulb, one of many inventions that made him an international figure. He is also credited with inventing the phonograph and kinescope, a predecessor to the movie projector, and his name is on 1,000 patents.

Muskingum County, Ohio

**Comprehensive Annual
Financial Report**

For the Year Ended December 31, 2015

Debra J. Nye

Muskingum County Auditor

Prepared by the Muskingum County Auditor's Office



Debra J. Nye
Muskingum County Auditor
Office of the County Auditor

Administrative Assistant

Tina Huebner

Real Property Division

Anna Clark, Real Estate Office Manager

Beth Iden Jodi Wilson
Paula Huffman Katie Settles
Jennifer Bell

Appraisal Division

Todd Hixson Steve Neilley
Brent Huffman

Geographic Information System

Brett Stottsberry Andrew Roberts
Holly Morrison

Fiscal Service Division

Michael P. Babcock, Chief Administrator

Jennifer Wilson Kelley Ewart
Sheila Mills Kim Melvin
Brenda Ellis

Inspector of Weights and Measures

Don Lang

INTRODUCTORY SECTION

Muskingum County, Ohio
Comprehensive Annual Financial Report
For the Year Ended December 31, 2015
Table of Contents

I. Introductory Section

Table of Contents	i
Transmittal Letter	vi
GFOA Certificate of Achievement.....	xiv
Elected Officials	xv
Organizational Chart	xvi

II. Financial Section

Independent Auditor’s Report	1
Management’s Discussion and Analysis	4
Basic Financial Statements	
Government - Wide Financial Statements:	
Statement of Net Position	17
Statement of Activities.....	18
Fund Financial Statements:	
Balance Sheet - Governmental Funds	20
Reconciliation of Total Governmental Fund Balances to Net Position of Governmental Activities	22
Statement of Revenues, Expenditures, and Changes in Fund Balances - Governmental Funds	24
Reconciliation of the Statement of Revenues, Expenditures, and Changes in Fund Balances of Governmental Funds to the Statement of Activities.....	26
Statements of Revenues, Expenditures, and Changes in Fund Balances - Budget (Non-GAAP Basis) and Actual	
General Fund.....	27
Public Assistance Fund	28
Starlight School Levy Fund	29
Children Services Levy Fund.....	30
Statement of Fund Net Position - Proprietary Funds	31
Statement of Revenues, Expenses, and Changes in Fund Net Position - Proprietary Funds.....	32
Statement of Cash Flows - Proprietary Funds.....	33
Statement of Fiduciary Assets and Liabilities - Agency Funds.....	35
Notes to the Basic Financial Statements.....	36

(continued)

Muskingum County, Ohio
Comprehensive Annual Financial Report
For the Year Ended December 31, 2015
Table of Contents (Continued)

	<u>Page</u>
Required Supplementary Information:	
Schedule of the County's Proportionate Share of the Net Pension Liability:	
Ohio Public Employees Retirement System - Traditional Plan - Last Two Years	112
State Teachers Retirement System of Ohio - Last Three Fiscal Years	113
Schedule of County Contributions:	
Ohio Public Employees Retirement System - Traditional Plan - Last Three Years.....	114
State Teachers Retirement System of Ohio - Last Ten Years.....	116
Combining Statements and Individual Fund Schedules:	
General Fund:	
Fund Description.....	119
Schedule of Revenues, Expenditures, and Changes in Fund Balance - Budget (Non-GAAP Basis) and Actual	120
Combining Statements - Nonmajor Governmental Funds:	
Fund Descriptions	128
Combining Balance Sheet - Nonmajor Governmental Funds	129
Combining Statement of Revenues, Expenditures, and Changes in Fund Balances - Nonmajor Governmental Funds	130
Special Revenue Funds:	
Fund Descriptions	131
Major Special Revenue Funds:	
Schedules of Revenues, Expenditures, and Changes in Fund Balances - Budget (Non-GAAP Basis) and Actual - Individual Major Special Revenue Funds:	
Public Assistance Fund	134
Starlight School Levy Fund	135
Children Services Levy Fund.....	136
Nonmajor Special Revenue Funds:	
Combining Balance Sheet - Nonmajor Special Revenue Funds	137
Combining Statement of Revenues, Expenditures, and Changes in Fund Balances - Nonmajor Special Revenue Funds	144
Schedules of Revenues, Expenditures, and Changes in Fund Balances - Budget (Non-GAAP Basis) and Actual - Individual Nonmajor Special Revenue Funds:	
Dog and Kennel Fund	152
Child Support Enforcement Agency Fund	153
Childrens' Services Trust Fund.....	154

(continued)

Muskingum County, Ohio
Comprehensive Annual Financial Report
For the Year Ended December 31, 2015
Table of Contents (Continued)

	<u>Page</u>
Real Estate Assessment Fund	155
Redevelopment Tax Equivalent Fund	156
Miscellaneous Federal Grants Fund	157
Access Visitation Grant Fund	158
Delinquent Real Estate Tax and Assessment Collection Fund.....	159
Homeland Security Fund.....	160
Juvenile IV-E Reimbursement Fund	161
Tuberculosis Clinic Fund	162
Block Grants Fund	163
County Courts Fund	164
Community Correction Fund	165
Home Detention (Electronic Monitor) Fund.....	166
Ohio Childrens Trust Fund.....	167
Marriage License Fund	168
Political Subdivision Housing Fund.....	169
Indigent Drivers Alcohol Treatment Fund	170
Enforcement and Education Fund	171
Law Enforcement Fund.....	172
Legal Aid Society Fund	173
Senior Citizens Levy Fund.....	174
Felony Delinquent Care and Custody Fund	175
Drug Law Enforcement Fund.....	176
Indigent Guardianship Fund.....	177
Victim of Criminals Fund	178
Sheriff Commissary Fund	179
Children Services Christmas Fund.....	180
Mental Health Levy Fund	181
Sheriff Levy Fund	182
Motor Vehicle and Gasoline Tax Fund.....	183
Law Library Resources Fund	184
Juvenile Detention Fund	185
Concealed Weapon Fund	186
Wireless 911 Fund	187
Ohio Peace Officer Training Academy (OPOTA-CPT) Fund.....	188
Brandywine Loop Extension Fund.....	189
 Debt Service Funds:	
Fund Descriptions	190
 Nonmajor Debt Service Funds:	
Combining Balance Sheet - Nonmajor Debt Service Funds	191
Combining Statement of Revenues, Expenditures, and Changes in Fund Balances - Nonmajor Debt Service Funds	192
 Schedules of Revenues, Expenditures, and Changes in Fund Balances - Budget (Non-GAAP Basis) and Actual - Individual Nonmajor Debt Service Funds:	
Debt Service Fund.....	193
Special Assessment Debt Service Fund	194

(continued)

Muskingum County, Ohio
Comprehensive Annual Financial Report
For the Year Ended December 31, 2015
Table of Contents (Continued)

	<u>Page</u>
Capital Projects Funds:	
Fund Descriptions	195
Nonmajor Capital Projects Funds:	
Combining Balance Sheet - Nonmajor Capital Projects Funds.....	196
Combining Statement of Revenues, Expenditures, and Changes in Fund Balances - Nonmajor Capital Projects Funds.....	197
Schedules of Revenues, Expenditures, and Changes in Fund Balances - Budget (Non-GAAP Basis) and Actual - Individual Nonmajor Capital Projects Funds:	
Issue II Fund	198
Highway Fund.....	199
Senior Building Renovations Fund.....	200
Starlight Permanent Improvements Fund.....	201
Enterprise Funds:	
Fund Descriptions	202
Schedules of Revenues, Expenses, and Changes in Fund Equity - Budget (Non-GAAP Basis) and Actual - Individual Enterprise Funds:	
Sewer Fund	203
Water Fund.....	204
Internal Service Funds:	
Fund Descriptions	205
Combining Statement of Fund Net Position - Internal Service Funds	206
Combining Statement of Revenues, Expenses, and Changes in Fund Net Position - Internal Service Funds	207
Combining Statement of Cash Flows Internal Service Funds	208
Schedules of Revenues, Expenses, and Changes in Fund Equity - Budget (Non-GAAP Basis) and Actual – Individual Internal Service Funds:	
Self-Insurance Health Fund.....	209
Self-Insurance Workers’ Compensation Fund	210
Agency Funds:	
Fund Descriptions	211
Combining Statement of Changes in Assets and Liabilities - All Agency Funds	212

(continued)

Muskingum County, Ohio
Comprehensive Annual Financial Report
For the Year Ended December 31, 2015
Table of Contents (Continued)

	<u>Page</u>
III. <u>Statistical Section</u>	
Statistical Section Description.....	S-1
Net Position by Component - Last Ten Years	S-2
Changes in Net Position - Last Ten Years.....	S-4
Program Revenues by Program/Activity - Last Ten Years	S-10
Fund Balances, Governmental Funds - Last Ten Years	S-12
Changes in Fund Balances, Governmental Funds - Last Ten Years.....	S-14
Taxable Sales by Industry (Category) - Last Ten Years.....	S-16
Assessed and Estimated Actual Value of Taxable Property - Last Ten Years	S-18
Property Tax Rates, Direct and Overlapping Governments - Last Ten Years.....	S-20
Principal Taxpayers, Real Estate Tax - 2015 and 2006.....	S-32
Principal Taxpayers, General Business Tangible Personal Property Tax - 2006	S-33
Principal Taxpayers, Public Utilities Tangible Personal Property Tax - 2015 and 2006	S-34
Property Tax Levies and Collections, Real and Public Utility and General Business Tangible Personal Property - Last Ten Years.....	S-36
Ratio of Outstanding Debt to Total Personal Income and Debt Per Capita - Last Ten Years	S-38
Ratio of General Obligation Bonded Debt to Estimated Actual Property Value and General Obligation Bonded Debt Per Capita - Last Ten Years	S-40
Pledged Revenue Coverage, Revenue Debt - Sewer - Last Ten Years	S-41
Pledged Revenue Coverage, Revenue Debt - Water - Last Ten Years.....	S-43
Legal Debt Margin - Last Ten Years.....	S-44
Demographic and Economic Statistics - Last Ten Years	S-48
Principal Employers - 2015 and 2006	S-51
Full-Time Equivalent County Government Employees by Program/Activity - Last Ten Years	S-52
Operating Indicators by Program/Activity - Last Ten Years	S-56
Capital Asset Statistics by Program/Activity - Last Ten Years.....	S-62



Muskingum County, Ohio
401 Main Street
Zanesville, OH 43701

740-455-7109 (County Auditor)
740-455-7100 (County Commissioners)

June 29, 2016

To the Honorable Board of County Commissioners and Citizens of Muskingum County,

We are pleased to issue the Comprehensive Annual Financial Report (CAFR) of Muskingum County, Ohio for the year ended December 31, 2015. This report is prepared in conformity with generally accepted accounting principles (GAAP) as prescribed by the Governmental Accounting Standards Board (GASB).

The County Auditor's Office prepared this report, pursuant to Section 117.38 Ohio Revised Code, which requires that unaudited general purpose external financial statements be submitted to the State Auditor's Office annually within 150 days after the close of the year. The report includes the basic financial statements which provide an overview of the County's financial position and the results of financial operations. This is the twenty-sixth consecutive Comprehensive Annual Financial Report issued by the Auditor's office.

Legal Requirements

State law requires every general purpose government to file with the Auditor of State and publish notice of the availability of the financial statements. The completion of this CAFR, the filing of this report with the Auditor of State, and the published notice of the availability of the financial report will allow the County to comply with these requirements, as well as the requirements of the Single Audit Act.

Assumption of Responsibility

Management assumes full responsibility for the completeness and reliability of the information contained in this report, based upon a comprehensive framework of internal control that it has established for this purpose. Because the cost of internal control should not exceed anticipated benefits, the objective is to provide reasonable, rather than absolute, assurance that the financial statements are free of any material misstatements.

Internal Controls

In developing the County's accounting system, consideration was given to the adequacy of internal accounting controls. Such controls are designed to provide reasonable, but not absolute, assurance regarding both the safeguarding of assets against loss and misuse, and assurance regarding the reliability of financial records for preparing financial statements and maintaining accountability for assets. The concept of reasonable assurance is based on the assumption that the cost of internal controls should not exceed the benefits expected to be derived from their implementation.

Fund Accounting

The County utilizes a fully automated accounting system as well as automated systems for control of capital assets and payroll. These systems, coupled with the manual auditing of each voucher prior to payment by the accounting department of the Auditor's Office, ensure that the financial information generated is both accurate and reliable. The County's accounting system is organized on a "fund" basis. Each fund is a distinct self-balancing set of accounts. The basis of accounting and the various funds utilized by the County are fully described in Note 2 to the Basic Financial Statements.

As a recipient of federal funds, the County has a responsibility to see that adequate internal control is in place to ensure compliance with applicable laws and regulations related to those programs. The County's day-to-day accounting and budgetary records are maintained on a basis other than one that is in compliance with generally accepted accounting principles (GAAP).

Independent Audit

In compliance with State statute, the basic financial statements have been audited by the Ohio Auditor of State's Office. The independent auditor concluded that Muskingum County's financial statements for the year ended December 31, 2015, are fairly presented in conformity with generally accepted accounting principles. The independent auditor's report is presented as the first component of the financial section of this report. In addition, the County coordinates the requirement for the "Single Audit" of all its federal funds received in conjunction with the Auditor of State.

Management's Discussion and Analysis

Generally accepted accounting principles require that management provide a narrative introduction, overview, and analysis to accompany the basic financial statements in the form of the Management's Discussion and Analysis (MD&A). This letter of transmittal should be read in conjunction with the MD&A as they are designed to complement each other. Muskingum County's MD&A can be found immediately following the independent auditor's report.

PROFILE OF THE GOVERNMENT

Basic Information

Muskingum County was created by an act of the Ohio General Assembly on March 1, 1804. The name "Muskingum" is derived from the Delaware Indian language, meaning "Elk Eye River," which refers to the Muskingum River. Muskingum County encompasses twenty-five townships, ten villages, and the City of Zanesville which is the county seat. The County includes 673 square miles and has a population of 86,074 based on the 2010 Census. The population of the City of Zanesville is 25,487.

For financial purposes, the County includes all funds, departments, boards, and agencies making up Muskingum County (the Primary Government) and its Component Units in accordance with the Governmental Accounting Standards Board (GASB) Statement No. 14 "The Financial Reporting Entity" and Governmental Accounting Standards Board (GASB) Statement No. 39 "Determining Whether Certain Organizations are Component Units", and Governmental Accounting Standards Board (GASB) Statement No. 61, "The Financial Reporting Entity: Omnibus". The County's primary government comprises all entities not legally separate from the County, and includes the financial activities of the Children Services Board, the Board of Developmental Disabilities, the Tuberculosis Clinic Board, the Board of Mental Health and Recovery Services, the Law Library Resources Board, and all departments and activities that are directly operated by the elected officials.

The County has only those powers, and powers incidental thereto, conferred upon it by the State constitution and statutes. A three-member Board of County Commissioners (the “Board”) is the primary legislative and executive body of the County. The Board is elected at-large in even numbered years for four-year overlapping terms. The Board is responsible for providing and managing the funds used to support the various County activities. The Board exercises its legislative powers in budgeting, appropriating monies, levying taxes, issuing bonds and notes, and allowing contracts for public works and services to provide this financial management. The Board has certain responsibilities for the management of most County facilities, including various courts, correctional and administrative facilities, public assistance and social services facilities, and general County facilities.

In addition to the Board, citizens elect eight other County administrative officials, each of whom is independent within the limits of State statutes affecting the particular office. These officials, elected to four year terms, are the County Auditor, County Treasurer, County Prosecuting Attorney, County Engineer, County Coroner, County Clerk of Courts, County Recorder, and County Sheriff. Common Pleas Court Judges, including the Juvenile/Probate Court Judge and County Court Judges are elected on a County-wide basis and serve six year terms.

The County Auditor serves as the chief fiscal officer for the County. As chief fiscal officer, no contract or obligation involving the County can be made without the Auditor’s certification that appropriations are sufficient and that funds are available, or are in the process of collection, to ensure that the contract or obligation can be paid. The County Auditor is also the central disbursing agent of the County, who, by issuance of County warrants, distributes funds to creditors in payment of liabilities incurred by the County and its departments. The Auditor is responsible for the preparation of the County payroll and also has statutory accounting responsibilities. The County Auditor also serves as tax assessor for all political subdivisions within the County. As tax assessor, the Auditor is responsible for establishing the tax rates for real estate and manufactured homes. Once these taxes are collected, the Auditor is responsible for distributing those collections to the other governmental entities in accordance with legally adopted rates. In addition to these duties, by law, the County Auditor serves as the secretary of the County Board of Revision and the Budget Commission.

The County Treasurer is the custodian of all County funds and is responsible for collecting all tax monies and applying those payments to the appropriate tax accounts. The County Treasurer is responsible for the investment of idle County funds, as specified by Ohio law. Daily reconciliations of total County fund balances of the County Auditor and Treasurer are performed by the two offices. Reconciliations, by fund, are performed monthly. The County Budget Commission is comprised of the County Treasurer, County Auditor, and County Prosecuting Attorney. The Budget Commission plays an important function in the financial administration of the County government and all other local governments located within the County.

The County Engineer, required by Ohio law to be a registered professional engineer and surveyor, serves as the civil engineer for the County and its officials. His primary responsibilities relate to the construction, maintenance, and repair of County roads and bridges and related roadside drainage facilities and storm sewer runoff systems. The Board of County Commissioners takes bids on, and awards contracts for, the projects recommended and approved by the County Engineer. The County Engineer also prepares tax maps for the County Auditor.

As part of its justice system, the County maintains the Court of Common Pleas, which includes a Domestic Relations Division, a Juvenile Division, and a Probate Division. The County also maintains a County Court District. The Prosecuting Attorney is designated by Ohio law as the Chief Legal Counsel for all County offices, boards and agencies, including the Board of County Commissioners, the Auditor, Treasurer, and all townships and local school districts. In addition, the Prosecuting Attorney is a member of the County Budget Commission.

The Clerk of Courts keeps all official records of the Common Pleas Court. When the Court of Appeals holds sessions within the County, the Clerk of Courts also serves as Clerk of Courts of the Court of Appeals. The office of Clerk of Courts operates on a system of fees charged for services and is essentially self-supporting.

The County Sheriff is the chief law enforcement officer of the County and provides certain specialized services which include maintaining a special staff of deputies whose duties are to assist local law enforcement officers upon their request and to enforce the law in unincorporated areas of the County. The Sheriff also operates and maintains the County Jail and is responsible for its inmates, including persons detained for trial or transfer to other institutions. As an officer of the County Courts, the Sheriff is in charge of the preparations and service of documents. The County also contracts with the City of Zanesville and several other municipalities in the County to house prisoners.

Muskingum County employed 825 people at the close of 2015, which provided its citizens with a wide range of services that include human and social services, health and community assistance related services, civil and criminal justice system services, road and bridge maintenance, water and sewer utility services, and other general and administrative support services.

Budgetary Controls

By statute, the Board of County Commissioners adopts a temporary appropriation measure for the County on or about the first day of January. The Board of County Commissioners adopts a permanent appropriation measure by the first day of April. All disbursements and transfers of cash between funds require appropriation authority from the Board of County Commissioners. Appropriations are adopted at the object level within a department, program, and fund which is the legal level of control. Purchase orders are only approved when there are sufficient appropriations available. A computerized budgetary system allows the County Auditor's office to determine the status of the department's appropriations before authorizing additional purchases from a particular account.

Additional information regarding the County's budgetary accounting can be found in the Notes to the Basic Financial Statements.

ASSESSING ECONOMIC CONDITION

Local Economy

The County is located in east central Ohio, approximately 60 miles east of the City of Columbus. The County enjoys the benefits of urbanization while offering a rural atmosphere and a variety of lifestyles for its inhabitants. Residents of the County are served by a County-wide library system, seven school districts, Muskingum University, Zane State College, and the Zanesville Branch of Ohio University.

The Zanesville Art Center maintains a library of fine arts materials and features classes and exhibitions. The Zane Grey Museum, the John and Annie Glenn Museum, Zanesville's Secrest Auditorium, and two stadiums located in the City also contribute to the County's cultural facilities, as well as two municipal park systems and four state recreational areas that are located throughout the County.

Excellent medical care and quality care is available through Genesis Health Care Systems located conveniently on one campus. Genesis Health Care Systems also provides services such as a home health and hospice agency, a community pharmacy, and several outpatient clinics.

The County is provided with banking and financial services by ten commercial banks and savings and loan associations. The County is serviced by one daily newspaper and is within the broadcast area of five television stations and several AM and FM radio stations. Cable television is available to many County residents and offers government, education, and community access channels in addition to entertainment channels.

Muskingum County saw new business developments and expansions in 2015. The County continues to utilize effective economic development strategies to attract new businesses. Just as importantly, the County's pro-business thinking has helped many local companies expand.

The County's location is a good choice for manufacturing and distribution facilities needing to move products or people from coast to coast. Muskingum County further builds on Ohio's logistical advantage by offering direct interstate, rail, and air access. Interstate 70 runs through the heart of Muskingum County, providing direct access to one of the most important east-to-west corridors in the nation. Other major interstates are nearby adding to the ease of highway transportation.

The Chamber of Commerce once again recognized area companies for their economic investments in Zanesville and Muskingum County with the "Awards for Community and Economic Success" (ACES). ACES were awarded to 45 local businesses in 2015 for facilities improvements and expansions, investments in equipment and machinery, and job creation and retention.

Muskingum County's three prime industrial development parks for large manufacturing and distribution facilities are publicly owned. With this public ownership, via the Zanesville-Muskingum County Port Authority, land can be purchased or leased at attractive rates.

The community's newest development site is Eastpointe Business Park. Currently, the park has approximately a 60 acre development area that can accommodate industrial and distribution projects that have large acreage requirements. Eastpointe is home to Dollar General's distribution center, the New Bakery Company's manufacturing facility, the Bilco Company, a plastics blow molding facility, an Avon Products Distribution Center, Halliburton Energy Services, and the newest tenant, Hannah Welding. Hannah Welding expanded and added this second location in October of 2015, investing \$500,000 into the new facility. The proximity to Halliburton drew Hannah Welding to the Eastpointe Park, as their primary business focuses on welding repair and fabrication for the oil and gas industry. Companies that choose Eastpointe have access to a rail transfer facility served by Ohio Central Rail Transportation. Eastpointe offers companies flexible lot sizes and plenty of room to grow.

The Airport Distribution Park offers unmatched access to ground and air transportation. The Park is located adjacent to Zanesville Municipal Airport. For ground transportation, the Park is located just one mile from Interstate 70 interchange with access provided by a state route. Manufacturing, assembly, and distribution companies have found the Airport Distribution Park ideal. Current Park tenants include 5B's, New Bakery Company of Ohio, Plaskolite, New Wayne Manufacturing, SEOIL USA, Bob Summerall Tire/Band-Ag, and White Castle Systems.

Northpointe Industrial Park, a 50-acre mixed-use development, is located in the northern portion of Zanesville. It is zoned and perfectly suited for commercial, office, and industrial development. Further, the Park provides direct access to Northpointe Drive, a limited access highway linking Zanesville to Dresden near State Route 16. Companies and facilities of various types are situated within Northpointe. Current industrial park tenants include Anchor Glass Container - Zanesville Mould Division, Barnes Advertising, Time Warner Cable, Federal Express, J.W. Garage Door Company, K.E. Dittmar Company, Kellogg's, Ohio Textile Service, and Flow Liner.

Tax incentives are available for eligible projects through the Ohio Enterprise Zone Program at all three Industrial Parks located in Muskingum County.

Several improvements were completed on Muskingum County's highway system during 2015 that encompasses 527 miles of county roads. Thirteen (13) miles of roads were resurfaced with assistance through the Ohio Public Works Commission (OPWC). The OPWC provided \$619,539 in grants and \$125,144 in loan proceeds, which were matched with \$252,570 in local funds to complete the road improvements throughout the County. Although the grant funds assist us with improvements, we continue to fall further behind with our roadway improvements. Nearly 24 miles of county roads should be resurfaced each year to keep pace with a ten (10) year planned improvement cycle. This plan has suffered in the past several years due to the lack of funding, as well as cost inflation, and has created a current 62 mile backlog of roads waiting to be resurfaced.

Six (6) bridges were replaced or rehabilitated by county bridge crews during 2015. In addition, two (2) bridges were replaced at no cost to Muskingum County by the Ohio Department of Transportation as part of the Ohio Bridge Partnership Program, which was established to assist counties with aging bridge infrastructure. To date, five (5) bridges have been replaced with the partnership program, while six (6) additional structures are planned for replacement over the next few years. These improvements had a minimal impact on the county's 405 bridges maintained on county and township roads. At the close of 2015, 92 bridges remained rated critical to poor (23% of the total), which are in need of replacement. Also, nineteen percent are posted below legal loads and have a reduced weight limits that restrict heavier loads from crossing.

Muskingum County continues to expand the area of the county within which public water is provided and has worked diligently to expand the production capacity of the County's water system. During 2015, Muskingum County constructed a new well and installed variable frequency drives on each of the existing wells to save on electrical demand for the pumping of water from the well field to the water treatment plant. The new well is the fourth well developed in the County's well yield; each well is capable of producing one million gallons per day. Muskingum County has also increased the capacity of the water treatment plant through a contracted upgrade to the treatment plant. This upgrade will provide the County with the capability of producing three million gallons per day through the water treatment plant. The County also accomplished waterline extensions that included the Flint Ridge Road waterline extension, which added about a mile of waterline for the residents along Flint Ridge north of the intersection with Pleasant Valley Road. The County also extended water along North Hopewell Road to the north boundary of Crystal Springs Golf Course serving residents in the area.

Muskingum County had two significant sewer projects in 2015. The first was County Road 6 Lift Station and Force Main project. This project included a new 300 gallon per minute pump and approximately 5,750 feet of sewer force main. The project allowed the sewage flow from the County Road 6/Route 555 area to be pumped directly to the Zanesville Sewage Treatment plant, eliminating the need to have additional capacity and pumping costs at the South Avenue pump station. The second sewer project is the replacement of the failing Avondale Sanitary Sewer System, within the unincorporated village of Avondale in Newton Township. This project replaces the current variable grade sewer that is allowing excessive inflow and infiltration into the sewer system with a new gravity sewer system. During rain events the new sewer should eliminate over 100,000 gallons of storm water from entering the sewer system, and help reduce the risk of sewer overflows in the south sewer system.

Population growth is a major indicator of economic activity. According to the latest census report, Muskingum County's population grew by 1.8 percent between 2000 and 2010. Although this is not a large increase, the population has remained steady over the past decade, which can be attributed to the County's retail and manufacturing growth.

The total labor force in Muskingum County was an annual average of 36,475 during 2015, decreasing by 2,733 from the 2014 annual average. At 6.1 percent, the 2015 unemployment rate for the County was higher than the State of Ohio at 4.9 percent, and also higher than the national rate of 5.3 percent. The 2015 unemployment rate for the County decreased 0.9 percent from 2014. Page S-49 in the Statistical Section of this report reflects the unemployment rates of Muskingum County over the past 10 years.

Long - Term Financial Planning and Financial Policies

Local elected officials recognize that a vibrant and growing business community will improve the area's quality of life. Although the economic activity in our county continues to expand, there is a need to exercise fiscal restraint in county spending patterns due to factors external to Muskingum County. The Ohio Legislature continues to limit funding to local governments, including the County. Therefore, the County cannot assume that future local government funding by the State will continue at present levels.

The County has implemented some new procedures in order to better manage the issuance of debt. These procedures include the securing of a revenue source for the retirement of the debt when it is issued as well as the periodic review of existing debt for the possibility of refinancing and/or refunding. This will establish a higher level of debt control which has already resulted in a considerable amount of savings for the County. We expect this endeavor to continue to be a valuable cost saving measure for the County.

The County has also implemented a fleet vehicle policy whereby the fleet manager will rotate vehicles out of service when their age or mileage makes them ineffective. The policy allows for the purchase of a limited number of new vehicles each year. An inventory of available vehicles within the fleet is maintained so that existing vehicles can be transferred to various departments when they are needed.

Major Initiatives

After years of planning and construction, Genesis Hospital officially opened its doors to patients on June 27, 2015, to a new era in healthcare in Muskingum County. The new hospital has the latest technology and specializes services in areas such as cancer care, emergency and trauma, heart and vascular, neuroscience and orthopedic, and women's care. Also, a new medical office building was built that connects the new hospital which houses the new Heart & Vascular and Orthopedic Centers. The construction for Genesis Hospital cost was approximately \$200 million; furnishings, equipment, and fixtures cost was approximately another \$18.3 million. Local labors and contractors were used during this process of building the new community medical center.

AWARDS AND ACKNOWLEDGMENTS

Awards

The Government Finance Officers Association of the United States and Canada (GFOA) awarded a Certificate of Achievement for Excellence in Financial Reporting to Muskingum County for its comprehensive annual financial report for the fiscal year ended December 31, 2014. This was the twenty-fourth consecutive year that the County has achieved this prestigious award. In order to be awarded a Certificate of Achievement, a government must publish an easily readable and efficiently organized comprehensive annual financial report. This report must satisfy both generally accepted accounting principles and applicable legal requirements.

A Certificate of Achievement is valid for a period of one year only. We believe that our current comprehensive annual financial report continues to meet the Certificate of Achievement Program's requirements and we are submitting it to the GFOA to determine its eligibility for another certificate.

Acknowledgments

The publication of this CAFR, which includes the reporting model as promulgated by GASB Statement No. 34, represents an important achievement in the ability of Muskingum County to provide significantly enhanced financial information and accountability to the citizens of Muskingum County, its elected officials, County management, and investors. This report continues the aggressive program of the County Auditor's office to improve the County's overall financial accounting, management, and reporting capabilities. The preparation and publication of this report would not have been possible without the cooperation of each elected official, department head, and a number of County employees. We are grateful for their assistance and cooperation.

We would like to acknowledge the efforts of the entire staff of the Muskingum County Auditor's office. We offer our sincere thanks and appreciation to Michael Babcock, Tina Huebner, and the Accounting Staff for their dedication and hard work as leaders in this undertaking. Our recognition is also extended to Local Government Services, a division of the Auditor of State's office, for their guidance and commitment in preparing this financial report. We especially thank the citizens of Muskingum County for this opportunity to continue to improve the professionalism in financial reporting that they expect and deserve.

Respectfully submitted,



Debra J. Nye
Muskingum County Auditor



Jerry L. Lavy
President, Board of County Commissioners



Government Finance Officers Association

**Certificate of
Achievement
for Excellence
in Financial
Reporting**

Presented to

**Muskingum County
Ohio**

For its Comprehensive Annual
Financial Report
for the Fiscal Year Ended

December 31, 2014

Executive Director/CEO

Muskingum County, Ohio

Elected Officials

December 31, 2015

Board of Commissioners

James W. Porter
Jerry L. Lavy
Cynthia S. Cameron

County Auditor

Debra J. Nye

County Treasurer

Christina E. Hamill

County Recorder

Cynthia R. Rodgers

County Engineer

Douglas R. Davis

Court of Common Pleas

General

Mark C. Fleegle
Kelly J. Cottrill

Court of Common Pleas

Domestic Relations

Jeffrey A. Hooper

County Court

D. Scott Rankin
Jay F. Vinsel

Clerk of Courts

Todd A. Bickle

County Coroner

Dr. Charles M. Feicht

Prosecutor

D. Michael Haddox

County Sheriff

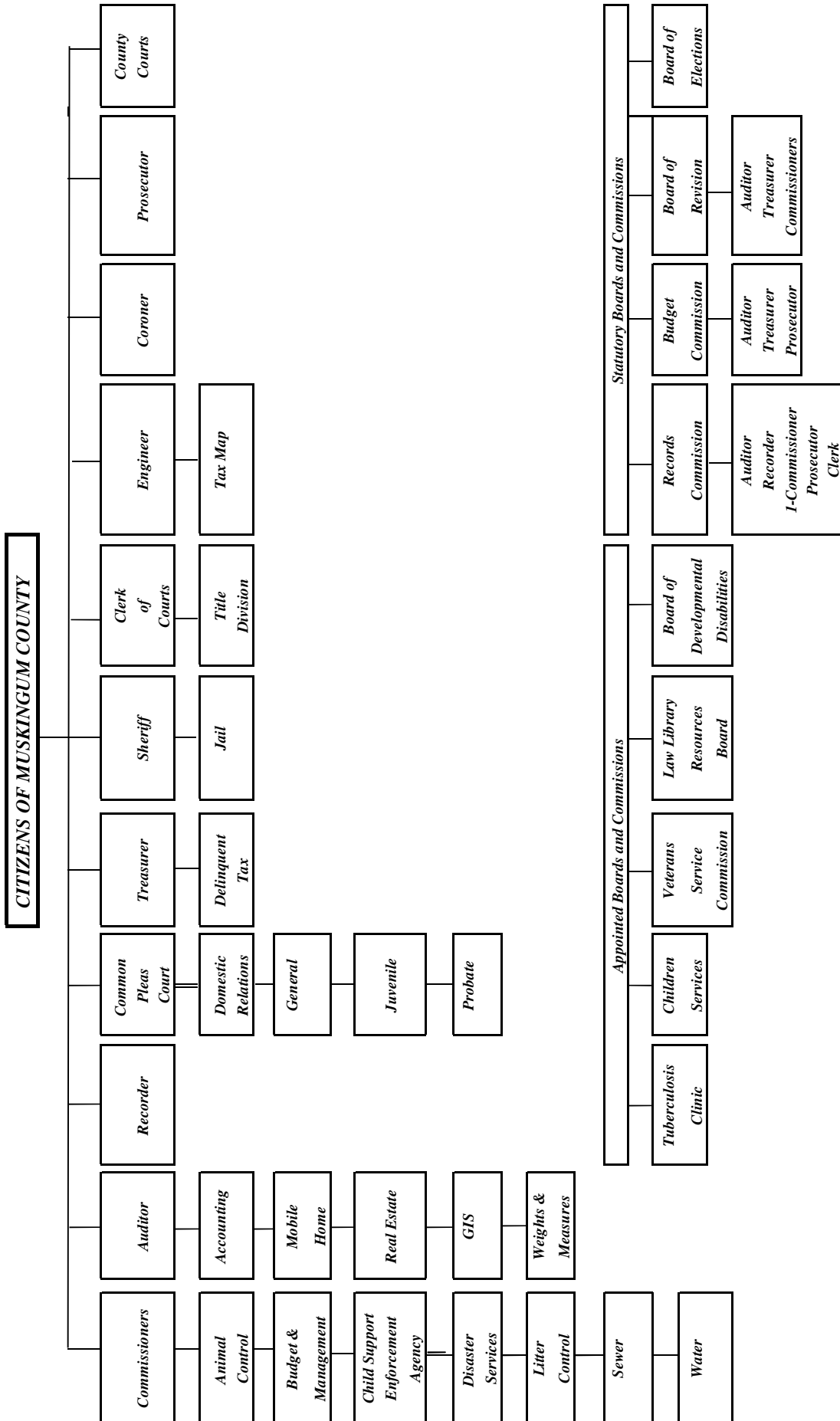
Matthew J. Lutz

Court of Common Pleas

Probate and Juvenile

Eric D. Martin

ORGANIZATION OF MUSKINGUM COUNTY





Dave Yost • Auditor of State

INDEPENDENT AUDITOR'S REPORT

Muskingum County
401 Main Street
Zanesville, Ohio 43701

To the Board of County Commissioners:

Report on the Financial Statements

We have audited the accompanying financial statements of the governmental activities, the business-type activities, the aggregate discretely presented component units, each major fund, and the aggregate remaining fund information of Muskingum County, Ohio (the County), as of and for the year ended December 31, 2015, and the related notes to the financial statements, which collectively comprise the County's basic financial statements as listed in the Table of Contents.

Management's Responsibility for the Financial Statements

Management is responsible for preparing and fairly presenting these financial statements in accordance with accounting principles generally accepted in the United States of America; this includes designing, implementing, and maintaining internal control relevant to preparing and fairly presenting financial statements that are free from material misstatement, whether due to fraud or error.

Auditor's Responsibility

Our responsibility is to opine on these financial statements based on our audit. We did not audit the financial statements of Muskingum Starlight Industries, Inc., which represent 13 percent, 71 percent, and 69 percent, respectively, of the assets, net position and revenues of the aggregate discretely presented component units. Those statements were audited by other auditors whose report has been furnished to us, and our opinion, insofar as it relates to the amount included for Muskingum Starlight Industries, Inc., is based solely on the report of other auditors. We audited in accordance with auditing standards generally accepted in the United States of America and the financial audit standards in the Comptroller General of the United States' *Government Auditing Standards*. Those standards require us to plan and perform the audit to reasonably assure the financial statements are free from material misstatement. The other auditors audited the financial statements of Muskingum Starlight Industries, Inc., in accordance with auditing standards generally accepted in the United States of America and not in accordance with *Government Auditing Standards*.

An audit requires obtaining evidence about financial statement amounts and disclosures. The procedures selected depend on our judgment, including assessing the risks of material financial statement misstatement, whether due to fraud or error. In assessing those risks, we consider internal control relevant to the County's preparation and fair presentation of the financial statements in order to design audit procedures that are appropriate in the circumstances, but not to the extent needed to opine on the effectiveness of the County's internal control. Accordingly, we express no such opinion. An audit also includes evaluating the appropriateness of management's accounting policies and the reasonableness of their significant accounting estimates, as well as our evaluation of the overall financial statement presentation.

We believe the audit evidence we obtained is sufficient and appropriate to support our audit opinions.

Opinions

In our opinion, based on our audit and the report of other auditors, the financial statements referred to above present fairly, in all material respects, the respective financial position of the governmental activities, the business-type activities, the aggregate discretely presented component units, each major fund, and the aggregate remaining fund information of Muskingum County, Ohio, as of December 31, 2015, and the respective changes in financial position and where applicable, cash flows, thereof and the respective budgetary comparisons for the General, Public Assistance, Starlight School Levy and Children Services Levy Funds thereof for the year then ended in accordance with the accounting principles generally accepted in the United States of America.

Emphasis of Matter

As discussed in Note 3 to the financial statements, during the year ended December 31, 2015, the County adopted Governmental Accounting Standards Board (GASB) Statement No. 68, *Accounting and Financial Reporting for Pensions – an amendment of GASB Statement No. 27* and also GASB Statement No. 71, *Pension Transition for Contributions Made Subsequent to the Measurement Date*. We did not modify our opinion regarding this matter.

Other Matters

Required Supplementary Information

Accounting principles generally accepted in the United States of America require this presentation to include *Management's Discussion and Analysis*, and Schedules of Net Pension Liabilities and Pension Contributions listed in the Table of Contents, to supplement the basic financial statements. Although this information is not part of the basic financial statements, the Governmental Accounting Standards Board considers it essential for placing the basic financial statements in an appropriate operational, economic, or historical context. We applied certain limited procedures to the required supplementary information in accordance with auditing standards generally accepted in the United States of America, consisting of inquiries of management about the methods of preparing the information and comparing the information for consistency with management's responses to our inquiries, to the basic financial statements, and other knowledge we obtained during our audit of the basic financial statements. We do not opine or provide any assurance on the information because the limited procedures do not provide us with sufficient evidence to opine or provide any other assurance.

Supplementary and Other Information

Our audit was conducted to opine on the County's basic financial statements taken as a whole.

The introductory section, the financial section's combining statements, individual fund statements and schedules, and the statistical section information present additional analysis and are not a required part of the basic financial statements.

The statements and schedules are management's responsibility, and derive from and relate directly to the underlying accounting and other records used to prepare the basic financial statements. We subjected this information to the auditing procedures applied to the basic financial statements. We also applied certain additional procedures, including comparing and reconciling this information directly to the underlying accounting and other records used to prepare the basic financial statements or to the basic financial statements themselves in accordance with auditing standards generally accepted in the United States of America. In our opinion, this information is fairly stated in all material respects in relation to the basic financial statements taken as a whole.

We did not subject the introductory section and statistical section information to the auditing procedures applied to the audit of the basic financial statements and, accordingly, we express no opinion or any other assurance on them.

Other Reporting Required by Government Auditing Standards

In accordance with *Government Auditing Standards*, we have also issued our report dated June 29, 2016, on our consideration of the County's internal control over financial reporting and our tests of its compliance with certain provisions of laws, regulations, contracts and grant agreements and other matters. That report describes the scope of our internal control testing over financial reporting and compliance, and the results of that testing, and does not opine on internal control over financial reporting or on compliance. That report is an integral part of an audit performed in accordance with *Government Auditing Standards* in considering the County's internal control over financial reporting and compliance.

A handwritten signature in black ink that reads "Dave Yost". The signature is written in a cursive style with a large, looping initial "D".

Dave Yost
Auditor of State
Columbus, Ohio

June 29, 2016

Muskingum County, Ohio

Management's Discussion and Analysis For the Year Ended December 31, 2015 Unaudited

Management's Discussion and Analysis (MD&A) provides the reader with a narrative overview and analysis of the County of Muskingum, Ohio's (the County) financial activities for the year ended December 31, 2015. The intent of this discussion and analysis is to look at the County's financial performance as a whole. The MD&A should be read in conjunction with the County's transmittal letter, basic financial statements, and notes to the basic financial statements to enhance their understanding of the County's financial performance.

Financial Highlights

Key financial highlights for 2015 are as follows:

- The assets and deferred outflows of resources of Muskingum County exceeded its liabilities and deferred inflows of resources at the close of the year ended December 31, 2015, by \$192,770,324 (net position). Of this amount, \$4,542,542 represents unrestricted net position that may be used to meet the County's ongoing obligations to citizens and creditors.
- The County's total net position increased by \$6,338,706 from the total net position at the beginning of the year 2015.
- At the end of the current year, the County reported unrestricted net position for governmental activities in the amount of \$8,892.
- At the end of the current year, the County's governmental funds reported a combined ending fund balance in the amount of \$60,108,988, an increase of \$1,990,630 from the prior year. Of this amount, \$1,277,888 is nonspendable, \$43,253,269 is restricted, \$995,553 is committed, \$7,278,150 is assigned, and \$7,304,128 is unassigned and available for spending on behalf of its citizens, as defined in Government Accounting Standards Board Statement (GASB) No. 54.
- At the end of the current year, unassigned fund balance for the General Fund was \$7,656,330, which represents 29 percent of total General Fund expenditures.

Using This Annual Financial Report

This annual report consists of a series of financial statements. These statements are organized so the reader can understand the County as a financial whole or as an entire operating entity. The statements then proceed to provide an increased detailed look at specific financial conditions. The *Statement of Net Position* and the *Statement of Activities* provide information about the activities of the whole County, presenting an aggregate view of the County's finances as well as a longer-term view of those assets.

Fund financial statements provide the next level of detail. For governmental activities, these statements tell how services were financed in the short term as well as what remains for future spending. Fund financial statements also report the County's most significant funds in more detail than the government-wide statements. Nonmajor funds are presented separately from major funds in total and in one column.

Muskingum County, Ohio

Management's Discussion and Analysis For the Year Ended December 31, 2015 Unaudited

Government-Wide Financial Statements

The government-wide financial statements are designed to provide readers with a broad overview of the County's finances, in a manner similar to a private-sector business.

Statement of Net Position

While this document contains information about the funds used by the County to provide services to our citizens, the view of the County as a whole looks at all financial transactions and asks the question, "How did we do financially during 2015?" The Statement of Net Position and the Statement of Activities answer this question.

The Statement of Net Position presents information on all of the County's assets and deferred outflows of resources, and liabilities and deferred inflows of resources, with the difference between these reported as net position.

The Statement of Activities presents information showing how the County's net position changed during the current year.

These statements are prepared using the accrual basis of accounting similar to the accounting method used by private sector companies. This basis of accounting takes into consideration all of the current year's revenues and expenses, regardless of when the cash is received or paid.

The change in net position is important because it tells the reader whether, for the County as a whole, the financial position of the County has improved or diminished. However, in evaluating the overall position of the County, nonfinancial information such as changes in the County's tax base and the condition of the County's capital assets will also need to be evaluated.

In the Statement of Net Position and the Statement of Activities, the County is divided into three kinds of activities:

Governmental Activities - Most of the County's programs and services are reported here, including general government, public safety, public works, health, and human services. These services are funded primarily by taxes and intergovernmental revenues, including federal and state grants and other shared revenues.

Business-Type Activities - These services are provided on a charge for goods or services basis to recover all or most of the cost of the services provided. The County's water and sewer systems are reported here.

Component Units - The County's financial statements include financial data of the Transportation Improvement District, the Muskingum County Land Reutilization Corporation, and the Muskingum Starlight Industries, Inc. These component units are described in the notes to the basic financial statements. The component units are separate and may buy, sell, lease, and mortgage property in their own names and can sue or be sued in their own names.

Muskingum County, Ohio

Management's Discussion and Analysis For the Year Ended December 31, 2015 Unaudited

Fund Financial Statements

A fund is a grouping of related accounts that is used to maintain control over resources that have been segregated for specific activities or objectives. The County, like other state and local governments, uses fund accounting to ensure and demonstrate compliance with finance-related legal requirements. All of the funds of the County can be divided into three categories: governmental funds, proprietary funds, and fiduciary funds. Fund financial statements provide detailed information about the County's major funds. Based on the restriction on the use of moneys, the County has established many funds that account for the multitude of services provided to its residents. The County's major governmental funds are the General Fund and the Public Assistance, Starlight School Levy, and Children Services Levy Special Revenue Funds.

Governmental Funds - Governmental funds are used to account for essentially the same functions reported as governmental activities on the government-wide financial statements. Most of the County's basic services are reported in these funds that focus on how money flows into and out of the funds and the year end balances available for spending. These funds are reported on the modified accrual basis of accounting that measures cash and all other financial assets that can be readily converted to cash. The governmental fund statements provide a detailed short-term view of the County's general government operations and the basic services being provided, along with the financial resources available.

Because the focus of the governmental funds is narrower than that of the government-wide financial statements, it is useful to compare the information presented for governmental funds with similar information presented for governmental activities on the government-wide financial statements. By doing so, readers may better understand the long-term impact of the government's short-term financing decisions. Both the governmental fund balance sheet and the governmental fund statement of revenues, expenditures, and changes in fund balances provide a reconciliation to facilitate this comparison between governmental funds and governmental activities.

The County maintains a multitude of individual governmental funds. Information is presented separately on the governmental fund balance sheet and on the governmental fund statement of revenues, expenditures, and changes in fund balances for the major funds, which were identified earlier. Data from the other governmental funds are combined into a single, aggregated presentation. Individual fund data for each of these nonmajor governmental funds is provided in the form of combining statements elsewhere in this report.

Proprietary Funds - The County maintains two different types of proprietary funds. Enterprise funds are used to report the same functions presented as business-type activities on the government-wide financial statements. The County uses enterprise funds to account for the Sewer Fund and Water Fund operations. Internal service funds are an accounting device used to accumulate and allocate costs internally among the County's other programs and activities. The County's two self-insurance funds account for the claims and liabilities relating to the County's self-insured hospitalization program and also for the run-out claims and liabilities relating to the County's retrospective workers' compensation program which ended in 2014.

Fiduciary Funds - Fiduciary funds are used to account for resources held for the benefit of parties outside the County. Fiduciary funds are not reflected on the government-wide financial statements because the resources from those funds are not available to support the County's programs. The accounting method used for fiduciary funds is much like that used for the proprietary funds.

Muskingum County, Ohio

**Management's Discussion and Analysis
For the Year Ended December 31, 2015
Unaudited**

Notes to the Basic Financial Statements - The notes provide additional information that is essential to the full understanding of the data provided on the government-wide and fund financial statements.

Other Information - In addition to the basic financial statements and accompanying notes, this report also presents combining and individual fund statements and schedules.

Government-Wide Financial Analysis

Table 1 provides a comparison of the County's net position at December 31, 2015 compared to 2014:

Table 1
Net Position

	Governmental Activities		Business-Type Activities		Total	
	2015	2014	2015	2014	2015	2014
Assets						
Current and Other Assets	\$94,355,477	\$94,268,151	\$5,677,168	\$6,680,054	\$100,032,645	\$100,948,205
Capital Assets, Net	100,741,259	100,359,126	76,528,292	75,308,184	177,269,551	175,667,310
<i>Total Assets</i>	<u>195,096,736</u>	<u>194,627,277</u>	<u>82,205,460</u>	<u>81,988,238</u>	<u>277,302,196</u>	<u>276,615,515</u>
Deferred Outflows of Resources						
Deferred Charge on						
Refunding	258,563	282,729	434,239	478,186	692,802	760,915
Pension	5,008,901	3,391,337	149,072	102,885	5,157,973	3,494,222
<i>Total Deferred Outflows</i>	<u>5,267,464</u>	<u>3,674,066</u>	<u>583,311</u>	<u>581,071</u>	<u>5,850,775</u>	<u>4,255,137</u>
Liabilities						
Current and Other						
Liabilities	3,268,161	4,671,037	810,055	812,043	4,078,216	5,483,080
Long-Term Liabilities:						
Due Within One Year	4,014,112	4,064,249	1,715,672	1,574,459	5,729,784	5,638,708
Due in More than One Year:						
Net Pension Liability	29,100,930	28,201,401	841,552	822,545	29,942,482	29,023,946
Other Amounts	11,392,978	13,246,760	26,246,316	27,328,517	37,639,294	40,575,277
<i>Total Liabilities</i>	<u>47,776,181</u>	<u>50,183,447</u>	<u>29,613,595</u>	<u>30,537,564</u>	<u>77,389,776</u>	<u>80,721,011</u>
Deferred Inflows of Resources						
Property Taxes not Levied to Finance						
Current Year Operations	12,364,077	13,420,945	0	0	12,364,077	13,420,945
Pensions	614,009	297,078	14,785	0	628,794	297,078
<i>Total Deferred Inflows</i>	<u>12,978,086</u>	<u>13,718,023</u>	<u>14,785</u>	<u>0</u>	<u>12,992,871</u>	<u>13,718,023</u>
Net Position						
Net Investment in Capital						
Assets	90,281,154	88,070,601	48,626,741	46,613,223	138,907,895	134,683,824
Restricted	49,319,887	50,127,813	0	0	49,319,887	50,127,813
Unrestricted (Deficit)	8,892	(3,798,541)	4,533,650	5,418,522	4,542,542	1,619,981
<i>Total Net Position</i>	<u>\$139,609,933</u>	<u>\$134,399,873</u>	<u>\$53,160,391</u>	<u>\$52,031,745</u>	<u>\$192,770,324</u>	<u>\$186,431,618</u>

Muskingum County, Ohio

Management's Discussion and Analysis For the Year Ended December 31, 2015 Unaudited

During 2015, the County adopted GASB Statement 68, "Accounting and Financial Reporting for Pensions - an Amendment of GASB Statement 27", which significantly revises accounting for pension costs and liabilities. For reasons discussed below, many end users of this financial statement will gain a clearer understanding of the County's actual financial condition by adding deferred inflows related to pension and the net pension liability to the reported net position and subtracting deferred outflows related to pension.

Governmental Accounting Standards Board standards are national and apply to all government financial reports prepared in accordance with generally accepted accounting principles. When accounting for pension costs, GASB 27 focused on a funding approach. This approach limited pension costs to contributions annually required by law, which may or may not be sufficient to fully fund each plan's *net pension liability*. GASB 68 takes an earnings approach to pension accounting; however, the nature of Ohio's statewide pension systems and state law governing those systems requires additional explanation in order to properly understand the information presented in these statements.

Under the new standards required by GASB 68, the net pension liability equals the County's proportionate share of each plan's collective:

1. Present value of estimated future pension benefits attributable to active and inactive employees' past service
2. Minus plan assets available to pay these benefits

GASB notes that pension obligations, whether funded or unfunded, are part of "employment exchange" - that is, the employee is trading his for her labor in exchange for wages, benefits, and the promise of a future pension. GASB noted that the unfunded portion of this pension promise is a present obligation of the government, part of a bargained-for benefit to the employee, and should accordingly be reported by the government as a liability since they received the benefit of the exchange. However, the County is not responsible for certain key factors affecting the balance of this liability. In Ohio, the employee shares the obligation of funding pension benefits with the employer. Both employer and employee contribution rates are capped by State statute. A change in these caps requires action of both Houses of the General Assembly and approval of the Governor. Benefit provisions are also determined by State statute. The employee enters the employment exchange with the knowledge that the employer's promise is limited not by contract but by law. The employer enters the exchange also knowing that there is a specific, legal limit to its contribution to the pension system. In Ohio, there is no legal means to enforce the unfunded liability of the pension system *as against the employer*. State law operates to mitigate/lessen the moral obligation of the public employer to the employee, because all parties enter the employment exchange with notice as to the law. The pension system is responsible for the administration of the plan.

Most long-term liabilities have set repayment schedules or, in the case of compensated absences (i.e. sick and vacation leave), are satisfied through paid time-off or termination payments. There is no repayment schedule for the net pension liability. As explained above, changes in pension benefits, contribution rates, and return on investments affect the balance of the net pension liability, but are outside the control of the local government. In the event that contributions, investment returns, and other changes are insufficient to keep up with required pension payments, State statute does not assign/identify the responsible party for the unfunded portion. Due to the unique nature of how the net pension liability is satisfied, this liability is separately identified within the long-term liability section of the statement of net position.

Muskingum County, Ohio

Management's Discussion and Analysis For the Year Ended December 31, 2015 Unaudited

In accordance with GASB 68, the County's statements prepared on an accrual basis of accounting include an annual pension expense for their proportionate share of each plan's *change* in net pension liability not accounted for as deferred inflows/outflows.

As a result of implementing GASB 68, the County is reporting a new pension liability and deferred inflows/outflows of resources related to pension on the accrual basis of accounting. This implementation also had the effect of restating net position at December 31, 2014, from \$159,507,015 to \$134,399,873 for governmental activities and from \$52,751,405 to \$52,031,745 for business-type activities.

As noted earlier, the County's net position, when reviewed over time, may serve as a useful indicator of the County's financial position. In the case of the County, assets and deferred outflows of resources exceeded liabilities and deferred inflows of resources by \$192,770,324 (\$139,609,933 in governmental activities and \$53,160,391 in business-type activities) as of December 31, 2015.

By far, the largest portion of the County's net position (72 percent) is reflected in net investment in capital assets (e.g., land, land improvements, construction in progress, buildings, machinery, equipment, furniture and fixtures, vehicles, and infrastructure), less any related debt used to acquire those assets that is still outstanding. The County uses these capital assets to provide services to citizens; consequently, these assets are not available for future spending. Although the County's investment in its capital assets is reported net of related debt, it should be noted that the resources needed to repay this debt must be provided from other sources since the capital assets themselves cannot be used to liquidate these liabilities.

An additional portion of the County's net position, \$49,319,887, or 26 percent, represents resources that are subject to restrictions on how they can be used.

The remaining balance of unrestricted net position, \$4,542,542, or 2 percent, is to be used to meet the County's ongoing obligations to citizens and creditors.

The County's total net position increased by \$6,338,706 (\$5,210,060 for governmental activities and \$1,128,646 for business-type activities).

Cash and cash equivalents increased in the amount of \$1,920,832 due to conservative spending. Intergovernmental receivables decreased in the amount of \$1,607,840 primarily due to the County completing business-type activities construction projects with grant funding that began in the prior year. The decrease is also the result of the timing of the receipt of various grants. Property taxes receivable decreased by \$1,435,397 due mainly to the County Budget Commission reducing the levy amount collected for the Starlight School operations. Capital assets increased in the amount of \$1,602,241 due to the current year capital asset additions exceeding depreciation in the current period.

Intergovernmental payables decreased in the amount of \$533,914. In 2014, the County was the lead entity on community development grants and reported any liability related to the pass through portion as payables to other governments. However, in 2015, the County did not participate in grant programs as a lead entity resulting in a decrease in the amounts due to other governments. Governmental long-term liabilities, excluding the pension liability, decreased by \$1,903,919 as the County continues to pay off outstanding debt. Business-type long-term liabilities, excluding the pension liability, decreased by \$940,988 due to the issuance of additional debt associated with construction projects being offset by current year debt principal payments.

Muskingum County, Ohio

**Management's Discussion and Analysis
For the Year Ended December 31, 2015
Unaudited**

Table 2 shows the changes in net position for 2015, compared to the changes in net position for 2014.

Table 2
Change in Net Position

	Governmental Activities		Business-Type Activities		Total	
	2015	2014	2015	2014	2015	2014
Revenues:						
Program Revenues						
Charges for Services	\$11,094,474	\$10,613,142	\$8,509,242	\$8,480,852	\$19,603,716	\$19,093,994
Operating Grants, Contributions, and Interest	25,117,567	25,132,153	0	0	25,117,567	25,132,153
Capital Grants and Contributions	2,430,379	2,569,948	479,294	1,369,630	2,909,673	3,939,578
Total Program Revenues	38,642,420	38,315,243	8,988,536	9,850,482	47,630,956	48,165,725
General Revenues						
Property Taxes	12,411,627	13,852,866	0	0	12,411,627	13,852,866
Permissive Sales Taxes	19,346,296	18,241,337	0	0	19,346,296	18,241,337
Intergovernmental	2,642,609	2,511,528	0	0	2,642,609	2,511,528
Investment Earnings	652,918	622,598	0	0	652,918	622,598
Payments in Lieu of Taxes	445,375	255,667	0	0	445,375	255,667
Miscellaneous	247,410	585,075	75,403	64,495	322,813	649,570
Total General Revenues	35,746,235	36,069,071	75,403	64,495	35,821,638	36,133,566
Total Revenues	74,388,655	74,384,314	9,063,939	9,914,977	83,452,594	84,299,291
Program Expenses						
General Government:						
Legislative and Executive	8,650,321	9,121,598	0	0	8,650,321	9,121,598
Judicial	7,046,782	7,011,756	0	0	7,046,782	7,011,756
Public Safety	12,384,072	12,024,820	0	0	12,384,072	12,024,820
Public Works	9,073,802	8,572,816	0	0	9,073,802	8,572,816
Health	2,750,648	2,601,606	0	0	2,750,648	2,601,606
Human Services	28,995,665	28,144,364	0	0	28,995,665	28,144,364
Interest and Fiscal Charges	311,173	348,330	0	0	311,173	348,330
Sewer	0	0	4,447,101	4,489,405	4,447,101	4,489,405
Water	0	0	3,454,324	4,096,589	3,454,324	4,096,589
Total Expenses	69,212,463	67,825,290	7,901,425	8,585,994	77,113,888	76,411,284
Increase before transfers	5,176,192	6,559,024	1,162,514	1,328,983	6,338,706	7,888,007
Transfers	33,868	18,358	(33,868)	(18,358)	0	0
Change in Net Position	5,210,060	6,577,382	1,128,646	1,310,625	6,338,706	7,888,007
Net Position Beginning of Year	134,399,873	N/A	52,031,745	N/A	186,431,618	N/A
Net Position End of Year	\$139,609,933	\$134,399,873	\$53,160,391	\$52,031,745	\$192,770,324	\$186,431,618

The information necessary to restate the 2014 beginning balances and the 2014 pension expense amounts for the effects of the initial implementation of GASB 68 is not available. Therefore, 2014 functional expenses still include pension expense of \$3,519,086 computed under GASB 27. GASB 27 required recognizing pension expense equal to the contractually required contributions to the plan. Under GASB 68, pension expense represents additional amounts earned, adjusted by deferred inflows/outflows. The contractually required contribution is no longer a component of pension expense. Under GASB 68, the 2015 statements report pension expense of \$3,158,810.

Muskingum County, Ohio

**Management's Discussion and Analysis
For the Year Ended December 31, 2015
Unaudited**

Consequently, in order to compare 2015 total program expense to 2014, the following adjustments are needed:

	Governmental Activities	Business-Type Activities	Total
Total 2015 program expenses under GASB 68	\$69,212,463	\$7,901,425	\$77,113,888
Pension expense under GASB 68	(3,067,036)	(91,774)	(3,158,810)
2015 contractually required contribution	3,468,140	104,169	3,572,309
Adjusted 2015 program expenses	69,613,567	7,913,820	77,527,387
Total 2014 program expenses under GASB 27	67,825,290	8,585,994	76,411,284
Increase (decrease) in program expenses not related to pension	\$1,788,277	(\$672,174)	\$1,116,103

Governmental Activities

The County's governmental net position increased by \$5,210,060. Key elements of this change are as follows.

The County's direct charges to users of governmental services made up \$11,094,474 or 15 percent of total governmental revenues. These charges are for fees for real estate transfers, deed and lease recordings, permissive motor vehicle license taxes, rent, fees associated with the collection of property taxes, fines and forfeitures related to judicial activity, and licenses and permits. Operating grants, contributions, and interest were the largest program revenues, accounting for \$25,117,567 or 34 percent of total revenues for governmental activities. The major recipients of intergovernmental revenues were the human services and public works programs. Overall program revenue increased in the amount of \$327,177. Charges for services revenue increased by \$481,332 primarily due to an increase in building permit collections, cost allocation revenue, and recorders fees in 2015. Permissive sales tax revenues accounted for \$19,346,296 or 26 percent of total governmental revenues. Permissive sales tax revenues experienced an increase from the prior year due to an increase in taxable sales in the County. Another major component of general governmental revenues is property tax revenues, which accounted for \$12,411,627 or 17 percent of total governmental revenues. Property tax revenues decreased from the prior year in the amount of \$1,441,239 as a result of the County budget commission reducing the levy amount of the Starlight School programs.

The County's human services programs accounted for \$28,995,665, or 42 percent of total expenses for governmental activities. The increase from prior year in the amount of \$851,301 is due mainly to the increases in personnel and insurance costs. Other major program expenses for governmental activities include legislative and executive programs, which accounted for \$8,650,321, or 12 percent of total expenses, public safety programs, which accounted for \$12,384,072 or 18 percent of total expenses, and public works programs, which accounted for \$9,073,802 or 13 percent of total expenses. The increase in the public works program of \$500,986 is due to an increase in operations and maintenance expenses associated with the County's road and bridge projects.

Business-Type Activities

The net position for business-type activities increased \$1,128,646 during 2015. Charges for services were the largest program revenue, accounting for \$8,509,242 or 94 percent of total business-type revenues. The decrease in capital grants and contributions in the amount of \$890,336 was largely due to a decrease in the amounts of grants received relating to sewer and water improvement projects. Business-type expenses remained relatively consistent with the prior year.

Muskingum County, Ohio

**Management's Discussion and Analysis
For the Year Ended December 31, 2015
Unaudited**

Table 3, for governmental activities, indicates the total cost of services and the net cost of services for 2015 as compared to 2014. The Statement of Activities reflects the cost of program services and the charges for services, grants, contributions, and interest offsetting those services. The net cost of services identifies the cost of those services supported by tax revenues, unrestricted intergovernmental revenues, and unrestricted interest earnings.

Table 3
Governmental Activities

	Total Cost of Services <u>2015</u>	Net Cost of Services <u>2015</u>	Total Cost of Services <u>2014</u>	Net Cost of Services <u>2014</u>
General Government				
Legislative and Executive	\$8,650,321	\$4,328,864	\$9,121,598	\$4,972,374
Judicial	7,046,782	5,338,910	7,011,756	5,293,053
Public Safety	12,384,072	8,653,854	12,024,820	9,224,958
Public Works	9,073,802	375,680	8,572,816	(363,740)
Health	2,750,648	1,871,706	2,601,606	1,906,790
Human Services	28,995,665	9,689,856	28,144,364	8,128,282
Interest and Fiscal Charges	311,173	311,173	348,330	348,330
Total Expenses	<u>\$69,212,463</u>	<u>\$30,570,043</u>	<u>\$67,825,290</u>	<u>\$29,510,047</u>

Charges for services, operating and capital grants, contributions, and interest in the amount of \$38,642,420 or 56 percent of the total costs of services, were received and used to fund the governmental activities expenses of the County. The remaining \$30,570,043 in governmental expenses are funded primarily by property and permissive sales taxes, non-restricted intergovernmental revenues, interest, and miscellaneous revenues. The \$9,689,856 in net cost of services for human services demonstrates the amount of the costs of services that were not supported from state and federal resources during 2015. As such, the taxpayers have approved property tax levies for the Starlight School and Children Services programs. During 2015, public safety net cost of services of \$8,653,854 indicates that the permissive sales tax and property tax levies are necessary for the operation of the sheriff's department and the detention center due to insufficient program revenues for these operations. To help reduce the tax burden and increase program revenues, the County is actively pursuing contracts for the housing of prisoners from other entities outside the County. In addition, the taxpayers have approved a property tax levy for general operations of the sheriff's department. The net cost of \$4,328,864 in the legislative and executive and \$5,338,910 in the judicial programs represent activities related to the governing body as well as activities that directly support other County programs that serve the County's residents. As a result, these programs rely on the general revenues of the County to support their activities.

Financial Analysis of County Funds

As noted earlier, the County uses fund accounting to ensure and demonstrate compliance with finance-related legal requirements.

Governmental Funds - The focus of the County's governmental funds is to provide information on near-term inflows, outflows, and balances of spendable resources. Such information is useful in assessing the County's financing requirements. GASB Statement No. 54 established fund balance classifications that comprise a hierarchy based primarily on the extent to which a government is bound to observe constraints imposed on the use of resources reported in governmental funds. In particular, unassigned fund balance may serve as a useful measure of the County's net resources available for spending at the end of the year.

Muskingum County, Ohio

Management's Discussion and Analysis For the Year Ended December 31, 2015 Unaudited

As of December 31, 2015, the County's governmental funds reported a combined ending fund balance of \$60,108,988, an increase of \$1,990,630 in comparison with the prior year. Of that total ending fund balance, \$1,277,888 is nonspendable, \$43,253,269 is restricted, \$995,553 is committed, \$7,278,150 is assigned, and \$7,304,128 is unassigned, as defined in GASB Statement No. 54. Of the amount restricted, \$2,048,724 is restricted for court corrections, \$1,093,225 is restricted for roads and bridges, \$4,531 is restricted for court guardianship, \$860,369 is restricted for public assistance and senior citizens, \$1,330,223 is restricted for sheriff and jail safety purposes, \$25,895,821 is restricted for developmental disabilities, \$1,198,407 is restricted for tuberculosis treatment, \$62,683 is restricted for mental health, \$6,083,337 is restricted for children services, \$249,558 is restricted for debt service, \$868,854 is restricted for capital outlay, \$2,776,276 is restricted for real estate assessment and delinquent tax collection, and \$781,261 is restricted for other purposes.

The General Fund is the primary operating fund of the County. At the end of 2015, unassigned fund balance was \$7,656,330 while total fund balance was \$15,320,841. As a measure of the General Fund's liquidity, it may be useful to compare both the unassigned fund balance and total fund balance to total fund expenditures. Unassigned fund balance represents 29 percent of total General Fund expenditures, while total fund balance represents 57 percent of that same amount. The fund balance increased from 2014 by \$1,311,450. The General Fund experienced increases in property tax, permissive sales tax and charges for services revenue. General Fund expenditures reflect an increase in the amount of \$630,725. However, expenditures remained significantly below revenues by \$5,014,517.

At the end of 2015, the Public Assistance Special Revenue Fund had a fund balance in the amount of \$128,681, in comparison to a fund balance of \$254,720 at the end of 2014. The overall decrease in the fund balance is due to a decrease in intergovernmental revenue received.

The fund balance of the Starlight School Levy Special Revenue Fund at December 31, 2015 was \$26,083,001, an increase of \$261,907. This increase, which added to the substantial ending fund balance, is the result of the cumulative effect of expenditures continuing to be significantly below revenues for current year as well as the last several years.

The fund balance of the Children Services Levy Special Revenue Fund at December 31, 2015 was \$5,959,867, a decrease of \$660,903 from 2014. Intergovernmental revenues reflect a decrease from the prior year and expenditures increased.

Proprietary Funds - The County maintains two different types of proprietary funds. Enterprise funds are used to report functions presented as business-type activities on the government-wide financial statements. The County uses enterprise funds to account for Sewer Fund and Water Fund operations. Internal service funds are an accounting device used to accumulate and allocate costs internally among the County's other programs and activities. The County uses internal service funds to account for the health and workers' compensation self-insurance programs.

As of December 31, 2015, net position for the County's enterprise funds was \$53,160,391. Of that total, \$4,533,650 represents unrestricted net position that is available for spending at the County's discretion.

As of December 31, 2015, unrestricted net position in the self-insurance programs was \$5,272,045 which represents an accumulation of resources to pay future claims and payables in accordance with generally accepted accounting principles.

Muskingum County, Ohio

Management's Discussion and Analysis
For the Year Ended December 31, 2015
Unaudited

General Fund Budgetary Highlights

The County's budget is prepared according to Ohio law and is based on accounting for certain transactions on a basis of cash receipts, disbursements, and encumbrances. By State statute, the Board of County Commissioners adopts a temporary operating budget (temporary appropriations) for the County prior to the first day of January. The Board of County Commissioners adopts a permanent annual operating budget (permanent appropriations) for the County prior to the first day of April.

For the General Fund, there were immaterial changes from the original budget to the final budget for revenues and expenditures. Permissive sales taxes receipts were \$3,035,842 higher than final estimated amounts. The \$1,100,000 increase in this revenue from original to final budget resulted once the County realized that more taxable sales were happening throughout the County as when first estimated. Legislative and executive actual expenditures were lower than final budgeted amounts by \$1,659,569 because the County anticipated making more contingency expenditures during the year than what actually occurred. The County was conservative in the preparation of the 2015 budget due to the uncertainty of the economy as demonstrated by the ending unobligated fund balance being \$7,244,891 higher than final budgeted amounts.

Capital Assets and Debt Administration

Capital Assets - The County's capital assets for governmental and business-type activities as of December 31, 2015, were \$177,269,551 (net of accumulated depreciation). This includes land, land improvements, construction in progress, buildings, machinery, equipment, furniture and fixtures, vehicles, and infrastructure. Total capital assets increased in the amount of \$1,602,241. This increase is the result of current year capitalizations and contributions exceeding current year depreciation. For business-type activities, major capital asset additions during 2015 included additional work relating to various sanitary sewer and waterline extension projects throughout the County. Table 4 provides a comparison of capital assets as of the end of 2014 and 2015. In addition, Note 10 (Capital Assets) provides capital asset activity during 2015.

Table 4
Capital Assets
(Net of Depreciation)

	Governmental Activities		Business-Type Activities		Total	
	2015	2014	2015	2014	2015	2014
Land	\$6,714,814	\$6,647,968	\$207,800	\$207,800	\$6,922,614	\$6,855,768
Land Improvements	33,846,487	33,841,712	0	0	33,846,487	33,841,712
Construction in Progress	467,793	72,931	1,964,132	4,424,968	2,431,925	4,497,899
Buildings	28,285,971	29,010,944	542,903	414,258	28,828,874	29,425,202
Machinery, Equipment, Furniture and Fixtures	1,155,836	1,006,255	505,558	365,083	1,661,394	1,371,338
Vehicles	1,302,025	1,487,324	442,611	465,810	1,744,636	1,953,134
Infrastructure	28,968,333	28,291,992	72,865,288	69,430,265	101,833,621	97,722,257
Total Capital Assets	<u>\$100,741,259</u>	<u>\$100,359,126</u>	<u>\$76,528,292</u>	<u>\$75,308,184</u>	<u>\$177,269,551</u>	<u>\$175,667,310</u>

Muskingum County, Ohio

Management's Discussion and Analysis
For the Year Ended December 31, 2015
Unaudited

Long-Term Debt - As of December 31, 2015, the County had total debt outstanding in the amount of \$39,546,830, \$11,694,345 in governmental activities and \$27,852,485 in business-type activities. Table 5 outlines the long-term debt held by the County during 2015 and 2014.

Table 5
Long-Term Debt

	Governmental Activities		Business-Type Activities		Total	
	2015	2014	2015	2014	2015	2014
General Obligation Bonds	\$7,055,643	\$8,290,627	\$14,008,879	\$15,124,183	\$21,064,522	\$23,414,810
Special Assessment Debt	342,156	409,828	0	0	342,156	409,828
OWDA Loans	0	0	13,699,289	13,654,230	13,699,289	13,654,230
OPWC Loan	464,083	338,939	144,317	0	608,400	338,939
Contracts Payable	3,513,335	4,227,243	0	0	3,513,335	4,227,243
Capital Leases	319,128	350,234	0	0	319,128	350,234
Total Long-Term Debt	<u>\$11,694,345</u>	<u>\$13,616,871</u>	<u>\$27,852,485</u>	<u>\$28,778,413</u>	<u>\$39,546,830</u>	<u>\$42,395,284</u>

In addition to the above debt, the County's long-term obligations include compensated absences, net pension liability, and claims payable. Additional information on the County's long-term debt can be found in Note 17 of this report. The County's total unvoted legal debt margin at December 31, 2015, is \$12,152,710.

Moody's Investors Service, Inc. has assigned an underlying rating of Aa2 to the outstanding general obligation debt of the County.

Economic Factors

The average unemployment rate for the County in 2015 was 6.1 percent, which is down from 2014. This rate exceeds the State's average rate for 2015 of 4.9 percent and the average 2015 national rate of 5.3 percent.

The County's \$1.649 billion tax base has increased slightly from the prior year. This is attributable to normal fluctuations from construction and expired enterprise zone agreements. This increase represents less than 1.7 percent of the assessed valuation from the prior year and reflects that the real property values within the County have remained steady.

The various economic factors were considered in the preparation of the County's 2015 budget, and will be considered in the preparation of future budgets. Appropriate measures will be taken to ensure spending is within available resources.

A further discussion of the County and the economic factors which affect the County and its operations can be found in the transmittal letter of this report.

Muskingum County, Ohio

**Management's Discussion and Analysis
For the Year Ended December 31, 2015
Unaudited**

Requests for Information

This financial report is designed to provide a general overview of the County's finances for all those with an interest in the government's finances. Questions concerning any of the information provided in this report or requests for additional information should be addressed to Debra J. Nye, Muskingum County Auditor, 401 Main Street, Zanesville, Ohio 43701.

Muskingum County, Ohio
Statement of Net Position
December 31, 2015

	Primary Government			Component Units		
	Governmental Activities	Business - Type Activities	Total	Transportation Improvement District	Land Bank	Muskingum Starlight Industries, Inc.
Assets						
Equity in Pooled Cash and Cash Equivalents	\$56,657,830	\$7,128,315	\$63,786,145	\$8,055	\$92,041	\$0
Cash and Cash Equivalents in Segregated Accounts	838	0	838	0	0	0
Cash and Cash Equivalents with Fiscal Agents	3,390,091	0	3,390,091	0	0	0
Cash and Cash Equivalents	0	0	0	0	0	331,281
Investments	0	0	0	0	0	48,030
Prepaid Items	483,686	9,964	493,650	584	0	772
Materials and Supplies Inventory	749,041	162	749,203	0	0	45,068
Property Held for Reutilization	0	0	0	0	8,750	0
Permissive Motor Vehicle License Tax Receivable	38,727	0	38,727	0	0	0
Permissive Sales Taxes Receivable	5,170,604	0	5,170,604	0	0	0
Accounts Receivable	293,805	3,373,599	3,667,404	0	0	72,753
Intergovernmental Receivable	7,924,745	0	7,924,745	0	0	0
Accrued Interest Receivable	106,261	0	106,261	0	0	0
Interest Receivable	0	0	0	35,958	0	0
Internal Balances	4,834,872	(4,834,872)	0	0	0	0
Property Taxes Receivable	13,963,639	0	13,963,639	0	0	0
Loans Receivable	183,229	0	183,229	0	0	0
Special Assessments Receivable	222,583	0	222,583	0	0	0
Due from Primary Government	0	0	0	0	0	53,336
Contracts Receivable from Primary Government	0	0	0	3,513,335	0	0
Payments in Lieu of Taxes Receivable	335,526	0	335,526	0	0	0
Non-Depreciable Capital Assets	41,029,094	2,171,932	43,201,026	0	0	0
Depreciable Capital Assets, Net	59,712,165	74,356,360	134,068,525	0	0	15,618
Total Assets	195,096,736	82,205,460	277,302,196	3,557,932	100,791	566,858
Deferred Outflows of Resources						
Deferred Charge on Refunding	258,563	434,239	692,802	0	0	0
Pension	5,008,901	149,072	5,157,973	0	0	0
Total Deferred Outflows of Resources	5,267,464	583,311	5,850,775	0	0	0
Liabilities						
Matured Compensated Absences Payable	44,961	0	44,961	0	0	0
Accrued Wages and Benefits	462,861	12,111	474,972	0	0	2,308
Accounts Payable	782,789	70,115	852,904	72	0	8,100
Contracts Payable	22,460	335,781	358,241	0	0	0
Intergovernmental Payable	943,443	147,216	1,090,659	0	0	181
Retainage Payable	0	156,859	156,859	0	0	0
Custodial Payables	0	0	0	0	0	283,027
Accrued Interest Payable	22,869	40,045	62,914	35,958	0	0
Claims Payable	935,442	0	935,442	0	0	0
Due to Component Unit	53,336	0	53,336	0	0	0
Customer Deposits Payable	0	47,928	47,928	0	0	0
Long-Term Liabilities:						
Due Within One Year	4,014,112	1,715,672	5,729,784	737,298	0	2,068
Due In More Than One Year:						
Net Pension Liability (See Note 12)	29,100,930	841,552	29,942,482	0	0	0
Other Amounts Due In More Than One Year	11,392,978	26,246,316	37,639,294	2,776,037	0	0
Total Liabilities	47,776,181	29,613,595	77,389,776	3,549,365	0	295,684
Deferred Inflows of Resources						
Property Taxes	12,364,077	0	12,364,077	0	0	0
Pension	614,009	14,785	628,794	0	0	0
Total Deferred Inflows of Resources	12,978,086	14,785	12,992,871	0	0	0
Net Position						
Net Investment in Capital Assets	90,281,154	48,626,741	138,907,895	0	0	13,550
Restricted for:						
Capital Projects	944,850	0	944,850	0	0	0
Debt Service	96,135	0	96,135	0	0	0
Road and Bridge Projects	3,403,614	0	3,403,614	0	0	0
Starlight School Program	27,163,092	0	27,163,092	0	0	0
Children Services Program	6,247,340	0	6,247,340	0	0	0
Public Assistance Program	595,553	0	595,553	0	0	0
Tuberculosis Clinic Program	1,365,211	0	1,365,211	0	0	0
Court Corrections	2,051,608	0	2,051,608	0	0	0
Community Development Program	627,823	0	627,823	0	0	0
Real Estate Assessment	2,337,665	0	2,337,665	0	0	0
Mental Health Program	362,199	0	362,199	0	0	0
Other Purposes	4,124,797	0	4,124,797	0	0	283,028
Unrestricted (Deficit)	8,892	4,533,650	4,542,542	8,567	100,791	(25,404)
Total Net Position (Deficit)	\$139,609,933	\$53,160,391	\$192,770,324	\$8,567	\$100,791	\$271,174

See accompanying notes to the basic financial statements

Muskingum County, Ohio
Statement of Activities
For the Year Ended December 31, 2015

	Program Revenues			
	Expenses	Charges for Services	Operating Grants, Contributions, and Interest	Capital Grants and Contributions
Primary Government:				
Governmental Activities:				
General Government:				
Legislative and Executive	\$8,650,321	\$4,303,887	\$17,570	\$0
Judicial	7,046,782	1,100,165	590,707	17,000
Public Safety	12,384,072	2,308,359	1,421,859	0
Public Works	8,509,582	174,649	5,617,627	2,413,379
Public Works - Intergovernmental	564,220	492,467	0	0
Health	1,445,554	491,613	174,159	0
Health - Intergovernmental	1,305,094	0	213,170	0
Human Services	28,995,665	2,223,334	17,082,475	0
Interest and Fiscal Charges	311,173	0	0	0
<i>Total Governmental Activities</i>	69,212,463	11,094,474	25,117,567	2,430,379
Business-Type Activities:				
Sewer	4,447,101	4,328,224	0	366,669
Water	3,454,324	4,181,018	0	112,625
<i>Total Business-Type Activities</i>	7,901,425	8,509,242	0	479,294
<i>Total Primary Government</i>	\$77,113,888	\$19,603,716	\$25,117,567	\$2,909,673
Component Units:				
Transportation Improvement District	\$541,575	\$126,635	\$0	\$423,579
Land Bank	42,445	0	54,505	0
Muskingum Starlight Industries, Inc.	1,337,960	811,383	0	0
<i>Total Component Units</i>	\$1,921,980	\$938,018	\$54,505	\$423,579

General Revenues

Property Taxes Levied for:
 General Purposes
 Public Safety - Sheriff Levy
 Health - Tuberculosis
 Health - Mental Health
 Human Services - Senior Citizens
 Human Services - Starlight School
 Human Services - Children Services
Sales Taxes Levied for General Purposes
Grants and Entitlements not Restricted to Specific Programs
Investment Earnings
Payments in Lieu of Taxes
Miscellaneous
In-Kind Contribution
Total General Revenues

Transfers

Total General Revenues and Transfers

Change in Net Position

Net Position (Deficit) Beginning of Year - Restated (See Note 3)

Net Position (Deficit) End of Year

See accompanying notes to the basic financial statements

Net (Expense) Revenue and
Change in Net Position

Primary Government			Component Units		
Governmental Activities	Business - Type Activities	Total	Transportation Improvement District	Land Bank	Muskingum Starlight Industries, Inc.
(\$4,328,864)	\$0	(\$4,328,864)	\$0	\$0	\$0
(5,338,910)	0	(5,338,910)	0	0	0
(8,653,854)	0	(8,653,854)	0	0	0
(303,927)	0	(303,927)	0	0	0
(71,753)	0	(71,753)	0	0	0
(779,782)	0	(779,782)	0	0	0
(1,091,924)	0	(1,091,924)	0	0	0
(9,689,856)	0	(9,689,856)	0	0	0
(311,173)	0	(311,173)	0	0	0
<u>(30,570,043)</u>	<u>0</u>	<u>(30,570,043)</u>	<u>0</u>	<u>0</u>	<u>0</u>
0	247,792	247,792	0	0	0
0	839,319	839,319	0	0	0
0	1,087,111	1,087,111	0	0	0
<u>(30,570,043)</u>	<u>1,087,111</u>	<u>(29,482,932)</u>	<u>0</u>	<u>0</u>	<u>0</u>
0	0	0	8,639	0	0
0	0	0	0	12,060	0
0	0	0	0	0	(526,577)
0	0	0	8,639	12,060	(526,577)
3,067,537	0	3,067,537	0	0	0
476,075	0	476,075	0	0	0
534,878	0	534,878	0	0	0
1,115,181	0	1,115,181	0	0	0
644,278	0	644,278	0	0	0
3,899,268	0	3,899,268	0	0	0
2,674,410	0	2,674,410	0	0	0
19,346,296	0	19,346,296	0	0	0
2,642,609	0	2,642,609	0	0	0
652,918	0	652,918	0	0	825
445,375	0	445,375	0	0	0
247,410	75,403	322,813	0	0	38,255
0	0	0	0	0	499,287
<u>35,746,235</u>	<u>75,403</u>	<u>35,821,638</u>	<u>0</u>	<u>0</u>	<u>538,367</u>
<u>33,868</u>	<u>(33,868)</u>	<u>0</u>	<u>0</u>	<u>0</u>	<u>0</u>
<u>35,780,103</u>	<u>41,535</u>	<u>35,821,638</u>	<u>0</u>	<u>0</u>	<u>538,367</u>
5,210,060	1,128,646	6,338,706	8,639	12,060	11,790
134,399,873	52,031,745	186,431,618	(72)	88,731	259,384
<u>\$139,609,933</u>	<u>\$53,160,391</u>	<u>\$192,770,324</u>	<u>\$8,567</u>	<u>\$100,791</u>	<u>\$271,174</u>

Muskingum County, Ohio
Balance Sheet
Governmental Funds
December 31, 2015

	General	Public Assistance	Starlight School Levy	Children Services Levy
Assets				
Equity in Pooled Cash and Cash Equivalents	\$13,402,920	\$308,369	\$18,125,931	\$6,253,393
Cash and Cash Equivalents in Segregated Accounts	0	0	0	0
Cash and Cash Equivalents with Fiscal Agents	0	0	3,390,091	0
Restricted Assets:				
Equity in Pooled Cash and Cash Equivalents	45,161	0	0	0
Receivables:				
Property Taxes	3,634,171	0	3,898,560	3,167,113
Payments in Lieu of Taxes	104,545	0	13,232	8,107
Permissive Sales Taxes	5,170,604	0	0	0
Permissive Motor Vehicle License Tax	0	0	0	0
Accounts	23,019	0	1,400	0
Accrued Interest	106,261	0	0	0
Intergovernmental	1,521,500	790,474	933,493	691,714
Interfund	661,632	52,115	4,640,800	0
Special Assessments	0	0	0	0
Loans	0	0	0	0
Materials and Supplies Inventory	157,421	10,794	23,769	21,477
Prepaid Items	183,779	66,532	163,411	6,807
<i>Total Assets</i>	<u>\$25,011,013</u>	<u>\$1,228,284</u>	<u>\$31,190,687</u>	<u>\$10,148,611</u>
Liabilities				
Accounts Payable	\$255,664	\$16,061	\$51,712	\$200,354
Accrued Wages and Benefits	192,345	53,142	56,130	51,684
Contracts Payable	22,460	0	0	0
Matured Compensated Absences Payable	21,553	0	4,705	18,703
Interfund Payable	4,239	103,334	0	9,300
Intergovernmental Payable	279,433	147,592	97,270	89,840
Due to Component Unit	1,182	0	52,154	0
<i>Total Liabilities</i>	<u>776,876</u>	<u>320,129</u>	<u>261,971</u>	<u>369,881</u>
Deferred Inflows of Resources				
Property Taxes	3,295,141	0	3,371,000	2,843,095
Unavailable Revenue	5,618,155	779,474	1,474,715	975,768
<i>Total Deferred Inflows of Resources</i>	<u>8,913,296</u>	<u>779,474</u>	<u>4,845,715</u>	<u>3,818,863</u>
Fund Balances				
Nonspendable	386,361	77,326	187,180	28,284
Restricted	0	51,355	25,895,821	5,931,583
Committed	0	0	0	0
Assigned	7,278,150	0	0	0
Unassigned (Deficit)	7,656,330	0	0	0
<i>Total Fund Balances</i>	<u>15,320,841</u>	<u>128,681</u>	<u>26,083,001</u>	<u>5,959,867</u>
<i>Total Liabilities, Deferred Inflows of Resources, and Fund Balances</i>	<u>\$25,011,013</u>	<u>\$1,228,284</u>	<u>\$31,190,687</u>	<u>\$10,148,611</u>

See accompanying notes to the basic financial statements

Other Governmental Funds	Total Governmental Funds
\$12,132,981	\$50,223,594
838	838
0	3,390,091
0	45,161
3,263,795	13,963,639
209,642	335,526
0	5,170,604
38,727	38,727
72,811	97,230
0	106,261
3,987,564	7,924,745
0	5,354,547
222,583	222,583
183,229	183,229
535,580	749,041
63,157	483,686
<u>\$20,710,907</u>	<u>\$88,289,502</u>
\$258,998	\$782,789
109,560	462,861
0	22,460
0	44,961
402,802	519,675
157,871	772,006
0	53,336
<u>929,231</u>	<u>2,658,088</u>
2,854,841	12,364,077
<u>4,310,237</u>	<u>13,158,349</u>
<u>7,165,078</u>	<u>25,522,426</u>
598,737	1,277,888
11,374,510	43,253,269
995,553	995,553
0	7,278,150
<u>(352,202)</u>	<u>7,304,128</u>
<u>12,616,598</u>	<u>60,108,988</u>
<u>\$20,710,907</u>	<u>\$88,289,502</u>

Muskingum County, Ohio
Reconciliation of Total Governmental Fund Balances to
Net Position of Governmental Activities
December 31, 2015

Total Governmental Fund Balances \$60,108,988

Amounts reported for governmental activities in the statement of net position are different because:

Capital assets used in governmental activities are not financial resources and therefore are not reported in the funds. 100,741,259

Other long-term assets are not available to pay for current-period expenditures and therefore are reported as deferred inflows of resources in the funds:

Delinquent Property Taxes	1,599,562	
Payments in Lieu of Taxes	335,526	
Permissive Sales Taxes	3,578,812	
Special Assessments	222,583	
Intergovernmental	6,049,002	
Interest	68,374	
Accounts	1,304,490	
Total	13,158,349	13,158,349

Internal service funds are used by management to charge the costs of insurance and workers' compensation to individual funds. The assets and liabilities of the internal service funds are included in governmental activities in the statement of net position:

Net Position	5,272,045	
Workers' Compensation Claims Payable	206,726	
Total	5,478,771	5,478,771

Deferred outflows of resources represent deferred charges on refundings which do not provide current financial resources and therefore are not reported in the funds. 258,563

In the statement of activities, interest is accrued on outstanding bonds, whereas in governmental funds, an interest expenditure is reported when due. (22,869)

The net pension liability is not due and payable in the current period, therefore, the liability and related deferred inflows/outflows are not reported in governmental funds:

Deferred Outflows - Pension	5,008,901	
Deferred Inflows - Pension	(614,009)	
Net Pension Liability	(29,100,930)	
Total	(24,706,038)	(24,706,038)

Long-term liabilities are not due and payable in the current period and therefore are not reported in the funds:

General Obligation Bonds	(7,055,643)	
Special Assessments Bonds	(342,156)	
OPWC Loan	(464,083)	
Compensated Absences	(3,506,019)	
Workers' Compensation Claims Payable	(206,726)	
Long-Term Contracts Payable	(3,513,335)	
Capital Leases	(319,128)	
Total	(15,407,090)	(15,407,090)

Net Position of Governmental Activities **\$139,609,933**

See accompanying notes to the basic financial statements

This page intentionally left blank

Muskingum County, Ohio
Statement of Revenues, Expenditures, and Changes in Fund Balances
Governmental Funds
For the Year Ended December 31, 2015

	General	Public Assistance	Starlight School Levy	Children Services Levy
Revenues				
Property Taxes	\$3,193,911	\$0	\$4,005,368	\$2,794,712
Special Assessments	0	0	0	0
Permissive Sales Taxes	19,294,006	0	0	0
Permissive Motor Vehicle License Tax	0	0	0	0
Charges for Services	4,028,610	264,040	28,765	1,503,982
Licenses and Permits	563,874	0	0	0
Fines and Forfeitures	362,880	0	0	0
Intergovernmental	3,139,120	7,750,490	4,817,969	2,839,372
Interest	622,764	0	15,750	0
Payments in Lieu of Taxes	106,235	0	16,845	9,562
Rent	409,921	0	0	0
Contributions and Donations	12,573	0	12,882	5,721
Other	42,392	5,050	26,795	5,696
<i>Total Revenues</i>	<u>31,776,286</u>	<u>8,019,580</u>	<u>8,924,374</u>	<u>7,159,045</u>
Expenditures				
Current:				
General Government:				
Legislative and Executive	8,280,998	0	0	0
Judicial	6,823,597	0	0	0
Public Safety	9,651,691	0	0	0
Public Works	134,946	0	0	0
Health	373,000	0	0	0
Human Services	603,877	8,306,910	8,662,467	7,819,948
Capital Outlay	157,430	0	0	0
Intergovernmental	564,220	0	0	0
Debt Service:				
Principal Retirement	161,238	4,067	0	0
Interest and Fiscal Charges	10,772	1,345	0	0
<i>Total Expenditures</i>	<u>26,761,769</u>	<u>8,312,322</u>	<u>8,662,467</u>	<u>7,819,948</u>
<i>Excess of Revenues Over (Under) Expenditures</i>	<u>5,014,517</u>	<u>(292,742)</u>	<u>261,907</u>	<u>(660,903)</u>
Other Financing Sources (Use)				
OWDA Loans Issued	0	0	0	0
OPWC Loans Issued	0	0	0	0
Proceeds from the Sale of Capital Assets	62,113	0	0	0
Inception of a Capital Lease	157,430	0	0	0
Transfers In	0	254,981	0	0
Transfers Out	(3,922,610)	(88,278)	0	0
<i>Total Other Financing Sources (Use)</i>	<u>(3,703,067)</u>	<u>166,703</u>	<u>0</u>	<u>0</u>
<i>Net Change in Fund Balances</i>	1,311,450	(126,039)	261,907	(660,903)
Fund Balances (Deficit) at Beginning of Year	<u>14,009,391</u>	<u>254,720</u>	<u>25,821,094</u>	<u>6,620,770</u>
<i>Fund Balances at End of Year</i>	<u>\$15,320,841</u>	<u>\$128,681</u>	<u>\$26,083,001</u>	<u>\$5,959,867</u>

See accompanying notes to the basic financial statements

Other Governmental Funds	Total Governmental Funds
\$2,796,165	\$12,790,156
30,180	30,180
0	19,294,006
492,467	492,467
2,528,104	8,353,501
216,177	780,051
465,529	828,409
10,641,840	29,188,791
8,724	647,238
211,895	344,537
140,453	550,374
25,254	56,430
162,506	242,439
<u>17,719,294</u>	<u>73,598,579</u>
885,369	9,166,367
302,339	7,125,936
2,624,857	12,276,548
6,911,080	7,046,026
1,040,489	1,413,489
4,043,052	29,436,254
1,724,775	1,882,205
1,305,094	1,869,314
1,518,178	1,683,483
294,259	306,376
<u>20,649,492</u>	<u>72,205,998</u>
<u>(2,930,198)</u>	<u>1,392,581</u>
71,018	71,018
125,144	125,144
10,637	72,750
137,839	295,269
4,243,934	4,498,915
(454,159)	(4,465,047)
<u>4,134,413</u>	<u>598,049</u>
1,204,215	1,990,630
<u>11,412,383</u>	<u>58,118,358</u>
<u>\$12,616,598</u>	<u>\$60,108,988</u>

Muskingum County, Ohio
Reconciliation of the Statement of Revenues, Expenditures, and Changes in Fund Balances
of Governmental Funds to the Statement of Activities
For the Year Ended December 31, 2015

Net Change in Fund Balances - Governmental Funds \$1,990,630

Amounts reported for governmental activities in the statement of activities are different because:

Governmental funds report capital outlays as expenditures. However, in the statement of activities, the cost of those assets is allocated over their estimated useful lives as depreciation expense. This is the amount by which capital outlay and capital contributions exceeded depreciation in the current period:

Capital Asset Additions - Capital Outlay	2,958,482	
Capital Asset Additions - Capital Contributions	1,284,119	
Current Year Depreciation	<u>(3,707,463)</u>	535,138

Governmental funds only report the disposal of assets to the extent proceeds are received from the sale. In the statement of activities, a gain or loss is reported for each disposal. This is the amount of the proceeds and loss on disposal of assets:

Proceeds from Sale of Capital Assets	(72,750)	
Loss on Disposal of Assets	<u>(80,255)</u>	(153,005)

Revenues in the statement of activities that do not provide current financial resources are not reported as revenues in the funds:

Delinquent Property Taxes	(378,529)	
Special Assessments	(30,180)	
Permissive Sales Taxes	52,290	
Payments in Lieu of Taxes	100,838	
Charges for Services	104,801	
Fines and Forfeitures	(287)	
Intergovernmental	(389,191)	
Interest	22,546	
Rent	(14,842)	
Contributions and Donations	430	
Other	<u>4,971</u>	(527,153)

Contractually required contributions are reported as expenditures in governmental funds; however, the statement of net position reports these amounts as deferred outflows or a reduction in the net pension liability. 3,468,140

Except for amounts reported as deferred inflows/outflows, changes in the net pension liability are reported as pension expense in the statement of activities. (3,067,036)

Repayments of principal are expenditures in the governmental funds, but the repayments reduce long-term liabilities in the statement of net position:

General Obligation Bonds	1,219,070	
Special Assessment Bonds	67,020	
OWDA Loans	71,018	
Capital Leases	<u>326,375</u>	1,683,483

Some expenses reported in the statement of activities do not require the use of current financial resources and therefore are not reported as expenditures in the governmental funds:

Accrued interest	2,803	
Amortization of deferred amount on refunding	(24,166)	
Amortization of bond premium	<u>16,566</u>	(4,797)

Long-term debt proceeds are other financing sources in the governmental funds, but the issuance increases the long-term liabilities on the statement of net position:

Proceeds of OWDA Loans	(71,018)	
Proceeds of OPWC Loans	<u>(125,144)</u>	(196,162)

Inception of a capital lease is reported as an other financing source in the governmental funds, but the inception increases long-term liabilities on the statement of net position. (295,269)

Some expenses reported in the statement of activities do not require the use of current financial resources and therefore are not reported as expenditures in governmental funds:

Compensated Absences Payable	(119,870)	
Long-Term Contracts Payable	<u>713,908</u>	594,038

The internal service funds used by management to charge the costs of insurance to individual funds are not reported in the statement of activities. Governmental fund expenditures and the related internal service funds' revenues are eliminated. The net change of the internal service funds is allocated among governmental activities. 1,182,053

Change in Net Position of Governmental Activities \$5,210,060

See accompanying notes to the basic financial statements

Muskingum County, Ohio
Statement of Revenues, Expenditures, and Changes
In Fund Balance - Budget (Non-GAAP Basis) and Actual
General Fund
For the Year Ended December 31, 2015

	Budgeted Amounts		Actual	Variance with Final Budget Positive (Negative)
	Original	Final		
Revenues				
Property Taxes	\$3,020,000	\$3,020,000	\$3,201,629	\$181,629
Permissive Sales Taxes	15,000,000	16,100,000	19,135,842	3,035,842
Charges for Services	3,803,975	3,875,855	4,012,246	136,391
Licenses and Permits	380,200	380,200	563,014	182,814
Fines and Forfeitures	322,300	322,300	364,830	42,530
Intergovernmental	2,378,234	2,935,159	3,047,499	112,340
Interest	520,550	520,550	668,281	147,731
Payments in Lieu of Taxes	100,000	100,000	106,235	6,235
Rent	309,550	356,550	409,265	52,715
Contributions and Donations	2,600	2,687	12,573	9,886
Other	121,000	145,938	57,452	(88,486)
<i>Total Revenues</i>	<u>25,958,409</u>	<u>27,759,239</u>	<u>31,578,866</u>	<u>3,819,627</u>
Expenditures				
Current:				
General Government:				
Legislative and Executive	9,161,702	10,115,426	8,455,857	1,659,569
Judicial	7,160,503	7,323,365	7,011,372	311,993
Public Safety	10,197,960	10,259,296	9,986,762	272,534
Public Works	328,888	141,102	139,644	1,458
Health	377,077	378,056	373,000	5,056
Human Services	669,368	669,471	623,535	45,936
Intergovernmental	1,107,542	1,268,983	569,825	699,158
Debt Service:				
Principal Retirement	161,238	161,238	161,238	0
Interest and Fiscal Charges	10,772	10,772	10,772	0
<i>Total Expenditures</i>	<u>29,175,050</u>	<u>30,327,709</u>	<u>27,332,005</u>	<u>2,995,704</u>
<i>Excess of Revenues Over (Under) Expenditures</i>	<u>(3,216,641)</u>	<u>(2,568,470)</u>	<u>4,246,861</u>	<u>6,815,331</u>
Other Financing Sources (Uses)				
Proceeds from the Sale of Capital Assets	6,000	62,113	62,113	0
Advances In	0	0	676,033	676,033
Advances Out	0	0	(584,321)	(584,321)
Transfers In	127,600	570,237	0	(570,237)
Transfers Out	(3,230,935)	(4,827,695)	(3,919,610)	908,085
<i>Total Other Financing Sources (Uses)</i>	<u>(3,097,335)</u>	<u>(4,195,345)</u>	<u>(3,765,785)</u>	<u>429,560</u>
<i>Net Change in Fund Balance</i>	(6,313,976)	(6,763,815)	481,076	7,244,891
Fund Balance at Beginning of Year	12,366,129	12,366,129	12,366,129	0
Prior Year Encumbrances Appropriated	317,405	317,405	317,405	0
<i>Fund Balance at End of Year</i>	<u>\$6,369,558</u>	<u>\$5,919,719</u>	<u>\$13,164,610</u>	<u>\$7,244,891</u>

See accompanying notes to the basic financial statements

Muskingum County, Ohio
Statement of Revenues, Expenditures, and Changes
In Fund Balance - Budget (Non-GAAP Basis) and Actual
Public Assistance Fund
For the Year Ended December 31, 2015

	Budgeted Amounts		Actual	Variance with Final Budget Positive (Negative)
	Original	Final		
Revenues				
Charges for Services	\$466,780	\$466,780	\$211,925	(\$254,855)
Intergovernmental	7,730,657	9,009,657	7,765,224	(1,244,433)
Other	15,466	457,110	5,050	(452,060)
<i>Total Revenues</i>	8,212,903	9,933,547	7,982,199	(1,951,348)
Expenditures				
Current:				
Human Services	8,734,008	10,356,152	8,620,918	1,735,234
Debt Service:				
Principal Retirement	4,067	4,067	4,067	0
Interest and Fiscal Charges	1,345	1,345	1,345	0
<i>Total Expenditures</i>	8,739,420	10,361,564	8,626,330	1,735,234
<i>Excess of Revenues Under Expenditures</i>	(526,517)	(428,017)	(644,131)	(216,114)
Other Financing Source (Use)				
Transfers In	280,000	280,000	254,981	(25,019)
Transfers Out	0	(88,278)	(88,278)	0
<i>Total Other Financing Source (Use)</i>	280,000	191,722	166,703	(25,019)
<i>Net Change in Fund Balance</i>	(246,517)	(236,295)	(477,428)	(241,133)
Fund Balance (Deficit) at Beginning of Year	381,536	381,536	381,536	0
Prior Year Encumbrances Appropriated	246,517	246,517	246,517	0
<i>Fund Balance at End of Year</i>	\$381,536	\$391,758	\$150,625	(\$241,133)

See accompanying notes to the basic financial statements

Muskingum County, Ohio
Statement of Revenues, Expenditures, and Changes
In Fund Balance - Budget (Non-GAAP Basis) and Actual
Starlight School Levy Fund
For the Year Ended December 31, 2015

	<u>Budgeted Amounts</u>		<u>Actual</u>	Variance with
	<u>Original</u>	<u>Final</u>		Final Budget Positive (Negative)
Revenues				
Property Taxes	\$3,508,416	\$3,508,416	\$4,049,275	\$540,859
Charges for Services	35,400	35,400	29,196	(6,204)
Intergovernmental	3,288,316	3,354,386	5,250,920	1,896,534
Interest	0	0	15,750	15,750
Payments in Lieu of Taxes	36,050	36,050	16,845	(19,205)
Contributions and Donations	15,000	15,000	13,431	(1,569)
Other	11,500	11,500	26,795	15,295
<i>Total Revenues</i>	<u>6,894,682</u>	<u>6,960,752</u>	<u>9,402,212</u>	<u>2,441,460</u>
Expenditures				
Current:				
Human Services	<u>12,632,095</u>	<u>13,378,253</u>	<u>9,268,322</u>	<u>4,109,931</u>
<i>Excess of Revenues Over (Under) Expenditures</i>	<u>(5,737,413)</u>	<u>(6,417,501)</u>	<u>133,890</u>	<u>6,551,391</u>
Other Financing Source (Use)				
Transfers In	250,000	250,000	0	(250,000)
Transfers Out	(250,000)	(250,000)	0	250,000
<i>Total Other Financing Source (Use)</i>	<u>0</u>	<u>0</u>	<u>0</u>	<u>0</u>
<i>Net Change in Fund Balance</i>	(5,737,413)	(6,417,501)	133,890	6,551,391
Fund Balance at Beginning of Year	25,052,094	25,052,094	25,052,094	0
Prior Year Encumbrances Appropriated	<u>511,510</u>	<u>511,510</u>	<u>511,510</u>	<u>0</u>
<i>Fund Balance at End of Year</i>	<u>\$19,826,191</u>	<u>\$19,146,103</u>	<u>\$25,697,494</u>	<u>\$6,551,391</u>

See accompanying notes to the basic financial statements

Muskingum County, Ohio
Statement of Revenues, Expenditures, and Changes
In Fund Balance - Budget (Non-GAAP Basis) and Actual
Children Services Levy Fund
For the Year Ended December 31, 2015

	<u>Budgeted Amounts</u>		<u>Actual</u>	Variance with
	<u>Original</u>	<u>Final</u>		Final Budget Positive (Negative)
Revenues				
Property Taxes	\$2,854,898	\$2,854,898	\$2,801,892	(\$53,006)
Charges for Services	1,344,200	1,344,200	1,510,132	165,932
Intergovernmental	1,450,566	1,450,566	2,845,379	1,394,813
Payments in Lieu of Taxes	0	0	9,562	9,562
Contributions and Donations	3,800	3,800	5,721	1,921
Other	15,000	15,000	5,696	(9,304)
<i>Total Revenues</i>	<u>5,668,464</u>	<u>5,668,464</u>	<u>7,178,382</u>	<u>1,509,918</u>
Expenditures				
Current:				
Human Services	<u>9,441,561</u>	<u>9,971,753</u>	<u>8,426,026</u>	<u>1,545,727</u>
<i>Net Change in Fund Balance</i>	(3,773,097)	(4,303,289)	(1,247,644)	3,055,645
Fund Balance at Beginning of Year	6,586,207	6,586,207	6,586,207	0
Prior Year Encumbrances Appropriated	<u>327,740</u>	<u>327,740</u>	<u>327,740</u>	<u>0</u>
<i>Fund Balance at End of Year</i>	<u><u>\$3,140,850</u></u>	<u><u>\$2,610,658</u></u>	<u><u>\$5,666,303</u></u>	<u><u>\$3,055,645</u></u>

See accompanying notes to the basic financial statements

Muskingum County, Ohio
Statement of Fund Net Position
Proprietary Funds
December 31, 2015

	<u>Business - Type Activities - Enterprise Funds</u>			Governmental Activities - Internal Service Funds
	<u>Sewer</u>	<u>Water</u>	<u>Total</u>	
Assets				
Current Assets:				
Equity in Pooled Cash and Cash Equivalents	\$3,662,134	\$3,261,394	\$6,923,528	\$6,389,075
Restricted Cash and Cash Equivalents	95,124	61,735	156,859	0
Prepaid Items	4,213	5,751	9,964	0
Materials and Supplies Inventory	81	81	162	0
Receivables:				
Accounts	2,878,570	495,029	3,373,599	196,575
Interfund	4,576	2,505	7,081	0
<i>Total Current Assets</i>	<u>6,644,698</u>	<u>3,826,495</u>	<u>10,471,193</u>	<u>6,585,650</u>
Noncurrent Assets:				
Restricted Cash and Cash Equivalents	0	47,928	47,928	0
Non-Depreciable Capital Assets	866,939	1,304,993	2,171,932	0
Depreciable Capital Assets, Net	48,835,677	25,520,683	74,356,360	0
<i>Total Noncurrent Assets</i>	<u>49,702,616</u>	<u>26,873,604</u>	<u>76,576,220</u>	<u>0</u>
<i>Total Assets</i>	<u>56,347,314</u>	<u>30,700,099</u>	<u>87,047,413</u>	<u>6,585,650</u>
Deferred Outflows of Resources				
Deferred Charge on Refunding	88,649	345,590	434,239	0
Pension	49,691	99,381	149,072	0
<i>Total Deferred Outflows of Resources</i>	<u>138,340</u>	<u>444,971</u>	<u>583,311</u>	<u>0</u>
Liabilities				
Current Liabilities:				
Accrued Wages and Benefits	3,665	8,446	12,111	0
Intergovernmental Payable	97,809	49,407	147,216	171,437
Accounts Payable	33,210	36,905	70,115	0
Contracts Payable	198,639	137,142	335,781	0
Retainage Payable	95,124	61,735	156,859	0
Accrued Interest Payable	30,558	9,487	40,045	0
Interfund Payable	4,770,134	71,819	4,841,953	0
Claims Payable - Health Benefits	0	0	0	935,442
Claims Payable - Workers' Compensation	0	0	0	144,353
Current Portion of Compensated Absences Payable	12,209	33,842	46,051	0
Current Portion of General Obligation Bonds Payable	696,900	437,700	1,134,600	0
Current Portion of OWDA Loans Payable	228,775	306,246	535,021	0
<i>Total Current Liabilities</i>	<u>6,167,023</u>	<u>1,152,729</u>	<u>7,319,752</u>	<u>1,251,232</u>
Long-Term Liabilities (Net of Current Portion):				
Customer Deposits Payable	0	47,928	47,928	0
Compensated Absences Payable	15,718	47,734	63,452	0
Claims Payable - Workers' Compensation	0	0	0	62,373
General Obligation Bonds Payable	8,655,153	4,219,126	12,874,279	0
OWDA Loans Payable	6,559,955	6,604,313	13,164,268	0
OPWC Loans Payable	144,317	0	144,317	0
Net Pension Liability	280,517	561,035	841,552	0
<i>Total Long-Term Liabilities</i>	<u>15,655,660</u>	<u>11,480,136</u>	<u>27,135,796</u>	<u>62,373</u>
<i>Total Liabilities</i>	<u>21,822,683</u>	<u>12,632,865</u>	<u>34,455,548</u>	<u>1,313,605</u>
Deferred Inflows of Resources				
Pension	4,929	9,856	14,785	0
Net Position				
Net Investment in Capital Assets	33,221,583	15,405,158	48,626,741	0
Unrestricted	1,436,459	3,097,191	4,533,650	5,272,045
<i>Total Net Position</i>	<u>\$34,658,042</u>	<u>\$18,502,349</u>	<u>\$53,160,391</u>	<u>\$5,272,045</u>

See accompanying notes to the basic financial statements

Muskingum County, Ohio
Statement of Revenues, Expenses, and Changes in Fund Net Position
Proprietary Funds
For the Year Ended December 31, 2015

	<u>Business - Type Activities - Enterprise Funds</u>			Governmental Activities - Internal Service Funds
	<u>Sewer</u>	<u>Water</u>	<u>Total</u>	
Operating Revenues				
Charges for Services	\$4,328,224	\$4,181,018	\$8,509,242	\$9,257,323
Other	4,048	39,810	43,858	0
<i>Total Operating Revenues</i>	<u>4,332,272</u>	<u>4,220,828</u>	<u>8,553,100</u>	<u>9,257,323</u>
Operating Expenses				
Personal Services	430,198	806,682	1,236,880	0
Contractual Services	1,526,018	908,905	2,434,923	1,707,800
Materials and Supplies	131,547	318,578	450,125	0
Claims	0	0	0	6,435,444
Depreciation	1,275,638	1,043,151	2,318,789	0
Amortization	130,099	0	130,099	0
Other	4,097	7,501	11,598	0
<i>Total Operating Expenses</i>	<u>3,497,597</u>	<u>3,084,817</u>	<u>6,582,414</u>	<u>8,143,244</u>
<i>Operating Income</i>	<u>834,675</u>	<u>1,136,011</u>	<u>1,970,686</u>	<u>1,114,079</u>
Non-Operating Revenue (Expenses)				
Other Non-Operating Revenues	0	31,545	31,545	67,974
Interest and Fiscal Charges	(740,991)	(259,528)	(1,000,519)	0
Loss on Disposal of Capital Assets	(208,513)	(109,979)	(318,492)	0
<i>Total Non-Operating Revenue (Expenses)</i>	<u>(949,504)</u>	<u>(337,962)</u>	<u>(1,287,466)</u>	<u>67,974</u>
<i>Income (Loss) Before Contributions and Transfers</i>	<u>(114,829)</u>	<u>798,049</u>	<u>683,220</u>	<u>1,182,053</u>
Capital Contributions from Grants	42,969	12,927	55,896	0
Capital Contributions from Customers	323,700	99,698	423,398	0
Transfers In	7,108	7,108	14,216	0
Transfers Out	(44,503)	(3,581)	(48,084)	0
<i>Change in Net Position</i>	<u>214,445</u>	<u>914,201</u>	<u>1,128,646</u>	<u>1,182,053</u>
Net Position Beginning of Year - Restated (See Note 3)	<u>34,443,597</u>	<u>17,588,148</u>	<u>52,031,745</u>	<u>4,089,992</u>
<i>Net Position End of Year</i>	<u><u>\$34,658,042</u></u>	<u><u>\$18,502,349</u></u>	<u><u>\$53,160,391</u></u>	<u><u>\$5,272,045</u></u>

See accompanying notes to the basic financial statements

Muskingum County, Ohio
Statement of Cash Flows
Proprietary Funds
For the Year Ended December 31, 2015

	<u>Business - Type Activities - Enterprise Funds</u>			Governmental Activities - Internal Service Funds
	<u>Sewer</u>	<u>Water</u>	<u>Total</u>	
Increase (Decrease) in Cash and Cash Equivalents				
Cash Flows from Operating Activities				
Cash Received from Customers	\$4,257,608	\$4,293,657	\$8,551,265	\$0
Cash Received from Transactions with Other Funds	0	0	0	9,704,950
Cash Received from Other Operating Revenues	4,048	39,810	43,858	0
Cash Payments for Employee Services and Benefits	(442,911)	(862,186)	(1,305,097)	0
Cash Payments for Goods and Services	(1,608,528)	(1,247,222)	(2,855,750)	(1,969,258)
Cash Payments for Claims	0	0	0	(6,555,684)
Cash Payments for Other Operating Expenses	(4,097)	(7,501)	(11,598)	0
Other Non-Operating Revenues	0	31,545	31,545	67,974
Utility Deposits Received	0	17,400	17,400	0
Utility Deposits Returned	0	(2,034)	(2,034)	0
Utility Deposits Applied	0	(12,816)	(12,816)	0
<i>Net Cash Provided by Operating Activities</i>	<u>2,206,120</u>	<u>2,250,653</u>	<u>4,456,773</u>	<u>1,247,982</u>
Cash Flows from Noncapital Financing Activities				
Transfers In	7,108	7,108	14,216	0
Transfers Out	(44,503)	(3,581)	(48,084)	0
<i>Net Cash Provided by (Used for) Noncapital Financing Activities</i>	<u>(37,395)</u>	<u>3,527</u>	<u>(33,868)</u>	<u>0</u>
Cash Flows from Capital and Related Financing Activities				
Payment for Capital Acquisitions	(1,884,869)	(2,014,802)	(3,899,671)	0
OWDA Loans Issued	3,038	618,572	621,610	0
OPWC Loans Issued	144,317	0	144,317	0
Tap-In Fees	521,927	99,698	621,625	0
Capital Grants	585,000	45,199	630,199	0
Principal Paid on General Obligation Bonds	(672,600)	(427,000)	(1,099,600)	0
Principal Paid on OWDA Loans	(223,318)	(353,233)	(576,551)	0
Principal Paid on Interfund Activity Notes	(156,900)	0	(156,900)	0
Interest and Fiscal Charges Paid on General Obligation Bonds	(389,542)	(122,412)	(511,954)	0
Interest and Fiscal Charges Paid on OWDA Loans	(231,424)	(111,574)	(342,998)	0
Interest and Fiscal Charges Paid on Interfund Activity Notes	(119,942)	0	(119,942)	0
<i>Net Cash Used for Capital and Related Financing Activities</i>	<u>(2,424,313)</u>	<u>(2,265,552)</u>	<u>(4,689,865)</u>	<u>0</u>
<i>Net Increase (Decrease) in Cash and Cash Equivalents</i>	(255,588)	(11,372)	(266,960)	1,247,982
Cash and Cash Equivalents Beginning of Year	<u>4,012,846</u>	<u>3,382,429</u>	<u>7,395,275</u>	<u>5,141,093</u>
<i>Cash and Cash Equivalents End of Year</i>	<u>\$3,757,258</u>	<u>\$3,371,057</u>	<u>\$7,128,315</u>	<u>\$6,389,075</u>

(continued)

Muskingum County, Ohio
Statement of Cash Flows
Proprietary Funds (Continued)
For the Year Ended December 31, 2015

	<u>Business - Type Activities - Enterprise Funds</u>			Governmental Activities - Internal Service Funds
	<u>Sewer</u>	<u>Water</u>	<u>Total</u>	
Reconciliation of Operating Income to Net Cash Provided by Operating Activities				
Operating Income	\$834,675	\$1,136,011	\$1,970,686	\$1,114,079
Adjustments:				
Other Non-Operating Revenues	0	31,545	31,545	67,974
Depreciation	1,275,638	1,043,151	2,318,789	0
Amortization	130,099	0	130,099	0
Changes in Assets and Deferred Outflows of Resources and Liabilities and Deferred Inflows of Resources:				
Decrease in Prepaid Items	168	13,395	13,563	0
Decrease in Materials and Supplies Inventory	1,810	1,810	3,620	0
(Increase) Decrease in Accounts Receivable	(70,616)	113,428	42,812	(132,108)
(Increase) Decrease in Interfund Receivable	0	(789)	(789)	446,500
Increase in Deferred Outflows of Resources - Pension	(15,396)	(30,791)	(46,187)	0
Decrease in Accrued Wages and Benefits	(7,662)	(20,482)	(28,144)	0
Decrease in Intergovernmental Payable	(19,773)	(36,242)	(56,015)	(273,084)
Increase (Decrease) in Accounts Payable	365	(5,943)	(5,578)	0
Increase (Decrease) in Interfund Payable	62,991	(1,901)	61,090	0
Increase in Claims Payable	0	0	0	24,621
Increase (Decrease) in Compensated Absences Payable	2,557	(17,617)	(15,060)	0
Increase in Customer Deposits Payable	0	2,550	2,550	0
Increase in Net Pension Liability	6,335	12,672	19,007	0
Increase in Deferred Inflows of Resources - Pension	4,929	9,856	14,785	0
<i>Net Cash Provided by Operating Activities</i>	<u>\$2,206,120</u>	<u>\$2,250,653</u>	<u>\$4,456,773</u>	<u>\$1,247,982</u>

Noncash Transactions:

During 2015, capital contributions from customers decreased \$198,227 in the Sewer Enterprise Fund due to a decrease in receivables for unbilled tap-in fees. The Sewer Enterprise Fund reflects a net decrease in capital contributions from grants of \$542,031 due to an decrease in intergovernmental receivables. The Water Enterprise Fund reflects a net decrease in capital contributions from grants in the amount of \$32,272 as a result of an decrease in intergovernmental receivables. The Sewer Enterprise Fund reflects capital asset additions in the amount of \$42,106 resulting from the recognition of contracts and retainage payables. The Water Enterprise Fund reflects capital asset additions in the amount of \$45,711 resulting from the recognition of contracts and retainage payables.

See accompanying notes to the basic financial statements

Muskingum County, Ohio
Statement of Fiduciary Assets and Liabilities
Agency Funds
December 31, 2015

Assets

Equity in Pooled Cash and Cash Equivalents	\$19,315,771
Cash and Cash Equivalents in Segregated Accounts	1,454,493
Receivables:	
Permissive Motor Vehicle License Tax	4,153
Intergovernmental	6,719,453
Accounts	4,551,646
Property Taxes	74,749,006
Lodging Taxes	23,843
Payments in Lieu of Taxes	153,137

<i>Total Assets</i>	<u><u>\$106,971,502</u></u>
---------------------	-----------------------------

Liabilities

Intergovernmental Payable	\$97,826,212
Deposits Held and Due to Others	295,197
Undistributed Monies	8,850,093

<i>Total Liabilities</i>	<u><u>\$106,971,502</u></u>
--------------------------	-----------------------------

See accompanying notes to the basic financial statements

Muskingum County, Ohio

Notes to the Basic Financial Statements For the Year Ended December 31, 2015

NOTE 1 - REPORTING ENTITY

Established in 1804, Muskingum County, Ohio (the County) is governed by a board of three commissioners elected by the voters of the County. Other officials elected by the voters of the County who manage various segments of the County's operations are the County Auditor, County Treasurer, County Recorder, Clerk of Courts, County Coroner, County Engineer, Prosecuting Attorney, County Sheriff, two County Court Judges, and four Common Pleas Court Judges. Although the elected officials manage the internal operations of their respective departments, the County Commissioners authorize expenditures as well as serve as the budget and taxing authority, contracting body, and chief administrators of public services for the County, including each of these departments.

Reporting Entity

The reporting entity is comprised of the primary government, component units, and other organizations that are included to ensure that the financial statements of the County are not misleading.

The primary government consists of all funds, departments, boards, and agencies that are not legally separate from the County. For Muskingum County, this includes the Children Services Board, the Board of Developmental Disabilities, the Tuberculosis Clinic Board, the Board of Mental Health and Recovery Services, the Law Library Resources Board and all departments and activities that are directly operated by the elected county officials.

Component units are legally separate organizations for which the County is financially accountable. The County is financially accountable for an organization if the County appoints a voting majority of the organization's governing board and (1) the County is able to significantly influence the programs or services performed or provided by the organization; or (2) the County is legally entitled to or can access the organization's resources; the County is legally obligated or has otherwise assumed the responsibility to finance the deficits of, or provide financial support to, the organization; or the County is obligated for the debt of the organization. Component units may also include organizations that are fiscally dependent on the County in that the County approves the budget, the levying of taxes, the issuance of debt, and there is a potential for the organization to provide specific financial benefits to, or impose specific financial burden on, the primary government.

The component unit column in the combined financial statements identifies the financial data of the County's component units, the Transportation Improvement District, the Muskingum County Land Reutilization Corporation (Land Bank), and Muskingum Starlight Industries, Inc. They are discretely reported to emphasize that they are legally separate from the County.

The Transportation Improvement District (District) is a body politic and corporate, created for the purpose of financing, constructing, maintaining, repairing, and operating selected transportation projects. The District was specifically formed under the auspices of House Bill 154, and Ohio Revised Code Chapter 5540, as amended, and created by action of the Board of County Commissioners of Muskingum County on November 20, 1995. The District is governed by a Board of Directors that acts as the authoritative and legislative body of the entity. The Board is comprised of seven members, with five members appointed by a majority vote of the Board of Commissioners.

Muskingum County, Ohio

Notes to the Basic Financial Statements For the Year Ended December 31, 2015

One member is appointed by the President of the Ohio Senate and one member is appointed by the Speaker of the House of Representatives. The Board of Directors appoints a Chairman, who presides at all meetings and is the chief executive officer of the District. He has the authority to sign all contracts, releases, notes, bonds, and other instruments and documents to be executed on behalf of the District. He is the chief executive officer of the District for the purpose of civil process and is authorized to accept such services on behalf of the District. He performs such other duties and has such authority as may be provided from time to time by the Board. Also, the Zanesville-Muskingum County Port Authority serves as the Administrative Agent for the Muskingum County Transportation Improvement District. The County may impose its will on the District and the relationship between the primary government and the organization is such that exclusion would cause the reporting entity's financial statements to be misleading. Separately issued financial statements can be obtained from the Transportation Improvement District, Zanesville, Ohio.

The Muskingum County Land Reutilization Corporation (Land Bank) is a county land reutilization corporation that was formed on June 27, 2012, when the Muskingum County Board of Commissioners authorized the incorporation of the Land Bank under Chapter 1724 of the Ohio Revised Code through resolution number 10-713 as a not-for-profit corporation under the laws of the State of Ohio. The purpose of the Land Bank is to strengthen neighborhoods in the County by returning vacant and abandoned properties to productive use. The Land Bank has been designated as the County's agent to further its mission to reclaim, rehabilitate, and reutilize vacant, abandoned, tax foreclosed and other real property in the County by exercising the powers of the County under Chapter 5722 of the Ohio Revised Code.

The Land Bank is governed by a five member Board of Directors, consisting of two County Commissioners, the County Treasurer, one representative from the City of Zanesville, and one representative appointed by the Muskingum County Township Trustees Association from a township having a population of ten thousand or more. The Board of Directors has the authority to make, prescribe, and enforce all rules and regulations for the conduct of all business and affairs of the Land Bank and the management and control of its properties. Because the County makes up and/or appoints a voting majority of the Board of Directors, the County is able to impose its will on the operation of the Land Bank. As a result, the Land Bank is reported as a discretely presented component unit of Muskingum County in accordance with Governmental Accounting Standards Board (GASB) Statement No. 14, GASB Statement No. 39, and GASB Statement No. 61. Separately issued financial statements can be obtained from the Muskingum County Land Reutilization Corporation, Zanesville, Ohio.

Muskingum Starlight Industries, Inc. is a legally separate, non-governmental, not-for-profit corporation (organized under Section 501 (C) (3) of the Internal Revenue Code), served by a self-supporting board of trustees. The workshop, under a contractual agreement with the Muskingum County Board of Developmental Disabilities (DD), provides sheltered employment for developmentally disabled adults in Muskingum County. The Muskingum County Board of DD provides the workshop with staff salaries, transportation, equipment (except that used directly in the production of goods or rendering of services), staff to administer and supervise training programs, and other funds as necessary for the operation of the workshop. Based on the significant services and resources provided by the County to the workshop and the workshop's sole purpose of providing assistance to the disabled and handicapped adults of Muskingum County, the County has determined that it would be misleading to not reflect Muskingum Starlight Industries, Inc. as a component unit of Muskingum County. Separately entered into financial statements can be obtained from Muskingum Starlight Industries, Inc., Zanesville, Ohio.

Muskingum County, Ohio

Notes to the Basic Financial Statements For the Year Ended December 31, 2015

The following potential component units have been excluded from the County's financial statements because the County is not financially accountable for these organizations nor are these entities for which the County approves the budget, the issuing of debt, or the levying of taxes:

Muskingum Valley Educational Service Center
Muskingum University
Zanesville/Muskingum Convention and Visitors Bureau
City of Zanesville/Washington Township Joint Economic Development District
City of Zanesville/Newton Township Joint Economic Development District
Zanesville, South Zanesville, and Springfield Township Joint Economic Development District

As the custodian of public funds, the County Treasurer invests all public monies held on deposit in the county treasury. In the case of the separate agencies, boards, and commissions listed below, the County serves as fiscal agent, but is not financially accountable for their operations. Accordingly, the activity of the following entities is presented as agency funds in the County's financial statements:

Zanesville-Muskingum County General Health District is governed by a seven member board of health which oversees the operation of the health district and is elected by a regional advisory council. The board adopts its own budget, hires and fires its own staff, and operates autonomously from the County.

The Zanesville-Muskingum County Port Authority (the Port Authority) is a body corporate and politic established to exercise the rights and privileges conveyed to it by the constitution and laws of the State of Ohio. The Port Authority operates under the direction of a five member Board of Directors. The Board is comprised of two members appointed by the City of Zanesville, two members appointed by Muskingum County, and one member appointed jointly by the City and the County. The Port Authority is authorized to purchase, construct, sell, lease, and operate facilities within its jurisdiction as enumerated in Ohio Revised Code Chapter 4582.

Muskingum County Soil and Water Conservation District is statutorily created as a separate and distinct political subdivision of the State. The five supervisors of the Soil and Water Conservation District are elected officials authorized to contract and sue on behalf of the District. The supervisors adopt their own budget, authorize District expenditures, hire and fire staff, and do not rely on the County to finance deficits.

The County participates in the following organizations which are defined as jointly governed organizations. Additional financial information concerning the jointly governed organizations is discussed in Note 19.

SouthEastern Ohio Joint Solid Waste Management District
Mental Health and Recovery Services Board
Mid East Ohio Regional Council of Governments (MEORC)
Southeast Area Transit Authority (SEAT)
Muskingum Families & Children First Council
Area Agency on Aging
Ohio Mid-Eastern Governments Association (OMEGA)
Zanesville-Muskingum County Port Authority
Perry Multi-County Juvenile Facility
Muskingum County Center for Seniors

The County is associated with the following organizations which are defined as related organizations. Additional financial information concerning the related organizations is presented in Note 20.

Muskingum County, Ohio

Notes to the Basic Financial Statements For the Year Ended December 31, 2015

Muskingum County Convention Facilities Authority
Zanesville Metropolitan Housing Authority
Muskingum Valley Park District
Muskingum County Library System

The County is associated with the following organizations which are public entity pools. Additional information concerning this organization is presented in Note 21.

County Risk Sharing Authority, Inc. (CORSA)
County Commissioners Association of Ohio (CCAO) Workers' Compensation Group Retrospective
Rating Program (Program)

NOTE 2 - SUMMARY OF SIGNIFICANT ACCOUNTING POLICIES

The financial statements of the County have been prepared in conformity with generally accepted accounting principles (GAAP) as applied to governmental units. The Governmental Accounting Standards Board (GASB) is the accepted standard-setting body for establishing governmental accounting and financial reporting principles. The most significant of the County's accounting policies are described below.

A. Basis of Presentation

The County's basic financial statements consist of government-wide statements, including a Statement of Net Position and a Statement of Activities, and fund financial statements which provide a more detailed level of financial information.

Government-wide Financial Statements The Statement of Net Position and the Statement of Activities display information about the County as a whole. These statements include the financial activities of the primary government, except for fiduciary funds. The activities of the internal service funds are eliminated to avoid "doubling up" revenues and expenses. The statements distinguish between those activities of the County that are governmental and those that are considered business-type activities.

The Statement of Net Position presents the financial condition of the governmental and business-type activities of the County at year-end. The Statement of Activities presents a comparison between direct expenses and program revenues for each program or function of the County's governmental activities and for the business-type activities of the County. Direct expenses are those that are specifically associated with a service, program, or department and therefore clearly identifiable to a particular function. The policy of the County is to not allocate indirect expenses to functions in the statement of activities. Program revenues include charges paid by the recipient of the goods or services offered by the program, grants, and contributions that are restricted to meeting the operational or capital requirements of a particular program and interest earned on grants that is required to be used to support a particular program. Revenues which are not classified as program revenues are presented as general revenues of the County, with certain limited exceptions. The comparison of direct expenses with program revenues identifies the extent to which each business segment or governmental function is self-financing or draws from the general revenues of the County.

Muskingum County, Ohio

Notes to the Basic Financial Statements For the Year Ended December 31, 2015

Fund Financial Statements During the year, the County segregates transactions related to certain County functions or activities in separate funds in order to aid financial management and to demonstrate legal compliance. Fund financial statements are designed to present financial information of the County at this more detailed level. The focus of governmental and enterprise fund financial statements is on major funds. Each major fund is presented in a separate column. Nonmajor funds are aggregated and presented in a single column. Internal service funds are combined and the totals are presented in a single column on the face of the proprietary fund statements. Fiduciary funds are reported by type.

B. Fund Accounting

The County uses funds to maintain its financial records during the year. A fund is defined as a fiscal and accounting entity with a self-balancing set of accounts. There are three categories of funds: governmental, proprietary, and fiduciary.

Governmental Funds Governmental funds are those through which most governmental functions typically are financed. Governmental fund reporting focuses on the sources, uses, and balances of current financial resources. Expendable assets are assigned to the various governmental funds according to the purposes for which they may or must be used. Current liabilities are assigned to the fund from which they will be paid. The difference between governmental fund assets and deferred outflows of resources, and liabilities and deferred inflows of resources, is reported as fund balance. The following are the County's major governmental funds:

General Fund - The General Fund, the County's primary operating fund, accounts for all financial resources except those required to be accounted for in another fund. The General Fund balance is available to the County for any purpose provided it is expended or transferred according to the general laws of Ohio.

Public Assistance Fund - To account for various federal and state grants restricted to provide public assistance to general relief recipients and to pay their providers of medical assistance, and for certain public social services.

Starlight School Levy Fund - To account for property tax revenues and federal and state grants. Expenditures are restricted by state law to those that benefit the developmentally disabled. County expenditures have been for social service contracts, medical providers, and costs to maintain and operate buildings and buses provided for the developmentally disabled.

Children Services Levy Fund - To account for revenues derived from property taxes and state and federal funds. State law restricts the expenditure of these revenues to programs designed to aid homeless children or children from troubled families.

The other governmental funds of the County account for grants and other resources whose use is restricted, committed, or assigned to a particular purpose.

Proprietary Funds Proprietary fund reporting focuses on the determination of operating income, changes in net position, financial position, and cash flows. Proprietary funds are classified as either enterprise or internal service.

Enterprise Funds - Enterprise funds may be used to account for any activity for which a fee is charged to external users for goods or services. The County reports the following major proprietary funds:

Muskingum County, Ohio

Notes to the Basic Financial Statements For the Year Ended December 31, 2015

Sewer Fund - To account for sanitary sewer services provided to individuals and commercial users. The costs of providing these services are financed primarily through user charges.

Water Fund - To account for water services provided to individuals and commercial users. The costs of providing these services are financed primarily through user charges.

Internal Service Funds - Internal service funds account for the financing of services provided by one department or agency to other departments or agencies of the County on a cost-reimbursement basis. The internal service funds are used to account for the operation of the County's self-insurance program for employee health benefits and prescription drugs and the run-out claims of the County's workers' compensation program through a retrospective rating plan.

Fiduciary Funds Fiduciary fund reporting focuses on net position and changes in net position. The fiduciary fund category is split into four classifications: pension trust funds, investment trust funds, private-purpose trust funds, and agency funds. Trust funds are used to account for assets held by the County under a trust agreement for individuals, private organizations, or other governments and are therefore not available to support the County's own programs. Agency funds are custodial in nature (assets equal liabilities) and do not involve measurement of results of operations. The County's fiduciary funds are all classified as agency funds. The agency funds account for assets held by the County as agent for the Board of Health and other districts and entities and for various taxes, assessments, and state shared resources collected on behalf of and distributed to other local governments.

C. Measurement Focus

Government-wide Financial Statements The government-wide financial statements are prepared using the economic resources measurement focus. All assets and deferred outflows of resources and all liabilities and deferred inflows of resources associated with the operation of the County are included on the Statement of Net Position. The Statement of Activities presents increases (e.g., revenues) and decreases (e.g., expenses) in total net position.

Fund Financial Statements All governmental funds are accounted for using a flow of current financial resources measurement focus. With this measurement focus, only current assets and deferred outflows of resources and current liabilities and deferred inflows of resources generally are included on the balance sheet. The Statement of Revenues, Expenditures, and Changes in Fund Balances reports on the sources (i.e., revenues and other financing sources) and uses (i.e., expenditures and other financing uses) of current financial resources. This approach differs from the manner in which the governmental activities of the government-wide financial statements are prepared. Governmental fund financial statements therefore include a reconciliation with brief explanations to better identify the relationship between the government-wide statements and the statements for governmental funds.

Like the government-wide statements, all proprietary fund types are accounted for on a flow of economic resources measurement focus. All assets and deferred outflows of resources and all liabilities and deferred inflows of resources associated with the operation of these funds are included on the Statement of Net Position. The Statement of Changes in Revenues, Expenses, and Changes in Fund Net Position presents increases (i.e., revenues) and decreases (i.e., expenses) in total net position. The Statement of Cash Flows provides information about how the County finances and meets the cash flow needs of its proprietary activities.

Muskingum County, Ohio

Notes to the Basic Financial Statements For the Year Ended December 31, 2015

D. Basis of Accounting

Basis of accounting determines when transactions are recorded in the financial records and reported on the financial statements. Government-wide financial statements are prepared using the accrual basis of accounting. Proprietary and fiduciary funds also use the accrual basis of accounting. Governmental funds use the modified accrual basis of accounting. Differences in the accrual and the modified accrual basis of accounting arise in the recognition of revenue, in the recording of deferred outflows/inflows of resources, and in the presentation of expenses versus expenditures.

Revenues - Exchange and Nonexchange Transactions Revenue resulting from exchange transactions, in which each party gives and receives essentially equal value, is recorded on the accrual basis when the exchange takes place. On a modified accrual basis, revenue is recorded in the year in which the resources are measurable and become available. Available means that the resources will be collected within the current year or are expected to be collected soon enough thereafter to be used to pay liabilities of the current year. For the County, available means expected to be received within thirty-one days of year-end.

Nonexchange transactions, in which the County receives value without directly giving equal value in return, include sales taxes, property taxes, payments in lieu of taxes, grants, entitlements, and donations. On an accrual basis, revenue from sales taxes is recognized in the period in which the taxable sale takes place. Revenue from property taxes and payments in lieu of taxes is recognized in the year for which the taxes are levied (see Note 7). Revenue from grants, entitlements, and donations is recognized in the year in which all eligibility requirements have been satisfied. Eligibility requirements include timing requirements, which specify the year when the resources are required to be used or the year when use is first permitted, matching requirements, in which the County must provide local resources to be used for a specified purpose, and expenditure requirements, in which the resources are provided to the County on a reimbursement basis. On a modified accrual basis, revenue from nonexchange transactions must also be available before it can be recognized.

Under the modified accrual basis, the following revenue sources are considered to be both measurable and available at year-end: sales taxes (see Note 8), interest, federal and state grants and subsidies, state-levied locally shared taxes (including motor vehicle license fees and gasoline taxes), fees, and rentals.

Deferred Outflows/Inflows of Resources In addition to assets, the statements of financial position will sometimes report a separate section for deferred outflows of resources. Deferred outflows of resources, represents a consumption of net position that applies to a future period and will not be recognized as an outflow of resources (expense/expenditure) until then. For the County, deferred outflows of resources include deferred charges on refundings and pension. A deferred charge on refunding results from the difference in the carrying value of refunded debt and its reacquisition price. This amount is deferred and amortized over the shorter of the life of the refunded or refunding debt. The deferred outflows of resources related to pension are explained in Note 12.

Muskingum County, Ohio

Notes to the Basic Financial Statements For the Year Ended December 31, 2015

In addition to liabilities, the statements of financial position report a separate section for deferred inflows of resources. Deferred inflows of resources represent an acquisition of net position that applies to a future period and will not be recognized as an inflow of resources (revenue) until that time. For the County, deferred inflows of resources include property taxes, unavailable revenue, and pension. Property taxes represent amounts for which there is an enforceable legal claim as of December 31, 2015, but which were levied to finance year 2016 operations. These amounts have been recorded as a deferred inflow on both the government-wide statement of net position and the governmental fund financial statements. Unavailable revenue is reported only on the governmental funds balance sheet, and represents receivables which will not be collected within the available period. For the County unavailable revenue includes delinquent property taxes, payments in lieu of taxes, permissive sales taxes, special assessments, grants and entitlements, interest, and other miscellaneous accounts receivables. The details of these unavailable revenues are identified on the Reconciliation of Total Governmental Fund Balances to Net Position of Governmental Activities found on page 22. These amounts are deferred and recognized as an inflow of resources in the period the amounts become available. Deferred inflows of resources related to pension are reported on the government-wide statement of net position. (See Note 12)

Expenses/Expenditures On the accrual basis of accounting, expenses are recognized at the time they are incurred.

The measurement focus of governmental fund accounting is on decreases in net financial resources (expenditures) rather than expenses. Expenditures are generally recognized in the accounting period in which the related fund liability is incurred, if measurable. Allocations of cost, such as depreciation and amortization, are not recognized in governmental funds.

E. Budgetary Process

All funds, except agency funds, are legally required to be budgeted and appropriated. The major documents prepared are the tax budget, the certificate of estimated resources, and the appropriations resolution, all of which are prepared on the budgetary basis of accounting. The tax budget demonstrates a need for existing or increased tax rates. The certificate of estimated resources establishes a limit on the amount the County Commissioners may appropriate. The appropriations resolution is the County Commissioners' authorization to spend resources and sets annual limits on expenditures plus encumbrances at the level of control selected by the County Commissioners. The legal level of control has been established by County Commissioners at the fund, program, department, and object level. Budgetary modifications may only be made by resolution of the County Commissioners.

The certificate of estimated resources may be amended during the year if projected increases or decreases in revenue are identified by the County Auditor. The amounts reported as the original budgeted amounts on the budgetary statements reflect the amounts when the original appropriations were adopted. The amounts reported as the final budgeted amounts on the budgetary statements reflect the amounts on the final amended certificate of estimated resources approved.

The appropriations resolution is subject to amendment throughout the year with the restriction that appropriations cannot exceed estimated resources. The amounts reported as the original budgeted amounts reflect the first appropriation resolution for that fund that covered the entire year, including amounts automatically carried forward from prior years. The amounts reported as the final budgeted amounts represent the final appropriation amounts passed by the County Commissioners during the year.

Muskingum County, Ohio

Notes to the Basic Financial Statements For the Year Ended December 31, 2015

F. Cash and Cash Equivalents

Cash balances of the County's funds, except cash held by a trustee, fiscal agent, or held in segregated accounts, are pooled and invested in short-term investments in order to provide improved cash management. During 2015, investments were limited to non-participating investment contracts, certificates of deposit, and federal, state, and local agency securities. Except for non-participating contracts and certificates of deposit, investments are reported at fair value which is based on quoted market prices. Non-participating investment contracts and certificates of deposit are reported at cost or amortized cost. Investments of the cash management pool and investments with original maturities of three months or less at the time they are purchased by the County are presented on the financial statements as cash equivalents. Investments with an initial maturity of more than three months not purchased from the pool are reported as investments. The County has segregated bank accounts for monies held separate from the County's central bank accounts. These bank accounts are presented on the financial statements as "Cash and Cash Equivalents in Segregated Accounts" since they are not required to be deposited into the County Treasury. The County has amounts presented on the financial statements as "Cash and Cash Equivalents with Fiscal Agents" which represents money held by a jointly governed organization (see Note 6).

Provisions of the Ohio Revised Code restrict investment procedures. Under existing Ohio statutes, all investment earnings are assigned to the General Fund unless statutorily required to be credited to a specific fund. During 2015, interest was distributed to the General Fund and certain special revenue funds. Interest revenue credited to the General Fund during 2015 amounted to \$622,764, which includes \$572,976 assigned from other County funds.

G. Restricted Assets

The Governmental Balance Sheet is showing restricted cash and cash equivalents for unclaimed monies not available for appropriation. The Statement of Fund Net Position is showing restricted cash and cash equivalents in the Sewer and Water Enterprise Funds which represent amounts withheld on construction contracts until the successful completion of the contracts. The Statement of Fund Net Position is also showing restricted cash and cash equivalents in the Water Enterprise Fund which represents cash held for customer deposits.

H. Receivables and Payables

Receivables and payables are recorded on the County's financial statements to the extent that the amounts are determined material and substantiated not only by supporting documentation, but also, by a reasonable, systematic method of determining their existence, completeness, valuation, and in the case of receivables, collectability. Using this criteria, the County has elected to not record child support arrearages. These amounts, while potentially significant, are not considered measurable, and because collections are often significantly in arrears, the County is unable to determine a reasonable value.

I. Inventory of Supplies

Inventories are presented at cost on a first-in, first-out basis and are expended/expensed when used.

J. Prepaid Items

Payments made to vendors for services that will benefit periods beyond December 31, 2015, are recorded as prepaid items using the consumption method by recording a current asset for the prepaid amount and reflecting the expenditure/expense in the year in which services are consumed.

Muskingum County, Ohio

Notes to the Basic Financial Statements For the Year Ended December 31, 2015

K. Interfund Balances

On fund financial statements, receivables and payables resulting from short-term and long-term interfund loans or interfund services provided and used are classified as “interfund receivables/payables.” These amounts are eliminated in the governmental and business-type activities columns of the Statement of Net Position, except for any net residual amounts due between governmental and business-type activities, which are presented as internal balances.

L. Capital Assets

General capital assets are those assets not specifically related to activities reported in the proprietary funds. These assets generally result from expenditures in the governmental funds. These assets are reported in the governmental activities column of the government-wide Statement of Net Position but are not reported in the fund financial statements. Capital assets utilized by enterprise funds are reported both in the business-type activities column of the government-wide Statement of Net Position and in the funds.

All capital assets are capitalized at cost (or estimated historical cost) and updated for additions and retirements during the year. The County was able to estimate the historical cost for the initial reporting of infrastructure by backtrending (i.e., estimating the current replacement cost of the infrastructure to be capitalized and using an appropriate price level to deflate the cost to the acquisition year or estimated acquisition year). Donated capital assets are recorded at their fair market values as of the date received. The County maintains a capitalization threshold of five thousand dollars. Improvements are capitalized; the costs of normal maintenance and repairs that do not add to the value of the asset or materially extend an asset’s life are not. Interest costs incurred during the construction of capital assets utilized by the enterprise funds are also capitalized.

All reported capital assets are depreciated or amortized except for land, land improvements, and construction in progress. Improvements are depreciated over the remaining useful lives of the related capital assets. Useful lives for infrastructure were estimated based on the County’s historical records of necessary improvements and replacement. Depreciation and amortization is computed using the straight-line method over the following useful lives:

Description	Governmental Activities Estimated Lives	Business-Type Activities Estimated Lives
Buildings	20-50 Years	20-50 Years
Machinery, Equipment, Furniture and Fixtures	5-10 Years	5-10 Years
Vehicles	5-10 Years	5-10 Years
Infrastructure	15-50 Years	20-50 Years

The County’s infrastructure consists of roads, bridges, water and sewer lines, and sewer capacity and includes infrastructure acquired prior to 1980.

Muskingum County, Ohio

Notes to the Basic Financial Statements For the Year Ended December 31, 2015

M. Compensated Absences

Vacation benefits are accrued as a liability as the benefits are earned if the employees' rights to receive compensation are attributable to services already rendered and it is probable the County will compensate the employees for the benefits through paid time off or some other means. The County records a liability for accumulated unused vacation time when earned for all employees with more than one year of service. Sick leave benefits are accrued as a liability using the vesting method. The liability includes the employees who are currently eligible to receive termination benefits and those the County has identified as probable of receiving payment in the future. The amount is based on accumulated sick leave and employee wage rates at year-end taking into consideration any limits specified in the County's termination policy. The County records a liability for sick leave for employees after seven years of service at varying rates depending on County policy.

The entire compensated absences liability is reported on the government-wide financial statements. On governmental fund financial statements, compensated absences are recognized as a liability and expenditure to the extent payments come due each period upon the occurrence of employee resignations and retirements. These amounts are recorded in the account "Matured Compensated Absences Payable" in the fund from which the employees who have accumulated leave are paid. The non-current portion of the liability is not reported. For enterprise funds, the entire amount of compensated absences is reported as a fund liability.

N. Pensions

For purposes of measuring the net pension liability, deferred outflows of resources and deferred inflows of resources related to pensions, and pension expense, information about the fiduciary net position of the pension plans and additions to/deductions from their fiduciary net position have been determined on the same basis as they are reported by the pension systems. For this purpose, benefit payments (including refunds of employee contributions) are recognized when due and payable in accordance with the benefit terms. The pension systems report investments at fair value.

O. Accrued Liabilities and Long-Term Obligations

All payables, accrued liabilities, and long-term obligations are reported in the government-wide financial statements, and all payables, accrued liabilities, and long-term obligations payable from proprietary funds are reported in the proprietary fund financial statements.

In general, governmental fund payables and accrued liabilities that, once incurred, are paid in a timely manner and in full from current financial resources, are reported as obligations of the funds. However, claims, compensated absences, net pension liability, and special termination benefits that will be paid from governmental funds are reported as a liability in the fund financial statements only to the extent that they are due for payment during the current year. Bonds, capital leases, long-term loans, and long-term notes are recognized as a liability in the governmental fund financial statements when due.

P. Bond Premiums and Discounts

Bond premiums and discounts are deferred and amortized over the term of the bonds using the straight-line method since the results are not significantly different from the effective interest method. Bonds payable are reported net of the applicable bond premium or discount.

Muskingum County, Ohio

Notes to the Basic Financial Statements For the Year Ended December 31, 2015

On the governmental fund financial statements, governmental fund types recognize bond premiums or discounts in the period in which the related debt is issued. The face amount of the debt issue is reported as other financing sources. Premiums received or discounts paid on debt issuances are shown as other financing sources or uses on the governmental fund financial statements.

Q. Deferred Charge on Refunding

On the government-wide financial statements, the difference between the reacquisition price (funds required to refund the old debt) and the net carrying amount of the old debt, the gain/loss on the refunding, is being amortized as a component of interest expense. This deferred amount is amortized over the life of the old or new debt, whichever is shorter, using the effective interest method and is presented as deferred outflows of resources on the Statement of Net Position.

R. Capital Contributions

Contributions of capital arise from contributions of capital assets from governmental activities to business-type activities, tap-in fees to the extent they exceed the cost of the connection to the system, or from grants or outside contributions of resources restricted to capital acquisition and construction.

S. Fund Balance

Fund balance is divided into five classifications based primarily on the extent to which the County is bound to observe constraints imposed upon the use of the resources in governmental funds. The classifications are as follows:

Nonspendable The nonspendable fund balance category includes amounts that cannot be spent because they are not in spendable form, or legally or contractually required to be maintained intact. The “not in spendable form” criterion includes items that are not expected to be converted to cash. It also includes the long-term amount of loans receivable, prepaids, as well as inventory, unless the use of the proceeds from the collection of those receivables, or from the use of the prepaids and inventory, is restricted, committed, or assigned.

Restricted Fund balance is reported as restricted when constraints placed on the use of resources are either externally imposed by creditors (such as through debt covenants), grantors, contributors, or laws or regulations of other governments or is imposed by law through constitutional provisions.

Committed The committed fund balance classification includes amounts that can be used only for the specific purposes imposed by a formal action (resolution) of the County Commissioners. Those committed amounts cannot be used for any other purpose unless the County Commissioners removes or changes the specified use by taking the same type of action (resolution) it employed to previously commit those amounts. Committed fund balance also incorporates contractual obligations to the extent that existing resources in the fund have been specifically committed for use in satisfying those contractual requirements.

Assigned Amounts in the assigned fund balance classification are intended to be used by the County for specific purposes but do not meet the criteria to be classified as restricted or committed. In governmental funds other than the General Fund, assigned fund balance represents the remaining amount that is not restricted or committed. These amounts are assigned by the County Commissioners. In the General Fund, assigned amounts represent intended uses established by the County Commissioners or a County official delegated that authority by resolution or by State Statute. State statute authorizes the County Auditor to assign fund balance for purchases on order provided such amounts have been lawfully appropriated. The County Commissioners assigned fund balance to cover a gap between estimated revenue and appropriations in 2016’s appropriated budget.

Muskingum County, Ohio

Notes to the Basic Financial Statements For the Year Ended December 31, 2015

Unassigned Unassigned fund balance is the residual classification for the General Fund and includes all spendable amounts not contained in the other classifications. In other governmental funds, the unassigned classification is used only to report a deficit fund balance.

The County applies restricted resources first when expenditures are incurred for purposes for which either restricted or unrestricted (committed, assigned, and unassigned) amounts are available. Similarly, within unrestricted fund balance, committed amounts are reduced first followed by assigned, and then unassigned amounts when expenditures are incurred for purposes for which amounts in any of the unrestricted fund balance classifications could be used.

T. Internal Activity

Transfers within governmental activities are eliminated on the government-wide statements. Transfers between governmental and business-type activities on the government-wide statements are reported in the same manner as general revenues.

Internal allocations of overhead expenses from one program to another or within the same program are eliminated on the Statement of Activities. Payments for interfund services provided and used are not eliminated.

Exchange transactions between funds are reported as revenues in the seller funds and as expenditures/expenses in the purchaser funds. Flows of cash or goods from one fund to another without a requirement for repayment are reported as interfund transfers. Interfund transfers are reported as other financing sources/uses in governmental funds and after non-operating revenues/expenses in proprietary funds. Repayments from funds responsible for particular expenditures/expenses to the funds that initially paid for them are not presented on the financial statements.

U. Net Position

Net position represents the difference between all other elements in a statement of financial position. Net investment in capital assets consists of capital assets, net of accumulated depreciation, reduced by the outstanding balances of any borrowing used for the acquisition, construction, or improvement of those assets. Net position is reported as restricted when there are limitations imposed on its use either through the enabling legislation adopted by the County or through external restrictions imposed by creditors, grantors, or laws or regulations of other governments. Net position restricted for other purposes primarily include the net position associated with various state and federal grants as well as restricted money from local monies and unclaimed monies. The County applies restricted resources first when an expense is incurred for purposes for which both restricted and unrestricted net positions are available.

V. Operating Revenues and Expenses

Operating revenues are those revenues that are generated directly from the primary activity of the proprietary funds. For the County, these revenues are charges for services for wastewater treatment, sale of water, and self-insurance programs. Operating expenses are necessary costs incurred to provide the good or service that is the primary activity of the fund. Revenues and expenses not meeting these definitions are reported as non-operating.

Muskingum County, Ohio

**Notes to the Basic Financial Statements
For the Year Ended December 31, 2015**

W. Estimates

The preparation of financial statements in conformity with generally accepted accounting principles requires management to make estimates and assumptions that affect the amounts reported in the financial statements and accompanying notes. Actual results may differ from those estimates.

NOTE 3 - CHANGE IN ACCOUNTING PRINCIPLE AND RESTATEMENT OF NET POSITION

For 2015, the County implemented the Governmental Accounting Standards Board (GASB) Statement No. 68, "Accounting and Financial Reporting for Pensions" and GASB Statement No. 71, "Pension Transition for Contributions Made Subsequent to the Measurement Date - an amendment of GASB Statement No. 68". GASB 68 established standards for measuring and recognizing pension liabilities, deferred outflows of resources, deferred inflows of resources, and expense/expenditure. The implementation of this pronouncement had the following effect on net position as reported December 31, 2014:

	Governmental Activities	Business-Type Activities
Net Position December 31, 2014	\$159,507,015	\$52,751,405
Adjustments:		
Net Pension Liability	(28,201,401)	(822,545)
Deferred Outflows	15,459	0
Deferred Outflows - Payments Subsequent to Measurement Date	3,375,878	102,885
Deferred Inflows	(297,078)	0
Restated Net Position December 31, 2014	\$134,399,873	\$52,031,745

	Sewer Fund	Water Fund	Total Enterprise
Net Position December 31, 2014	\$34,683,484	\$18,067,921	\$52,751,405
Adjustments:			
Net Pension Liability	(274,182)	(548,363)	(822,545)
Deferred Outflows - Payments Subsequent to Measurement Date	34,295	68,590	102,885
Restated Net Position December 31, 2014	\$34,443,597	\$17,588,148	\$52,031,745

The County restated for employer contributions subsequent to the measurement date. The County also restated for its proportionate share of the collective deferred outflows/inflows provided by STRS as the collective balances had been determined by STRS for the prior year. The County made no restatement for deferred outflows/inflows of resources related to OPERS as the information needed to generate these restatements was not available.

Muskingum County, Ohio

Notes to the Basic Financial Statements For the Year Ended December 31, 2015

NOTE 4 - BUDGETARY BASIS OF ACCOUNTING

While reporting financial position, results of operations, and changes in fund balances on the basis of generally accepted accounting principles (GAAP), the budgetary basis as provided by law is based upon accounting for certain transactions on a basis of cash receipts, disbursements, and encumbrances.

The Statements of Revenues, Expenditures, and Changes in Fund Balance - Budget (Non-GAAP Basis) and Actual for the General Fund and each major special revenue fund are presented on the budgetary basis to provide a meaningful comparison of actual results with the budget. The major differences between the budget basis and the GAAP basis are as follows:

- A. Revenues are recorded when received in cash (budget basis) as opposed to when susceptible to accrual (GAAP basis).
- B. Expenditures are recorded when paid in cash (budget basis) as opposed to when the liability is incurred (GAAP basis).
- C. Outstanding year-end encumbrances are treated as expenditures (budget basis) rather than restricted, committed, or assigned fund balance.
- D. Unrecorded cash, unreported interest, market value adjustments for investments, and prepaid items are reported on the balance sheet (GAAP basis), but not on the budgetary basis.
- E. Cash that is held by the agency funds on behalf of County funds on a budget basis are allocated and reported on the balance sheet (GAAP basis) in the appropriate County fund.
- F. Advances-in and advances-out are operating transactions (budget) as opposed to balance sheet transactions (GAAP).

Adjustments necessary to convert the results of operations at year-end on the Budget basis to the GAAP basis are as follows:

Muskingum County, Ohio

Notes to the Basic Financial Statements For the Year Ended December 31, 2015

Net Change in Fund Balances General and Major Special Revenue Funds

	General	Public Assistance	Starlight School Levy	Children Services Levy
GAAP Basis	\$1,311,450	(\$126,039)	\$261,907	(\$660,903)
Net Adjustment for Revenue Accruals	(409,888)	(38,615)	371,841	12,157
Beginning of the Year:				
Unrecorded Cash	81,981	1,234	62,090	0
Unreported Interest	(111,632)	0	0	0
Agency Fund Cash Allocation	142,487	0	231,956	132,546
Prepaid Items	196,481	32,753	28,600	11,587
End of the Year:				
Unrecorded Cash	(95,093)	0	0	0
Unreported Interest	172,064	0	0	0
Agency Fund Cash Allocation	(134,769)	0	(188,049)	(125,366)
Prepaid Items	(183,779)	(66,532)	(163,411)	(6,807)
Net Adjustment for Expenditure Accruals	(357,265)	(122,485)	(199,765)	(149,134)
Transfers Out	3,000	0	0	0
Advances In	676,033	0	0	0
Advances Out	(584,321)	0	0	0
Encumbrances	(225,673)	(157,744)	(271,279)	(461,724)
Budget Basis	<u>\$481,076</u>	<u>(\$477,428)</u>	<u>\$133,890</u>	<u>(\$1,247,644)</u>

NOTE 5 - ACCOUNTABILITY

The following funds had deficit fund balances as of December 31, 2015:

Fund	Deficit Fund Balance
Child Support Enforcement Agency Special Revenue Fund	\$298,852
Miscellaneous Federal Grants Special Revenue Fund	5,951
Block Grants Special Revenue Fund	26,739

These deficits are the result of the recognition of payables in accordance with generally accepted accounting principles as well as short-term interfund loans from the General Fund needed for operations until the receipt of grant monies. The General Fund provides transfers to cover deficit balances; however, this is done when cash is needed rather than when accruals occur.

NOTE 6 - DEPOSITS AND INVESTMENTS

Monies held by the County are classified by State Statute into two categories, active and inactive.

Active monies are public monies determined to be necessary to meet current demands on the treasury. Such monies must be maintained either as cash in the County treasury, in commercial accounts payable or withdrawable on demand, including negotiable order of withdrawal (NOW) accounts, or in money market deposit accounts.

Muskingum County, Ohio

Notes to the Basic Financial Statements For the Year Ended December 31, 2015

Protection of the County's deposits is provided by the Federal Deposit Insurance Corporation (FDIC), by eligible securities pledged by the financial institution as security for repayment, by surety company bonds deposited with the treasurer by the financial institution, or by a single collateral pool established by the financial institution to secure the repayment of all public monies deposited with the institution.

Monies held by the County, which are not considered active, are classified as inactive. Inactive monies may be deposited or invested, with certain limitations, in the following securities provided the County has filed a written investment policy with the Ohio Auditor of State:

1. United States Treasury bills, notes, bonds, or any other obligation or security issued by the United States Treasury, or any other obligation guaranteed as to principal and interest by the United States, or any book entry, zero-coupon United States Treasury security that is a direct obligation of the United States;
2. Bonds, notes, debentures, or any other obligations or security issued by federal government agency or instrumentality, including, but not limited to, the Federal National Mortgage Association, Federal Home Loan Bank, Federal Farm Credit Bank, Federal Home Loan Mortgage Corporation, and Government National Mortgage Association. All federal agency securities shall be direct issuances of federal government agencies or instrumentalities;
3. Written repurchase agreements in the securities listed above provided the market value of the securities subject to the repurchase agreement must exceed the principal value of the agreement by at least two percent and be marked to market daily, and the term of the agreement must not exceed thirty days;
4. Bonds and other obligations of the State of Ohio or its political subdivisions, provided such political subdivisions are located wholly or partly within the County;
5. Time certificates of deposit or savings or deposit accounts including, but not limited to, passbook accounts;
6. No-load money market mutual funds consisting exclusively of obligations described in (1) or (2) above, and repurchase agreements secured by such obligations, provided these investments are made only through eligible institutions;
7. The State Treasurer's investment pool (STAR Ohio);
8. Securities lending agreements in which the County lends securities and the eligible institution agrees to simultaneously exchange similar securities or cash, equal value for equal value;
9. Up to twenty-five percent of the County's average portfolio in either of the following:
 - a. Commercial paper notes in entities incorporated under the laws of Ohio or any other State, that have assets exceeding five hundred million dollars, which are rated in the highest classification established by two nationally recognized standard rating services, which do not exceed ten percent of the value of the outstanding commercial paper of the issuing corporation and which mature within 270 days after purchase.
 - b. Bankers acceptances eligible for purchase by the Federal Reserve System and which mature within 180 days after purchase.

Muskingum County, Ohio

Notes to the Basic Financial Statements For the Year Ended December 31, 2015

10. Up to fifteen percent of the County's average portfolio in notes issued by U.S. corporations or by depository institutions doing business under authority granted by the U.S. provided that the notes are rated in the second highest or higher category by at least two nationally recognized standard rating services at the time of purchase and the notes mature within two years from the date of purchase;
11. No-load money market mutual funds rated in the highest category at the time of purchase by at least one nationally recognized standard rating service consisting exclusively of obligations guaranteed by the United States, securities issued by a federal government agency or instrumentality, and/or highly rated commercial paper; and,
12. Up to one percent of the County's average portfolio in debt interests rated at the time of purchase in the three highest categories by two nationally recognized standard rating services and issued by foreign nations diplomatically recognized by the United States government. All interest and principal shall be denominated and payable in United States funds.

Reverse repurchase agreements, investments in derivatives, and investments in stripped principal or interest obligations that are not issued or guaranteed by the United States, are prohibited. The issuance of taxable notes for the purpose of arbitrage, the use of leverage and short selling are also prohibited. Other than corporate notes, commercial paper, and bankers' acceptances, an investment must mature within five years from the date of settlement unless matched to a specific obligation or debt of the County. Investments must be purchased with the expectation that they will be held to maturity. Investments may only be made through specified dealers and institutions. Payment for investments may be made only upon delivery of the securities representing the investments to the treasurer or qualified trustee or, if the securities are not represented by a certificate, upon receipt of confirmation of transfer from the custodian.

At December 31, 2015, the County's Starlight School Levy Special Revenue Fund had a cash balance of \$3,390,091 with MEORC, a jointly governed organization (see Note 19). The money is held by MEORC in a pooled account which is representative of numerous entities and therefore cannot be classified by risk under GASB Statement 40. Any risk associated with the cash and cash equivalents and investments for MEORC as a whole may be obtained from their audit report. To obtain financial information, write to the Mid East Ohio Regional Council, Cathy Henthorn, who serves as Director of Financial Operations, 1 Avalon Road, Mt. Vernon, Ohio 43050.

Cash on Hand

At year-end, the County had \$398,858 in undeposited cash on hand which is included on the financial statements of the County as part of "Equity in Pooled Cash and Cash Equivalents" and "Cash and Cash Equivalents in Segregated Accounts".

Deposits

Custodial Credit Risk Custodial credit risk for deposits is the risk that in the event of bank failure, the County will not be able to recover deposits or collateral securities that are in the possession of an outside party. At year-end, \$17,178,578 of the County's bank balance of \$49,321,936 was exposed to custodial credit risk because it was uninsured and uncollateralized. Although all statutory requirements for the deposit of money had been followed, non-compliance with federal requirements could potentially subject the County to a successful claim by the FDIC.

Muskingum County, Ohio

Notes to the Basic Financial Statements For the Year Ended December 31, 2015

The County has no deposit policy for custodial risk beyond the requirements of State statute. Ohio law requires that deposits be either insured or be protected by eligible securities pledged to and deposited either with the County or a qualified trustee by the financial institution as security for repayment, or by a collateral pool of eligible securities deposited with a qualified trustee and pledged to secure the repayment of all public monies deposited in the financial institution whose market value at all times shall be at least one hundred five percent of the deposits being secured.

Investments

As of December 31, 2015, the County had the following investments. All investments are in an internal investment pool.

	Fair Value	Maturity	Percent of Total Investments	Rating	Rating Agency
Federal Home Loan Mortgage Corporation Bonds	\$12,461,361	12/23/2016-11/25/2020	35.77%	AA+	S&P
Federal National Mortgage Association Bonds	4,974,263	03/20/2018-02/19/2020	14.28%	AA+	S&P
Federal Home Loan Bank Bonds	8,458,758	12/28/2016-12/30/2020	24.28%	AA+	S&P
Federal Farm Credit Bank Bonds	8,940,984	07/11/2017-08/04/2020	25.67%	AA+	S&P
Total	\$34,835,366		100.00%		

Interest Rate Risk The County's investment policy does not address interest rate risk. State statute requires that an investment mature within five years from the date of purchase, unless matched to a specific obligation or debt of the County, and that an investment must be purchased with the expectation that it will be held to maturity. The intent of the policy is to avoid the need to sell securities prior to maturity.

Credit Risk The County has no investment policy that addresses credit risk.

Custodial Credit Risk For an investment, custodial credit risk is the risk that, in the event of the failure of the counterparty, the County will not be able to recover the value of its investments or collateral securities that are in the possession of an outside party. The County has no investment policy dealing with investment custodial credit risk beyond the requirement in state statute that prohibits payment for investments prior to the delivery of the securities representing such investments to the treasurer or qualified trustee.

Concentration of Credit Risk The County places no limit on the amount it may invest in any one issuer. The percentage of total investments is listed in the table above.

NOTE 7 - PROPERTY TAXES

Property taxes include amounts levied against all real and public utility property located in the County. Property tax revenue received during 2015 for real and public utility property taxes represents collections of 2014 taxes.

2015 real property taxes were levied after October 1, 2015, on the assessed value as of January 1, 2015, the lien date. Assessed values are established by State law at 35 percent of appraised market value. 2015 real property taxes are collected in and intended to finance 2016.

Muskingum County, Ohio

Notes to the Basic Financial Statements For the Year Ended December 31, 2015

Real property taxes are payable annually or semi-annually. If paid annually, payment is due December 31; if paid semi-annually, the first payment is due December 31, with the remainder payable by June 20. Under certain circumstances, State statute permits later payment dates to be established.

Public utility tangible personal property currently is assessed at varying percentages of true value; public utility real property is assessed at 35 percent of true value. 2015 public utility property taxes which became a lien December 31, 2014, were levied after October 1, 2015, and are collected in 2016 with real property taxes.

The full tax rate for all County operations for the year ended December 31, 2015, was \$10.05 per \$1,000 of assessed value. The assessed values of real and tangible personal property upon which 2015 property tax receipts were based are as follows:

Real Property	\$1,432,899,000
Public Utility Personal Property	<u>216,179,180</u>
Total Assessed Value	<u><u>\$1,649,078,180</u></u>

The County Treasurer collects property taxes on behalf of all taxing districts in the County. The County Auditor periodically remits to the taxing districts their portion of the taxes collected. The collection and distribution of taxes for all subdivisions within the County, excluding the County itself, is accounted for through agency funds. The amount of the County's tax collections is accounted for within the applicable funds. Property taxes receivable represents real and public utility taxes and outstanding delinquencies which are measurable as of December 31, 2015, and for which there is an enforceable legal claim. In the governmental funds, the portion of the receivable not levied to finance 2015 operations is offset to deferred inflows of resources - property taxes. On the accrual basis, collectible delinquent property taxes have been recorded as a receivable and revenue while on the modified accrual basis the revenue has been reported as deferred inflows of resources - unavailable revenue.

NOTE 8 - PERMISSIVE SALES AND USE TAXES

In 1971, the County Commissioners by resolution imposed a one-half percent tax, and an additional one-half percent tax in 1982 and 1993, respectively, on all retail sales made in the County, except sales of motor vehicles, and on the storage, use, or consumption in the County of tangible personal property, including automobiles, not subject to sales tax. Vendor collections of the tax are paid to the State Treasurer by the twenty-third day of the month following collection.

The State Tax Commissioner certifies to the State Auditor the amount of the tax to be returned to the County. The Tax Commissioner's certification must be made within forty-five days after the end of each month. The Office of Budget and Management then has five days in which to draw the warrant payable to the County. Proceeds of the tax are credited entirely to the General Fund.

NOTE 9 - RECEIVABLES

Receivables at December 31, 2015, consisted of taxes, payments in lieu of taxes, accrued interest, sales taxes, permissive motor vehicle license tax, accounts (billings for user charged services, including unbilled utility services and tap-in fees that the County is allowing property owners to pay over time), special assessments, interfund, loans, and intergovernmental receivables arising from grants, entitlements and shared revenues.

Muskingum County, Ohio

Notes to the Basic Financial Statements For the Year Ended December 31, 2015

A summary of the principal items of intergovernmental receivables follows:

<u>Governmental Activities</u>	<u>Amount</u>	<u>Governmental Activities (continued)</u>	<u>Amount</u>
Property Tax Allocations	\$765,516	Indigent Drivers Alcohol Treatment	\$3,575
Local Government Subsidies	382,384	Victims of Criminal Account Grant	33,088
Emergency Management Grant	14,923	MVL and Gasoline Tax Distribution	2,489,646
Casino Tax Revenue	523,650	Community Development Block Grants	659,499
Power Court Grant	50,000	Jail Reduction Grant	22,032
Highway Traffic Safety Grant	4,861	Community Corrections Grant	125,413
Specialized Docket Payroll Subsidy	50,700	Tuberculosis Reimbursements	71,599
Felony Delinquent Care and Custody Grants	92,133	Children Services Grants and Subsidies	515,687
OPOTA Training Reimbursement	7,040	Public Assistance Grants and Subsidies	790,474
Homeland Security Grants	75,591	Child Support Enforcement Grants and Subsidies	162,043
Public Defender	107,137	Starlight School Levy Grants and Subsidies	759,677
Detention Reimbursements	51,477	Miscellaneous Intergovernmental Receivables	23,944
JEDD Income Tax Sharing	142,656	Total Intergovernmental Receivables	<u>\$7,924,745</u>

Delinquent accounts receivable may be certified and collected as a special assessment, subject to foreclosure for non-payment. Management believes all other receivables are fully collectible within one year, except for property taxes, payments in lieu of taxes, special assessments, loans, and a portion of the interfund receivables.

Property taxes, although ultimately collectible, include some portion of delinquencies that will not be collected within one year. Delinquent property taxes deemed collectible by the County Auditor and recorded as a receivable in the amount of \$1,599,562 may not be collected within one year.

During 2015, and in previous years, several tax abatement agreements were entered into between the County and local businesses to encourage economic growth in the County. In addition to the abatements, the businesses also agreed with the County and various school districts to make compensation payments in lieu of taxes. Each agreement states a specified percentage that the businesses will pay based on what the property taxes would normally have been. The receivable has been recorded in each of the levied funds. The County is not able to record a receivable for the entire amount of all payments because the payments are based upon projected collections.

The County entered into Tax Increment Financing Agreements with The Longaberger Company during 1999 and Lowe's Home Center, Inc. during 1994 for the construction of a distribution center and infrastructure improvements. To encourage these improvements, the companies were granted an exemption from paying any property taxes on the new construction; however, payments in lieu of taxes are made to the County each year in an amount equal to the real property taxes that otherwise would have been due. The County is not able to record a receivable for the entire amount for all payments because the payments are based upon projected collections. These payments are being used to finance the above improvements and will continue until the earlier of 30 years or until the revenue in lieu of taxes equals or exceeds the costs of the improvements. A receivable for the amount has been recorded in the Redevelopment Tax Equivalent and the Brandywine Loop Extension Special Revenue Funds.

Special assessments relating to the payment of debt are not expected to be collected within one year. The amount not scheduled for collection during the subsequent year is \$179,305. The County has \$16,905 in delinquent special assessments at December 31, 2015.

Muskingum County, Ohio

Notes to the Basic Financial Statements For the Year Ended December 31, 2015

Loans Receivable, although ultimately collectible, will not be collected within one year. The County is reflecting a \$183,229 loan receivable in the Debt Service Fund with \$25,000 expected to be received during 2016. This is the result of a loan made to the County Fairboard during 2002.

NOTE 10 - CAPITAL ASSETS

Capital asset activity for the year ended December 31, 2015, was as follows:

	Balance December 31, 2014	Additions	Reductions	Balance December 31, 2015
<u>Governmental Activities</u>				
Non-Depreciable Capital Assets:				
Land	\$6,647,968	\$66,846	\$0	\$6,714,814
Land Improvements	33,841,712	4,775	0	33,846,487
Construction in Progress	72,931	486,071	(91,209)	467,793
Total Non-Depreciable Capital Assets	<u>40,562,611</u>	<u>557,692</u>	<u>(91,209)</u>	<u>41,029,094</u>
Depreciable Capital Assets:				
Buildings	41,616,990	144,376	(29,575)	41,731,791
Machinery, Equipment, Furniture and Fixtures	6,915,474	433,130	(233,057)	7,115,547
Vehicles	7,632,828	231,304	(73,840)	7,790,292
Infrastructure	52,642,802	2,967,308	(1,724,848)	53,885,262
Total Depreciable Capital Assets	<u>108,808,094</u>	<u>3,776,118</u>	<u>(2,061,320)</u>	<u>110,522,892</u>
Accumulated Depreciation:				
Buildings	(12,606,046)	(852,530)	12,756	(13,445,820)
Machinery, Equipment, Furniture and Fixtures	(5,909,219)	(280,847)	230,355	(5,959,711)
Vehicles	(6,145,504)	(409,632)	66,869	(6,488,267)
Infrastructure	(24,350,810)	(2,164,454)	1,598,335	(24,916,929)
Total Accumulated Depreciation	<u>(49,011,579)</u>	<u>(3,707,463) *</u>	<u>1,908,315</u>	<u>(50,810,727)</u>
Total Depreciable Capital Assets, Net	<u>59,796,515</u>	<u>68,655</u>	<u>(153,005)</u>	<u>59,712,165</u>
Governmental Capital Assets, Net	<u>\$100,359,126</u>	<u>\$626,347</u>	<u>(\$244,214)</u>	<u>\$100,741,259</u>

*Depreciation expense was charged to governmental activities as follows:

General Government:	
Legislative and Executive	\$243,703
Judicial	144,888
Public Safety	487,586
Public Works	2,493,725
Health	61,306
Human Services	276,255
Total Depreciation Expense	<u>\$3,707,463</u>

During 2015, the County received capital contributions valued at \$24,300 from asset forfeitures and vehicle donations from other governments. The County also received \$1,259,819 in infrastructure capital contributions as part of the Ohio Bridge Partnership Program and donations from American Electric Power Company.

Muskingum County, Ohio

Notes to the Basic Financial Statements For the Year Ended December 31, 2015

	Balance December 31, 2014	Additions	Reductions	Balance December 31, 2015
<u>Business - Type Activities</u>				
Non-Depreciable Capital Assets:				
Land	\$207,800	\$0	\$0	\$207,800
Construction in Progress	4,424,968	3,302,530	(5,763,366)	1,964,132
Total Non-Depreciable Capital Assets	<u>4,632,768</u>	<u>3,302,530</u>	<u>(5,763,366)</u>	<u>2,171,932</u>
Depreciable Capital Assets:				
Buildings	905,391	150,000	0	1,055,391
Machinery, Equipment, Furniture and Fixtures	903,235	217,586	0	1,120,821
Vehicles	1,248,302	28,731	0	1,277,033
Infrastructure	105,259,175	6,052,007	(570,702)	110,740,480
Total Depreciable Capital Assets	<u>108,316,103</u>	<u>6,448,324</u>	<u>(570,702)</u>	<u>114,193,725</u>
Accumulated Depreciation:				
Buildings	(491,133)	(21,355)	0	(512,488)
Machinery, Equipment, Furniture and Fixtures	(538,152)	(77,111)	0	(615,263)
Vehicles	(782,492)	(51,930)	0	(834,422)
Infrastructure	(35,828,910)	(2,298,492)	252,210	(37,875,192)
Total Accumulated Depreciation	<u>(37,640,687)</u>	<u>(2,448,888) *</u>	<u>252,210</u>	<u>(39,837,365)</u>
Total Depreciable Capital Assets, Net	<u>70,675,416</u>	<u>3,999,436</u>	<u>(318,492)</u>	<u>74,356,360</u>
Business - Type Activities				
Capital Assets, Net	<u>\$75,308,184</u>	<u>\$7,301,966</u>	<u>(\$6,081,858)</u>	<u>\$76,528,292</u>

*Of this amount, \$130,099 is presented as amortization expense on the Statement of Revenues, Expenses, and Changes in Fund Net Position relating to the County's intangible asset of purchased sewer capacity which is included in the above table as part of infrastructure.

NOTE 11 - RISK MANAGEMENT

The County is exposed to various risks of loss related to torts; theft of, damage to, or destruction of assets; errors and omissions; employee injuries; and natural disasters. The County contracts with County Risk Sharing Authority, Inc. (CORSA) to address property, liability, and crime insurance coverage. CORSA, a non-profit corporation sponsored by the County Commissioners Association of Ohio, was created to provide affordable liability, property, casualty, and crime insurance coverage for its members and was established May 12, 1987.

Coverage is as follows:

Property Coverage:

Property	\$152,514,637 replacement cost value
Equipment Breakdown	\$100,000,000 each accident
Crime	\$1,000,000 each occurrence
Gross Earnings/Extra Expense	\$2,500,000 each occurrence
Contingent Business Interruption	\$100,000 each occurrence

Muskingum County, Ohio

Notes to the Basic Financial Statements For the Year Ended December 31, 2015

Liability Coverage:

Automobile Liability	\$1,000,000 each occurrence
Uninsured/Underinsured Motorists	\$250,000 each occurrence
General Liability	\$1,000,000 each occurrence
Attorney Disciplinary Proceedings	\$25,000 each occurrence
	\$25,000 annual aggregate
Declaratory Injunctive or Equitable Relief	\$25,000 each occurrence
	\$25,000 annual aggregate
Law Enforcement Canines	\$60,000 limit
Law Enforcement Liability	\$1,000,000 each occurrence
Errors and Omissions Liability	\$1,000,000 each occurrence
	\$1,000,000 annual aggregate
Ohio Stop Gap Employers' Liability	\$1,000,000 each occurrence
Employee Benefits Liability	\$1,000,000 each occurrence
Excess Liability	\$7,000,000 each occurrence
	\$7,000,000 annual aggregate
Cyber Liability	\$1,000,000 each occurrence
	\$1,000,000 annual aggregate

The deductibles on the above coverage for each occurrence range from \$2,500 to \$5,000.

Settlements have not exceeded coverage in any of the last three years. There has not been a significant reduction in coverage from the prior year.

The County maintains a limited risk health insurance program for employees through National Union Fire Insurance Company of Pittsburgh, PA. Premiums are paid to a third party administrator, MedBen Administrative Group. The claims are processed and monitored by a County insurance administrator in conjunction with the third party administrator. An internal service fund is presented in the financial statements and reflects premiums paid into the Self-Insurance Health Internal Service Fund by other funds which are available to pay claims and administrative costs, and establish claim reserves. An excess coverage insurance policy covers annual individual claims in excess of \$125,000 and aggregate annual claims in excess of \$8,530,490.

The claims liability of the Self-Insurance Health Internal Service Fund of \$935,442 is based on the requirements of Governmental Accounting Standards Board Statement No. 30 which requires that a liability for unpaid claims costs, including estimates of costs relating to incurred but not reported claims, be reported. The estimate was not affected by incremental claim adjustment expenses and does not include other allocated or unallocated claim adjustment expenses. Amounts reported were provided by the County's third party administrators.

Changes in the funds' claims liability for 2014 and 2015 were:

Self Insurance Health Fund	Balance at Beginning of Year	Current Year Claims	Claims Payments	Balance at End of Year
2014	\$1,089,990	\$6,037,533	\$6,317,965	\$809,558
2015	809,558	6,499,439 (1)	6,373,555	935,442
			\$6,366,204	
			133,235	
			<u>\$6,499,439</u>	

Muskingum County, Ohio

Notes to the Basic Financial Statements For the Year Ended December 31, 2015

From 2006 through 2014, the County maintained a retrospective rating workers' compensation program. Under the retrospective rating program, the County accumulated workers' compensation premiums in a self-insurance internal service fund based upon rates determined by their third party administrator. A portion of the premiums were paid to the State of Ohio to cover administrative fees, while the remaining premiums were maintained in the fund and used to pay claims as they were billed by the State. The remaining amount of the accumulated premiums will be used to pay future claims relating to years 2006 through 2014. These claims are billed to the County one year in arrears. Once the County receives notice of the prior year claims paid by the Bureau of Workers' Compensation, the County will reimburse the State for claims paid on the County's behalf. This payable is reclassified from claims payable to intergovernmental payable. The County contracts with the firm of Comp Management, Inc. to provide administrative, costs controls, and actuarial services for the plan. The intergovernmental and claims liabilities reported in the Workers' Compensation Internal Service Fund at December 31, 2015, is based on the requirements of Governmental Accounting Standards Board Statement No. 30 which requires that a liability for unpaid costs, including estimates of costs related to incurred but not reported and incurred but not paid claims, be reported. The estimate was not affected by incremental claim adjustment expenses and does not include other allocated or unallocated claim adjustment expenses. Changes in the fund's claims and intergovernmental liabilities in 2014 and 2015 were:

Self-Insurance Workers' Compensation Fund	Balance at Beginning of Year	Current Year Claims	Claims Payments	Change in Workers' Compensation Premium	Balance at End of Year
2014	\$643,374	\$207,548	\$95,912	(\$2,500)	\$752,510
2015	752,510	69,240	182,129	(261,458)	378,163
				Decrease in Workers' Compensation Premium	\$261,458
				Decrease in Current Portion of Claims Payable	11,626
				Total Decrease in Intergovernmental Payable	<u>\$273,084</u>

The County participates in the workers' compensation program provided by the State of Ohio. For 2015, the County participated in the County Commissioners Association of Ohio (CCAO) Workers' Compensation Group Rating Program (Program), an insurance purchasing pool. (See Note 21) The Program is intended to achieve lower workers' compensation rates while establishing safer working conditions and environments for the participants. The participating counties continue to pay for their own individual premiums and have the opportunity to receive retrospective premium adjustments based upon the combined performance of the group. Depending upon that performance, the participating employers can receive either a premium refund or assessment. Employers will pay experience - or base rated premium under the same terms as if they were not in a retro group. The total premium for the entire group is the standard premium of the group. The standard premium serves as the benchmark that is adjusted up and down retroactively. In order to allocate the savings derived by formation of the Program, the Program's executive committee annually calculates the group-retrospective premium based on developed incurred claim losses for the whole group. The new premium is compared the standard premium. If the retrospective premium is lower than the standard premium, a refund will be distributed to the employers of the group. If the retrospective premium is higher, an assessment will be charged to each participant.

Participation in the Program is limited to counties that can meet the Program's selected criteria. The firm of Comp Management, Inc. provides administrative, cost control, and actuarial services to the Program. Each year, the County pays an enrollment fee to the Program to cover the costs of administering the Program.

The County may withdraw from the Program if written notice is provided sixty days prior to the prescribed application deadline of the Ohio Bureau of Workers' Compensation. However, the participant is not relieved of the obligation to pay any amounts owed to the Program prior to withdrawal.

Muskingum County, Ohio

Notes to the Basic Financial Statements For the Year Ended December 31, 2015

NOTE 12 - DEFINED BENEFIT PENSION PLANS

Net Pension Liability

The net pension liability reported on the statement of net position represents a liability to employees for pensions. Pensions are a component of exchange transactions - between an employer and its employees - of salaries and benefits for employee services. Pensions are provided to an employee - on a deferred-payment basis - as part of the total compensation package offered by an employer for employee services each financial period. The obligation to sacrifice resources for pensions is a present obligation because it was created as a result of employment exchanges that already have occurred.

The net pension liability represents the County's proportionate share of each pension plan's collective actuarial present value of projected benefit payments attributable to past periods of service, net of each pension plan's fiduciary net position. The net pension liability calculation is dependent on critical long-term variables, including estimated average life expectancies, earnings on investments, cost of living adjustments and others. While these estimates use the best information available, unknowable future events require adjusting this estimate annually.

Ohio Revised Code limits the County's obligation for this liability to annually required payments. The County cannot control benefit terms or the manner in which pensions are financed; however, the County does receive the benefit of employees' services in exchange for compensation including pension.

GASB 68 assumes the liability is solely the obligation of the employer, because (1) they benefit from employee services; and (2) State statute requires all funding to come from these employers. All contributions to date have come solely from these employers (which also includes costs paid in the form of withholdings from employees). State statute requires the pension plans to amortize unfunded liabilities within 30 years. If the amortization period exceeds 30 years, each pension plan's board must propose corrective action to the State legislature. Any resulting legislative change to benefits or funding could significantly affect the net pension liability. Resulting adjustments to the net pension liability would be effective when the changes are legally enforceable.

The proportionate share of each plan's unfunded benefits is presented as a long-term *net pension liability* on the accrual basis of accounting. Any liability for the contractually-required pension contribution outstanding at the end of the year is included in *intergovernmental payable* on both the accrual and modified accrual bases of accounting.

Plan Description - Ohio Public Employees Retirement System (OPERS)

County employees participate in the Ohio Public Employees Retirement System (OPERS). OPERS administers three separate pension plans. The traditional pension plan is a cost-sharing, multiple-employer defined benefit pension plan. The member-directed plan is a defined contribution plan and the combined plan is a cost-sharing, multiple-employer defined benefit pension plan with defined contribution features. While members (e.g. County employees) may elect the member-directed plan and the combined plan, substantially all employee members are in OPERS' traditional plan; therefore, the following disclosure focuses on the traditional pension plan.

OPERS provides retirement, disability, survivor and death benefits, and annual cost of living adjustments to members of the traditional plan. Authority to establish and amend benefits is provided by Chapter 145 of the Ohio Revised Code. OPERS issues a stand-alone financial report that includes financial statements, required supplementary information, and detailed information about OPERS' fiduciary net position that may be obtained by visiting <https://www.opers.org/financial/reports.shtml>, by writing to the Ohio Public Employees Retirement System, 277 East Town Street, Columbus, Ohio 43215-4642, or by calling 800-222-7377.

Muskingum County, Ohio

Notes to the Basic Financial Statements For the Year Ended December 31, 2015

Senate Bill (SB) 343 was enacted into law with an effective date of January 7, 2013. In the legislation, members were categorized into three groups with varying provisions of the law applicable to each group. The following table provides age and service requirements for retirement and the retirement formula applied to final average salary (FAS) for the three member groups under the traditional plan as per the reduced benefits adopted by SB 343 (see OPERS CAFR referenced above for additional information):

Group A Eligible to retire prior to January 7, 2013 or five years after January 7, 2013	Group B 20 years of service credit prior to January 7, 2013 or eligible to retire ten years after January 7, 2013	Group C Members not in other Groups and members hired on or after January 7, 2013
State and Local	State and Local	State and Local
Age and Service Requirements: Age 60 with 60 months of service credit or Age 55 with 25 years of service credit	Age and Service Requirements: Age 60 with 60 months of service credit or Age 55 with 25 years of service credit	Age and Service Requirements: Age 57 with 25 years of service credit or Age 62 with 5 years of service credit
Formula: 2.2% of FAS multiplied by years of service for the first 30 years and 2.5% for service years in excess of 30	Formula: 2.2% of FAS multiplied by years of service for the first 30 years and 2.5% for service years in excess of 30	Formula: 2.2% of FAS multiplied by years of service for the first 35 years and 2.5% for service years in excess of 35
Law Enforcement	Law Enforcement	Law Enforcement
Age and Service Requirements: Age 52 with 15 years of service credit	Age and Service Requirements: Age 48 with 25 years of service credit or Age 52 with 15 years of service credit	Age and Service Requirements: Age 48 with 25 years of service credit or Age 56 with 15 years of service credit
Formula: 2.5% of FAS multiplied by years of service for the first 25 years and 2.1% for service years in excess of 25	Formula: 2.5% of FAS multiplied by years of service for the first 25 years and 2.1% for service years in excess of 25	Formula: 2.5% of FAS multiplied by years of service for the first 25 years and 2.1% for service years in excess of 25

Final Average Salary (FAS) represents the average of the three highest years of earnings over a member's career for Groups A and B. Group C is based on the average of the five highest years of earnings over a member's career.

Members who retire before meeting the age and years of service credit requirement for unreduced benefits receive a percentage reduction in the benefit amount.

When a benefit recipient has received benefits for 12 months, an annual cost of living adjustment (COLA) is provided. This COLA is calculated on the base retirement benefit at the date of retirement and is not compounded. For those retiring prior to January 7, 2013, the COLA will continue to be a 3 percent simple annual COLA. For those retiring subsequent to January 7, 2013, beginning in calendar year 2019, the COLA will be based on the average percentage increase in the Consumer Price Index, capped at 3 percent.

Funding Policy - The Ohio Revised Code (ORC) provides statutory authority for member and employer contributions as follows:

Muskingum County, Ohio

Notes to the Basic Financial Statements For the Year Ended December 31, 2015

	State and Local	Public Safety	Law Enforcement
2015 Statutory Maximum Contribution Rates			
Employer	14.0 %	18.1 %	18.1 %
Employee	10.0 %	*	**
2015 Actual Contribution Rates			
Employer:			
Pension	12.0 %	16.1 %	16.1 %
Post-employment Health Care Benefits	2.0	2.0	2.0
Total Employer	14.0 %	18.1 %	18.1 %
Employee	10.0 %	12.0 %	13.0 %

* This rate is determined by OPERS' Board and has no maximum rate established by ORC.

** This rate is also determined by OPERS' Board, but is limited by ORC to not more than 2 percent greater than the Public Safety rate.

Employer contribution rates are actuarially determined and are expressed as a percentage of covered payroll.

The County's contractually required contribution was \$3,472,280 for 2015. Of this amount, \$338,800 is reported as an intergovernmental payable.

Plan Description - State Teachers Retirement System (STRS)

County licensed teachers and other faculty members participate in STRS Ohio, a cost-sharing multiple employer public employee retirement system administered by STRS. STRS provides retirement and disability benefits to members and death and survivor benefits to beneficiaries. STRS issues a stand-alone financial report that includes financial statements, required supplementary information, and detailed information about STRS' fiduciary net position. That report can be obtained by writing to STRS, 275 E. Broad St., Columbus, OH 43215-3771, by calling (888) 227-7877, or by visiting the STRS Web site at www.strsoh.org.

New members have a choice of three retirement plans; a Defined Benefit (DB) Plan, a Defined Contribution (DC) Plan, and a Combined Plan. Benefits are established by Ohio Revised Code Chapter 3307.

The DB plan offers an annual retirement allowance based on final average salary multiplied by a percentage that varies based on years of service. Effective August 1, 2015, the calculation is 2.2 percent of final average salary for the five highest years of earnings multiplied by all years of service. With certain exceptions, the basic benefit is increased each year by two percent of the original base benefit. For members retiring August 1, 2013, or later, the first two percent is paid on the fifth anniversary of the retirement benefit. Members are eligible to retire at age 60 with five years of qualifying service credit, or age 55 with 25 years of service, or 30 years of service regardless of age. Age and service requirements for retirement will increase effective August 1, 2015, and will continue to increase periodically until they reach age 60 with 35 years of service or age 65 with five year of service on August 1, 2026.

Muskingum County, Ohio

Notes to the Basic Financial Statements For the Year Ended December 31, 2015

The DC Plan allows members to place all their member contributions and 9.5 percent of the 14 percent employer contributions into an investment account. Investment allocation decisions are determined by the member. The remaining 4.5 percent of the 14 percent employer rate is allocated to the defined benefit unfunded liability. A member is eligible to receive a retirement benefit at age 50 and termination of employment. The member may elect to receive a lifetime monthly annuity or a lump sum withdrawal.

The Combined Plan offers features of both the DB Plan and the DC Plan. In the Combined Plan, 11 percent of the 12 percent member rate goes to the DC Plan and 1 percent goes to the DB Plan. Member contributions to the DC Plan are allocated among investment choices by the member, and contributions to the DB Plan from the employer and the member are used to fund the defined benefit payment at a reduced level from the regular DB Plan. The defined benefit portion of the Combined Plan payment is payable to a member on or after age 60 with five years of services. The defined contribution portion of the account may be taken as a lump sum payment or converted to a lifetime monthly annuity at age 50.

New members who choose the DC plan or Combined Plan will have another opportunity to reselect a permanent plan during their fifth year of membership. Members may remain in the same plan or transfer to another STRS plan. The optional annuitization of a member's defined contribution account or the defined contribution portion of a member's Combined Plan account to a lifetime benefit results in STRS bearing the risk of investment gain or loss on the account. STRS has therefore included all three plan options as one defined benefit plan for GASB 68 reporting purposes.

A DB or Combined Plan member with five or more years of credited service who is determined to be disabled may qualify for a disability benefit. Eligible survivors of members who die before service retirement may qualify for monthly benefits. New members on or after July 1, 2013, must have at least ten years of qualifying service credit that apply for disability benefits. Members in the DC Plan who become disabled are entitled only to their account balance. If a member of the DC Plan dies before retirement benefits begin, the member's designated beneficiary is entitled to receive the member's account balance.

Funding Policy - Employer and member contribution rates are established by the State Teachers Retirement Board and limited by Chapter 3307 of the Ohio Revised Code. Through June 30, 2015, the employer rate was 14 percent and the member rate was 12 percent of covered payroll. The statutory employer rate for fiscal year 2016 and subsequent years is 14 percent. The statutory member contribution rate increased to 13 percent on July 1, 2015, and will increase to 14 percent on July 1, 2016. The 2015 contribution rates were equal to the statutory maximum rates.

The County's contractually required contribution to STRS was \$100,029 for 2015. Of this amount, \$1,271 is reported as an intergovernmental payable.

Pension Liabilities, Pension Expense, and Deferred Outflows of Resources and Deferred Inflows of Resources Related to Pensions

The net pension liability for OPERS was measured as of December 31, 2014, and the net pension liability for STRS was measured as of June 30, 2015. The total pension liability used to calculate the net pension liability was determined by an actuarial valuation as of the respective measurement dates. The County's proportion of the net pension liability was based on the County's share of contributions to the pension plan relative to the contributions of all participating entities. Following is information related to the proportionate share and pension expense:

Muskingum County, Ohio

**Notes to the Basic Financial Statements
For the Year Ended December 31, 2015**

	OPERS	STRS	Total
Proportion of the Net Pension Liability Prior Measurement Date	0.2325800%	0.00660183%	
Proportion of the Net Pension Liability Current Measurement Date	0.2325800%	0.00684130%	
Change in Proportionate Share	0.0000000%	0.00023947%	
Proportionate Share of the Net Pension Liability	\$28,051,747	\$1,890,735	\$29,942,482
Pension Expense	\$3,059,141	\$99,669	\$3,158,810

At December 31, 2015, the County reported deferred outflows of resources and deferred inflows of resources related to pensions from the following sources:

	OPERS	STRS	Total
Deferred Outflows of Resources			
Differences between expected and actual experience	\$1,496,756	\$86,194	\$1,582,950
Change in proportionate share	0	54,770	54,770
County contributions subsequent to the measurement date	3,472,280	47,973	3,520,253
Total Deferred Outflows of Resources	\$4,969,036	\$188,937	\$5,157,973
Deferred Inflows of Resources			
Differences between expected and actual experience	\$492,814	\$135,980	\$628,794

\$3,520,253 reported as deferred outflows of resources related to pension resulting from County contributions subsequent to the measurement date will be recognized as a reduction of the net pension liability in the year ending December 31, 2016. Other amounts reported as deferred outflows of resources and deferred inflows of resources related to pension will be recognized in pension expense as follows:

Year Ending December 31,	OPERS	STRS	Total
2016	\$146,803	(\$16,994)	\$129,809
2017	146,803	(16,992)	129,811
2018	336,147	(16,994)	319,153
2019	374,189	55,964	430,153
Total	\$1,003,942	\$4,984	\$1,008,926

Actuarial Assumptions - OPERS

Actuarial valuations of an ongoing plan involve estimates of the values of reported amounts and assumptions about the probability of occurrence of events far into the future. Examples include assumptions about future employment, mortality, and cost trends. Actuarially determined amounts are subject to continual review or modification as actual results are compared with past expectations and new estimates are made about the future.

Muskingum County, Ohio

Notes to the Basic Financial Statements For the Year Ended December 31, 2015

Projections of benefits for financial reporting purposes are based on the substantive plan (the plan as understood by the employers and plan members) and include the types of benefits provided at the time of each valuation. The total pension liability in the December 31, 2014, actuarial valuation was determined using the following actuarial assumptions, applied to all periods included in the measurement:

Wage Inflation	3.75 percent
Future Salary Increases, including inflation COLA or Ad Hoc COLA	4.25 to 10.05 percent including wage inflation 3 percent, simple
Investment Rate of Return	8 percent
Actuarial Cost Method	Individual Entry Age

Mortality rates were based on the RP-2000 Mortality Table projected 20 years using Projection Scale AA. For males, 105 percent of the combined healthy male mortality rates were used. For females, 100 percent of the combined healthy female mortality rates were used. The mortality rates used in evaluating disability allowances were based on the RP-2000 mortality table with no projections. For males 120 percent of the disabled female mortality rates were used set forward two years. For females, 100 percent of the disabled female mortality rates were used.

The most recent experience study was completed for the five year period ended December 31, 2010.

The long-term rate of return on defined benefit investment assets was determined using a building-block method in which best-estimate ranges of expected future real rates of return are developed for each major asset class. These ranges are combined to produce the long-term expected real rate of return by weighting the expected future real rates of return by the target asset allocation percentage, adjusted for inflation.

OPERS manages investments in four investment portfolios: the Defined Benefit portfolio, the Health Care portfolio, the 115 Health Care Trust portfolio, and the Defined Contribution portfolio. The Defined Benefit portfolio includes the investment assets of the Traditional Pension Plan, the defined benefit component of the Combined Plan, the annuitized accounts of the Member-Directed Plan, and the VEBA Trust. Within the Defined Benefit portfolio, contributions into the plans are all recorded at the same time, and benefit payments all occur on the first of the month. Accordingly, the money-weighted rate of return is considered to be the same for all plans within the portfolio. The money weighted rate of return, net of investments expense, for the Defined Benefit portfolio is 6.95 percent for 2014.

The allocation of investment assets with the Defined Benefit portfolio is approved by the Board of Trustees as outlined in the annual investment plan. Plan assets are managed on a total return basis with a long-term objective of achieving and maintaining a fully funded status for the benefits provided through the defined benefit pension plans. The table below displays the Board-approved asset allocation policy for 2014 and the long-term expected real rates of return:

Muskingum County, Ohio

Notes to the Basic Financial Statements For the Year Ended December 31, 2015

Asset Class	Target Allocation	Weighted Average Long-Term Expected Real Rate of Return (Arithmetic)
Fixed Income	23.00 %	2.31 %
Domestic Equities	19.90	5.84
Real Estate	10.00	4.25
Private Equity	10.00	9.25
International Equities	19.10	7.40
Other investments	18.00	4.59
Total	100.00 %	5.28 %

Discount Rate The discount rate used to measure the total pension liability was 8 percent. The projection of cash flows used to determine the discount rate assumed that contributions from plan members and those of the contributing employers are made at the statutorily required rates. Based on those assumptions, the pension plan's fiduciary net position was projected to be available to make all projected future benefits payments of current plan members. Therefore, the long-term expected rate of return on pension plan investments was applied to all periods of projected benefit payments to determine the total pension liability.

Sensitivity of the County's Proportionate Share of the Net Pension Liability to Changes in the Discount Rate

The following table presents the County's proportionate share of the net pension liability calculated using the current period discount rate assumption of 8 percent, as well as what the County's proportionate share of the net pension liability would be if it were calculated using a discount rate that is one-percentage-point lower (7 percent) or one-percentage-point higher (9 percent) than the current rate:

	1% Decrease (7.00%)	Current Discount Rate (8.00%)	1% Increase (9.00%)
County's proportionate share of the net pension liability	\$51,607,176	\$28,051,747	\$8,212,400

Actuarial Assumptions - STRS

The total pension liability in the June 30, 2015, actuarial valuation was determined using the following actuarial assumptions, applied to all periods included in the measurement:

Inflation	2.75 percent
Projected salary increases	12.25 percent at age 20 to 2.75 percent at age 70
Investment Rate of Return	7.75 percent, net of investment expenses
Cost-of-Living Adjustments (COLA)	2 percent simple applied as follows: for members retiring before August 1, 2013, 2 percent per year; for members retiring August 1, 2013, or later, 2 percent COLA commences on fifth anniversary of retirement date.

Muskingum County, Ohio

Notes to the Basic Financial Statements For the Year Ended December 31, 2015

Mortality rates were based on the RP-2000 Combined Mortality Table (Projection 2022—Scale AA) for Males and Females. Males’ ages are set-back two years through age 89 and no set-back for age 90 and above. Females younger than age 80 are set back four years, one year set back from age 80 through 89, and no set back from age 90 and above.

Actuarial assumptions used in the June 30, 2015, valuation are based on the results of an actuarial experience study, effective July 1, 2012.

STRS’ investment consultant develops best estimates for the investment return assumption based on the target allocation adopted by the Retirement Board. The target allocation and long-term expected rate of return for each major asset class are summarized as follows:

Asset Class	Target Allocation	10 Year Expected Nominal Rate of Return *
Domestic Equity	31.00 %	8.00 %
International Equity	26.00	7.85
Alternatives	14.00	8.00
Fixed Income	18.00	3.75
Real Estate	10.00	6.75
Liquidity Reserves	1.00	3.00
 Total	 100.00 %	

* 10 year annualized geometric nominal returns include the real rate of return and inflation of 2.5 percent.

Discount Rate The discount rate used to measure the total pension liability was 7.75 percent as of June 30, 2015. The projection of cash flows used to determine the discount rate assumes member and employer contributions will be made at the statutory contribution rates in accordance with rate increases described above. For this purpose, only employer contributions that are intended to fund benefits of current plan members and their beneficiaries are included. Projected employer contributions that are intended to fund the service costs of future plan members and their beneficiaries, as well as projected contributions from future plan members, are not included. Based on those assumptions, STRS’ fiduciary net position was projected to be available to make all projected future benefit payments to current plan members as of June 30, 2015. Therefore, the long-term expected rate of return on pension plan investments of 7.75 percent was applied to all periods of projected benefit payment to determine the total pension liability as of June 30, 2015.

Sensitivity of the County's Proportionate Share of the Net Pension Liability to Changes in the Discount Rate The following table presents the County's proportionate share of the net pension liability calculated using the current period discount rate assumption of 7.75 percent, as well as what the County's proportionate share of the net pension liability would be if it were calculated using a discount rate that is one-percentage-point lower (6.75 percent) or one-percentage-point higher (8.75 percent) than the current rate:

Muskingum County, Ohio

Notes to the Basic Financial Statements For the Year Ended December 31, 2015

	1% Decrease (6.75%)	Current Discount Rate (7.75%)	1% Increase (8.75%)
County's proportionate share of the net pension liability	\$2,626,374	\$1,890,735	\$1,268,643

NOTE 13 - POST-EMPLOYMENT BENEFITS

A. Ohio Public Employees Retirement System (OPERS)

Plan Description - The Ohio Public Employees Retirement System (OPERS) administers three separate pension plans. The Traditional Pension Plan, a cost-sharing, multiple-employer defined benefit pension plan; the Member - Directed Plan, a defined contribution plan; and the Combined Plan, a cost-sharing, multiple-employer defined benefit pension plan that has elements of both a defined benefit and defined contribution plan.

OPERS maintains two cost sharing multiple-employer defined benefit post-employment health care trusts which fund multiple health care plans including medical coverage, prescription drug coverage, deposits to a Health Reimbursement Arrangement, and Medicare Part B premium reimbursements to qualifying benefit recipients of both the Traditional and Combined Plans. Members of the Member-Directed Plan do not qualify for ancillary benefits, including OPERS sponsored health care coverage.

In order to qualify for post-employment health care coverage, age-and-service retirees under the Traditional and Combined Plans must have ten or more years of qualifying Ohio service credit. Health care coverage for disability benefit recipients and qualified survivor benefit recipients is available. The health care coverage provided by OPERS meets the definition of an Other Post Employment Benefit (OPEB) as described in GASB Statement 45. See OPERS' CAFR referenced below for additional information.

The Ohio Revised Code permits, but does not require, OPERS to provide health care to its eligible benefit recipients. Authority to establish and amend health care coverage is provided to the Board in Chapter 145 of the Ohio Revised Code.

Disclosures for the health care plan are presented separately in the OPERS financial report. Interested parties may obtain a copy by visiting <https://www.opers.org/financial/reports.shtml>, by writing to OPERS, 277 East Town Street, Columbus, Ohio 43215-4642, or by calling 614-222-5601 or 800-222-7377.

Funding Policy - The Ohio Revised Code provides the statutory authority requiring public employers to fund post-employment health care through contributions to OPERS. A portion of each employer's contribution to OPERS is set aside for the funding of post-employment health care.

Employer contribution rates are expressed as a percentage of the earnable salary of active members. In 2015, state and local government employers contributed at a rate of 14 percent of earnable salary and public safety and law enforcement employers contributed at 18.1 percent. These are the maximum employer contribution rates permitted by the Ohio Revised Code. Active member contributions do not fund health care.

Muskingum County, Ohio

Notes to the Basic Financial Statements For the Year Ended December 31, 2015

OPERS maintains three health care trusts. The two cost-sharing, multiple employer trusts, the 401(h) Health Care Trust and the 115 Health Care Trust, work together to provide health care funding to eligible retirees of the Traditional Pension and Combined plans. The third trust is a Voluntary Employee's Beneficiary Association (VEBA) that provides funding for a Retiree Medical Account for Member-Directed Plan members. Each year, the OPERS Board of Trustees determines the portion of the employer contributions rate that will be set aside to fund health care plans. The portion of employer contributions allocated to health care for members in the Traditional Pension Plan and Combined Plan was 2.0 percent during calendar year 2015. As recommended by OPERS' actuary, the portion of employer contributions allocated to health care beginning January 1, 2016 remained at 2.0 percent for both plans. The Board is also authorized to establish rules for the retiree or their surviving beneficiaries to pay a portion of the health care provided. Payment amounts vary depending on the number of covered dependents and the coverage selected. The employer contribution as a percentage of covered payroll deposited to the VEBA for participants in the Member-Directed Plan for 2015 was 4.5 percent.

Substantially all of the County's contribution allocated to fund postemployment health care benefits relates to the cost-sharing, multiple employer trusts. The corresponding contribution for the years ended December 31, 2015, 2014, and 2013 was \$636,550, \$619,888, and \$309,955, respectively. For 2015, 98 percent has been contributed with the balance being reported as an intergovernmental payable. The full amount has been contributed for 2014 and 2013.

B. State Teachers Retirement System (STRS)

Plan Description - The State Teachers Retirement System of Ohio (STRS Ohio) administers a cost-sharing, multiple employer defined benefit Health Plan administered for eligible retirees who participated in the defined benefit or combined pension plans offered by STRS Ohio. Ohio Law authorizes STRS Ohio to offer this plan. Benefits include hospitalization, physicians' fees, prescription drugs, and reimbursement of monthly Medicare Part B premiums. The Plan is included in the report of STRS Ohio which may be obtained by visiting www.strsoh.org or by calling (888) 227-7877.

Funding Policy - Ohio Revised Code Chapter 3307 authorizes STRS Ohio to offer the Plan and gives the Retirement Board authority over how much, if any, of the health care costs will be absorbed by STRS Ohio. Active employee members do not contribute to the Health Plan. Nearly all health care plan enrollees, for the most recent year, pay a portion of the health care costs in the form of a monthly premium. Under Ohio law, funding for post-employment health care may be deducted from employer contributions. For fiscal year 2015, STRS Ohio did not allocate any employer contributions to postemployment health care. For the fiscal years ended June 30, 2014 and 2013, one percent of covered payroll was allocated to postemployment health care. The County's contributions for health care for the years ended December 31, 2015, 2014, and 2013 were \$0, \$6,892, and \$7,030, respectively. The full amount has been contributed for 2015, 2014, and 2013.

NOTE 14 - OTHER EMPLOYEE BENEFITS

A. Compensated Absences

County employees earn vacation and sick leave at varying rates depending on length of service and department policy. All accumulated, unused vacation time is paid upon separation if the employee has at least one year of service with the County. Accumulated, unused sick leave and compensatory time are paid upon retirement to an employee at varying rates depending on length of service and department policy.

Muskingum County, Ohio

Notes to the Basic Financial Statements For the Year Ended December 31, 2015

B. Other Health Insurance Options

The County offers additional health insurance options to employees covered under the County's self-insurance program. MedBen health coverage is one alternative. The County also offers life insurance coverage through UNUM Life Insurance of America, vision coverage through the Vision Service Plan, Inc., and dental coverage through Superior Dental.

NOTE 15 - CAPITAL LEASES-LESSEE DISCLOSURE

In prior years, the County has entered into capitalized leases for copiers, postage machines, vehicles, and road equipment. During 2015, the County entered into four lease arrangements totaling \$295,269 for vehicles to be used by the sheriff's department, a copier to be used by the clerk of courts domestic division, and road equipment to be used by the engineer's department. Each lease meets the criteria of a capital lease which is defined as transferring benefits and risks of ownership to the lessee. Capital lease payments are reflected as debt service expenditures in the basic financial statements for the governmental funds.

Assets acquired by lease have been capitalized in the government-wide statements governmental activities in the amount of \$534,004, which is equal to the present value of the future minimum lease payments at the time of acquisition. A corresponding liability was recorded in the government-wide statements as part of governmental activities. Governmental activities capitalized leased assets are reflected net of accumulated depreciation in the amount of \$485,582 at December 31, 2015. Principal payments toward all capital leases during 2015 totaled \$326,375 for governmental activities.

Future minimum lease payments through 2020 for governmental activities are as follows:

Year Ending	Principal	Interest	Total
December 31,			
2016	\$160,087	\$15,070	\$175,157
2017	105,488	6,500	111,988
2018	45,939	1,336	47,275
2019	1,736	184	1,920
2020	5,878	208	6,086
Total	<u>\$319,128</u>	<u>\$23,298</u>	<u>\$342,426</u>

NOTE 16 - SIGNIFICANT COMMITMENTS

A. Encumbrances

Encumbrances are commitments to unperformed contracts for goods or services. Encumbrance accounting is utilized to the extent necessary to assure effective budgetary control and accountability and to facilitate effective cash planning and control. At year-end, the amount of encumbrances expected to be honored upon performance by the vendor in the next year were as follows:

Muskingum County, Ohio

**Notes to the Basic Financial Statements
For the Year Ended December 31, 2015**

Governmental Funds		Proprietary Funds	
General Fund	\$225,673	Sewer	\$1,813,017
Public Assistance	157,744	Water	883,258
Starlight School Levy	271,279	Internal Service Funds	<u>1,934,047</u>
Children Services Levy	461,724	Total Proprietary Funds	<u>4,630,322</u>
Other Governmental Funds	<u>680,806</u>		
Total Governmental Funds	<u>1,797,226</u>	Total All Funds	<u><u>\$6,427,548</u></u>

B. Contractual Commitments

As of December 31, 2015, the County had contractual purchase commitments for the following projects:

Project	Fund	Purchase Commitment	Amount Paid as of 12/31/2015	Amount Remaining on Contract
Avondale Sewer Project	Sewer Enterprise	\$2,220,000	\$390,780	\$1,829,220
County Road 6 Lift Station	Sewer Enterprise	472,053	424,848	47,205
County Road 6 Force Main	Water Enterprise	267,258	267,258	0
Northwest Expansion	Water Enterprise	1,574,000	525,849	1,048,151
Western Heights	Water Enterprise	317,077	317,077	0

Of the amount remaining on these projects, \$1,689,634 was encumbered in the Sewer Enterprise Fund and \$765,929 was encumbered in the Water Enterprise Fund at year end.

Muskingum County, Ohio

Notes to the Basic Financial Statements For the Year Ended December 31, 2015

NOTE 17 - LONG-TERM OBLIGATIONS

Changes in the County's long-term obligations during 2015 consist of the following:

Governmental Activities	Outstanding 12/31/2014	Additions	Deletions	Outstanding 12/31/2015	Amounts Due Within One Year
General Obligation Bonds:					
2006 4%-4.4% Various Purpose Serial Bonds - \$600,000	\$405,000	\$0	\$40,000	\$365,000	\$45,000
2006 4.3%-4.5% Various Purpose Term Bonds - \$260,000	260,000	0	0	260,000	0
Bond Premium	540	0	45	495	0
2009 2%-4.375% Various Purpose Improvement Serial Bonds - \$2,270,000	1,820,000	0	97,000	1,723,000	97,000
Bond Premium	11,235	0	749	10,486	0
2009 2.5%-4.25% Various Purpose County Facilities Refunding Serial Bonds - \$9,425,000	4,095,000	0	915,000	3,180,000	935,000
Bond Premium	102,973	0	7,921	95,052	0
2012 2%-3% Various Purpose County Facilities Refunding Serial Bonds - \$1,655,000	1,350,000	0	155,000	1,195,000	160,000
Bond Premium	57,589	0	7,199	50,390	0
2013 2.990% Job and Family Services Private Placement Bonds - \$200,000	188,290	0	12,070	176,220	12,420
Total General Obligation Bonds	8,290,627	0	1,234,984	7,055,643	1,249,420
Special Assessment Debt with Governmental Commitment:					
1996 4.25%-6.3% Nob Hill Special Assessment Bonds - \$610,000	100,000	0	50,000	50,000	50,000
2008 4.21% Rose Hill Road Area Waterline Special Assessment OWDA - \$172,042	156,041	0	3,620	152,421	3,774
2012 2%-3% Various Purpose County Facilities Refunding Serial Bonds - \$130,000	105,000	0	10,000	95,000	10,000
Bond Premium	4,592	0	574	4,018	0
2013 2%-3% Various Purpose Refunding Serial Bonds - \$38,400	34,900	0	3,400	31,500	3,400
2013 4% Various Purpose Refunding Term Bonds - \$8,200	8,200	0	0	8,200	0
Bond Premium	1,095	0	78	1,017	0
Total Special Assessment Debt	409,828	0	67,672	342,156	67,174
2014 0% Mine Subsidence Relocation OWDA Loan - \$124,985	0	71,018	71,018	0	0
2014 - 0% State Capital Improvement Project OPWC Loan - \$464,083	338,939	125,144	0	464,083	7,735
Compensated Absences	3,386,149	1,871,636	1,751,766	3,506,019	1,648,045
Workers' Compensation Claims Payable	307,989	23,802	125,065	206,726	144,353
Net Pension Liability:					
OPERS	26,595,607	614,588	0	27,210,195	0
STRS	1,605,794	284,941	0	1,890,735	0
Total Net Pension Liability	28,201,401	899,529	0	29,100,930	0
Long-Term Contracts Payable - TID	4,227,243	0	713,908	3,513,335	737,298
Capital Leases	350,234	295,269	326,375	319,128	160,087
Total Governmental Activities	\$45,512,410	\$3,286,398	\$4,290,788	\$44,508,020	\$4,014,112

(continued)

Muskingum County, Ohio

Notes to the Basic Financial Statements
For the Year Ended December 31, 2015

(continued)

	Outstanding 12/31/2014	Additions	Deletions	Outstanding 12/31/2015	Amounts Due Within One Year
<u>Business-Type Activities</u>					
General Obligation Bonds:					
2006 4%-4.4% Sewer Improvement					
Serial Bonds - \$5,995,000	\$3,520,000	\$0	\$370,000	\$3,150,000	\$385,000
2006 4.3%-4.5% Sewer Improvement					
Term Bonds - \$2,125,000	2,125,000	0	0	2,125,000	0
Bond Premium	4,884	0	407	4,477	0
2009 2%-4.375% Various Purpose					
Improvement Serial Bonds - \$2,135,000					
Sewer Fund	1,640,000	0	84,000	1,556,000	84,000
Water Fund	80,000	0	4,000	76,000	4,000
Sewer Fund Bond Premium	5,040	0	336	4,704	0
Water Fund Bond Premium	165	0	11	154	0
2009 2.5%-4.25% Various Interest Rate Various Purpose					
County Facilities Refunding Serial					
Bonds - \$580,000 - Sewer Fund	280,000	0	60,000	220,000	65,000
2009 4%-4.4% Various Interest Rate Various Purpose					
County Facilities Refunding Term					
Bonds - \$525,000 - Sewer Fund	525,000	0	0	525,000	0
Bond Premium	2,405	0	185	2,220	0
2012 2%-3% Various Purpose Refunding					
Serial Bonds - \$940,000 - Sewer Fund	765,000	0	85,000	680,000	90,000
Bond Premium	32,814	0	4,102	28,712	0
2013 2%-3% Capital Facilities Refunding					
Serial Bonds - \$6,231,600					
Sewer Fund	844,300	0	73,600	770,700	72,900
Water Fund	4,900,800	0	423,000	4,477,800	433,700
2013 4% Capital Facilities Refunding					
Term Bonds - \$266,800					
Sewer Fund	259,100	0	0	259,100	0
Water Fund	7,700	0	0	7,700	0
Sewer Fund Bond Premium	28,151	0	2,011	26,140	0
Water Fund Bond Premium	103,824	0	8,652	95,172	0
Total General Obligation Bonds	\$15,124,183	\$0	\$1,115,304	\$14,008,879	\$1,134,600

(continued)

Muskingum County, Ohio

Notes to the Basic Financial Statements
For the Year Ended December 31, 2015

(continued)

<u>Business - Type Activities (continued)</u>	Outstanding 12/31/2014	Additions	Deletions	Outstanding 12/31/2015	Amounts Due Within One Year
OWDA Loans:					
Sewer Enterprise Fund -					
2008 4.21% West Pike Sanitary					
Sewer - \$6,095,725	5,528,746	0	128,272	5,400,474	133,729
2010 0% Coopermill Road Sanitary					
Sewer - \$2,106,153	394,904	0	26,327	368,577	26,327
2010 0% Olde Falls Road Sanitary					
Sewer - \$1,630,149	646,770	0	40,423	606,347	40,423
2010 0% Dunzweiler Drive Sanitary					
Sewer - \$1,005,199	438,590	0	28,296	410,294	28,296
2015 2.54% Avondale Sewer - \$3,038	0	3,038	0	3,038	0
Total Sewer Enterprise Fund	7,009,010	3,038	223,318	6,788,730	228,775
Water Enterprise Fund -					
2002 1.5% Gaysport Waterline					
Extension - \$1,231,757	784,530	0	39,518	745,012	40,113
2002 1.5% Adamsville Water					
Project - \$749,580	477,424	0	24,049	453,375	24,411
2003 1.5% Coal Run Water					
Extension - \$264,201	180,756	0	8,288	172,468	8,413
2003 1.5% Chandlersville					
Waterlines - \$1,026,608	686,316	0	32,448	653,868	32,936
2004 1.5% Chandlersville					
Waterlines - \$21,844	15,282	0	680	14,602	690
2006 2.0% Nashport Waterline - \$384,439	248,725	0	18,534	230,191	18,907
2007 2.0% Adamsville Waterline					
Extension - \$335,100	224,760	0	15,996	208,764	16,317
2008 2.0% Water Supply Line - \$548,806	381,005	0	25,937	355,068	26,459
2010 3.39% State Route 146 Waterline					
Extension - \$127,996	117,417	0	2,874	114,543	2,973
2011 3.79% South Moose Eye Road					
Waterline Extension - \$168,280	158,655	0	3,457	155,198	3,590
2012 0% Gratiot/Mt. Sterling					
Water Project - \$2,272,021	1,267,355	0	45,263	1,222,092	45,263
2014 2% North River Road					
Waterline Extension - \$1,153,965	749,043	227,655	64,675	912,023	24,017
2014 2% Water Supply					
Expansion - \$1,481,981	1,109,153	372,828	60,933	1,421,048	62,157
2014 2% Western Heights					
Waterline - \$326,608	244,799	18,089	10,581	252,307	0
Total Water Enterprise Fund	6,645,220	618,572	353,233	6,910,559	306,246
Total OWDA Loans	13,654,230	621,610	576,551	13,699,289	535,021
2015 0% Avondale Sewer State Capital					
Improvement Project OPWC Loan	0	144,317	0	144,317	0
Net Pension Liability - OPERS	822,545	19,007	0	841,552	0
Compensated Absences	124,563	55,211	70,271	109,503	46,051
Total Business - Type Activities	\$29,725,521	\$840,145	\$1,762,126	\$28,803,540	\$1,715,672

Muskingum County, Ohio

Notes to the Basic Financial Statements For the Year Ended December 31, 2015

Governmental Activities

General Obligation Bonds

On July 18, 2006, the County issued \$600,000 in Various Purpose Serial Bonds and \$260,000 in Various Purpose Term Bonds. The proceeds of these bonds retired bond anticipation notes that were used to make improvements to the Job and Family Services building. The bonds were sold at a premium of \$903 that will be amortized over the life of the bonds using the straight-line method. These bonds are backed by the full faith and credit of the County and are being retired from the Bond Retirement Debt Service Fund using General Fund property tax revenues as well as rent received from the Department of Job and Family Services. The bonds were issued for a twenty year period with final maturity in 2026.

On September 24, 2009, the County issued \$2,270,000 in Various Purpose Improvement Serial Bonds. The proceeds of these bonds retired bond anticipation notes that were granted to the City of Zanesville to be used for an extension of a road within the city limits, construct a road to Eastpointe, acquiring a County building, and acquiring and improving two parcels of land to provide parking. The outstanding portion of the bonds that were used as a grant to the City of Zanesville, and as such are considered non-capital related debt, is \$645,000 at December 31, 2015. The bonds were sold at a premium of \$14,987 that will be amortized over the life of the bonds using the straight-line method. These bonds are backed by the full faith and credit of the County and are being retired from the Bond Retirement Debt Service Fund using General Fund property tax revenues. The bonds were issued for a twenty year period with final maturity in 2029.

On June 3, 2009, the County issued \$9,425,000 of County Facilities Improvement General Obligation Refunding serial bonds that were used to refund the 1998 County Facilities Refunding Bonds, the 1999 Child Support Enforcement Building Bonds, and the 1999 Juvenile Detention Facility Bonds. The general obligation refunding bonds were sold at a premium of \$150,492 that will be amortized over the term of the bonds. The refunding resulted in a current refunding of the 1998 County Facilities Refunding Bonds in the amount of \$3,105,000 and an advance refunding of the 1999 Child Support Enforcement Building and Juvenile Detention Facility Bonds in the amounts of \$2,645,000 and \$3,315,000, respectively. \$6,223,607, (after premium, underwriting fees, and other issuance costs) was deposited into an irrevocable trust to provide for all future debt service payments on the refunded 1999 bonds. On December 1, 2009, the 1999 refunded general obligation bonds were called and paid in full and the escrow account was closed. As a result of the total refunding, \$9,065,000 of the refunded bonds is considered defeased and the liability is removed from the statement of net position. The refunding resulted in a difference between the net carrying amount of the debt and the acquisition price in the amount of \$331,367. This difference, reported in the accompanying financial statements as a deferred amount on refunding, is being amortized to interest expense through the year 2027. The amount amortized for 2015 is \$17,440 leaving an unamortized balance of \$209,280. The bonds are backed by the full faith and credit of the County and are being retired from the Bond Retirement Debt Service Fund using General Fund property tax revenues. The bonds were issued for an eighteen year period with final maturity in 2027.

Muskingum County, Ohio

Notes to the Basic Financial Statements For the Year Ended December 31, 2015

On July 10, 2012, the County issued \$1,655,000 of Various Purpose General Obligation Refunding Serial Bonds that were used to refund the 2002 Various Purpose Serial and Term Bonds. The general obligation refunding bonds were sold at a premium of \$71,987 that will be amortized over the term of the bonds. The refunding resulted in an advance refunding of the 2002 Various Purpose Serial and Term Bonds in the amount of \$1,780,000. \$1,838,410, (after premium, underwriting fees, and other issuance costs) was deposited into an irrevocable trust to provide for all future debt service payments on the refunded 2002 bonds. On December 3, 2012, the 2002 refunded general obligation bonds were called and paid in full and the escrow account was closed. As a result of the total refunding, \$1,780,000 of the refunded bonds is considered defeased and the liability is removed from the statement of net position. The refunding resulted in a difference between the net carrying amount of the debt and the acquisition price in the amount of \$58,410. This difference, reported in the accompanying financial statements as a deferred amount on refunding, is being amortized to interest expense through the year 2022. The amount amortized for 2015 is \$5,841 leaving an unamortized balance of \$40,887. The bonds are backed by the full faith and credit of the County and are being retired from the Bond Retirement Debt Service Fund using General Fund property tax revenues as well as intergovernmental payments received from the County Fairboard. The bonds were issued for a ten year period with final maturity in 2022.

On May 1, 2013, the County issued \$200,000 in Job and Family Services Private Placement Bonds. The proceeds of the bonds were used to pay costs of improving and remodeling the Job and Family Services Building. The Bonds are backed by the full faith and credit of the County and are being retired from the Bond Retirement Debt Service Fund using General Fund property tax revenues as well as rent received from the Department of Job and Family Services. The bonds were issued for a fourteen year period with final maturity in 2027.

Annual debt service requirements to maturity for general obligation bonds are as follows:

Year Ending December 31,	Principal	Interest	Total
2016	\$1,249,420	\$240,292	\$1,489,712
2017	1,264,800	203,842	1,468,642
2018	963,170	164,297	1,127,467
2019	993,580	132,807	1,126,387
2020	343,970	93,397	437,367
2021-2025	1,382,420	289,964	1,672,384
2026-2029	701,860	69,721	771,581
Total	<u>\$6,899,220</u>	<u>\$1,194,320</u>	<u>\$8,093,540</u>

Special Assessment Bonds

During 1996, the County issued \$610,000 in Nob Hill Special Assessment Bonds. The proceeds of these bonds were used to pay the costs of planning and constructing sewer lines. The bonds were issued for a twenty year period with final maturity in 2016.

During 2008, the County issued \$103,507 and during 2009 issued \$68,535 in Rose Hill Road Area Waterline Special Assessment OWDA Bonds. The bonds were used to pay the costs of planning and constructing a water line that the County granted to the Village of Roseville. The bonds were issued for a thirty year period with final maturity in 2039.

Muskingum County, Ohio

Notes to the Basic Financial Statements For the Year Ended December 31, 2015

On July 10, 2012, the County issued \$130,000 of Various Purpose General Obligation Refunding Serial Bonds that were used to refund the 2002 Various Purpose Serial and Term Bonds. The general obligation refunding bonds were sold at a premium of \$5,740 that will be amortized over the term of the bonds. The refunding resulted in an advance refunding of the 2002 Various Purpose Serial and Term Bonds in the amount of \$135,000. \$139,427, (after premium, underwriting fees, and other issuance costs) was deposited into an irrevocable trust to provide for all future debt service payments on the refunded 2002 bonds. On December 3, 2012, the 2002 refunded general obligation bonds were called and paid in full and the escrow account was closed. As a result of the total refunding, \$135,000 of the refunded bonds is considered defeased and the liability is removed from the statement of net position. The refunding resulted in a difference between the net carrying amount of the debt and the acquisition price in the amount of \$4,427. This difference, reported in the accompanying financial statements as a deferred amount on refunding, is being amortized to interest expense through the year 2022. The amount amortized during 2015 was \$443 leaving an unamortized balance of \$3,098. The bonds were issued for a ten year period with final maturity in 2022.

On November 13, 2013, the County issued \$46,600 of Various Purpose Capital Facilities Refunding Bonds that consisted of \$38,400 in serial bonds and \$8,200 in term bonds that were used to current refund the 2003 Capital Facilities Refunding Serial and Term Bonds. These special assessment refunding bonds were sold at a premium of \$1,173 that will be amortized over the term of the bonds. The refunding resulted in no difference between the net carrying amount of the debt and the reacquisition price. However, the unamortized deferred amount on refunding from the 2003 refunded bonds, in the amount of \$6,624 will be amortized to interest expense through the year 2028. The amount amortized during 2015 was \$442 leaving an unamortized balance of \$5,298. The bonds were issued for a fifteen year period with final maturity in 2028.

All special assessment bonded debt will be repaid from the Special Assessment Debt Service Fund with proceeds of special assessments levied against benefited property owners. In the event the property owners do not pay their assessments, the County would be responsible for the debt service payment.

Special assessment bond debt service requirements to maturity are as follows:

Year Ending December 31,	Principal	Interest	Total
2016	\$63,400	\$6,751	\$70,151
2017	13,300	3,333	16,633
2018	18,300	3,068	21,368
2019	18,200	2,701	20,901
2020	18,200	2,187	20,387
2021-2025	45,100	4,319	49,419
2026-2028	8,200	636	8,836
Total	<u>\$184,700</u>	<u>\$22,995</u>	<u>\$207,695</u>

Special assessment OWDA debt service requirements to maturity are as follows:

Muskingum County, Ohio

Notes to the Basic Financial Statements For the Year Ended December 31, 2015

Year Ending December 31,	Principal	Interest	Total
2016	\$3,774	\$6,377	\$10,151
2017	3,935	6,217	10,152
2018	4,103	6,049	10,152
2019	4,277	5,875	10,152
2020	4,459	5,693	10,152
2021-2025	25,306	25,453	50,759
2026-2030	31,167	19,592	50,759
2031-2035	38,385	12,374	50,759
2036-2039	37,015	3,591	40,606
Total	\$152,421	\$91,221	\$243,642

Mandatory Redemptions for Governmental General Obligation and Special Assessment Bonds

The various purpose 2006 bond issue consisted of serial and term bonds. Governmental activities general obligation bonds in the amount of \$115,000 mature in the year 2022 and \$145,000 mature in the year 2026. The bonds maturing on December 1, 2022 are subject to mandatory sinking fund redemption in part by lot on December 1, 2021 (with the balance of \$60,000 to be paid at stated maturity on December 1, 2022) at a redemption price equal to 100 percent of the principal amount redeemed, plus accrued interest to the redemption date, as follows:

Year	Amount
2021	\$55,000

The term bonds maturing on December 1, 2026 are subject to mandatory sinking fund redemption in part by lot on December 1, 2025 (with the balance of \$75,000 to be paid at stated maturity on December 1, 2026) at a redemption price equal to 100 percent of the principal amount redeemed, plus accrued interest to the redemption date, as follows:

Year	Amount
2025	\$70,000

The 2013 capital facilities refunding bond issue consisted of serial and term bonds. Governmental activities special assessment term bonds in the amount of \$8,200 mature in the year 2028. These bonds are subject to mandatory sinking fund redemption (with the balance of \$2,680 to be paid at maturity on December 1, 2028) at a redemption price equal to 100 percent of the principal amount redeemed on December 1 in the years and amounts as follows:

Year	Amount
2026	\$2,840
2027	2,680

Optional Redemptions

The series 2006 bonds maturing on or after December 1, 2017 are subject to prior redemption on or after December 1, 2016 by and at the sole option of the County, either in whole or in part on any date in integral multiples of \$5,000, at a redemption price equal to 100 percent of the principal amount redeemed, plus accrued interest to the redemption date.

Muskingum County, Ohio

Notes to the Basic Financial Statements For the Year Ended December 31, 2015

The series 2009 improvement bonds maturing on or after December 1, 2020 are subject to prior redemption on or after December 1, 2019 by and at the sole option of the County, either in whole or in part on any date, in integral multiples of \$5,000, at a redemption price equal to 100 percent of the principal amount redeemed, plus accrued interest to the redemption date.

The series 2009 refunding bonds maturing on or after December 1, 2020 are subject to prior redemption on or after December 1, 2019 by and at the sole option of the County, either in whole or in part on any date, in integral multiples of \$5,000, at a redemption price equal to 100 percent of the principal amount redeemed, plus accrued interest to the redemption date.

The series 2013 refunding bonds maturing on or after December 1, 2024 are subject to prior redemption on or after December 1, 2023 by and at the sole option of the County, either in whole or in part, on any date, in integral multiples of \$5,000, at a redemption price equal to 100 percent of the principal amount redeemed, plus interest accrued to the redemption date.

Ohio Water Development Authority (OWDA) Loans

During 2015, the County issued \$71,018 in an OWDA loan to be used for mine subsidence relocations in a targeted area of the County. During 2015, this loan was retired with grant proceeds received by the Block Grants Special Revenue Fund.

Ohio Public Works Commission (OPWC) Loan

During 2014, the County entered into a contractual agreement for a construction loan from OPWC. Under the term of this agreement, OPWC will reimburse, advance, or directly pay the construction costs of the approved project. OPWC will capitalize administrative costs and construction interest and add them to the total amount of the final loan. As of December 31, 2015, the Issue II Capital Projects Fund received \$464,083 of this interest free loan. This loan will be repaid from revenues of the Motor Vehicle and Gasoline Tax Special Revenue Fund.

Principal requirements to maturity are as follows:

Year Ending December 31,	Principal
2016	\$7,735
2017	15,469
2018	15,469
2019	15,469
2020	15,469
2021-2025	77,347
2026-2030	77,347
2031-2035	77,347
2036-2040	77,347
2041-2045	77,347
2046	7,737
Total	<u>\$464,083</u>

Compensated Absences

The County will pay compensated absences from the General Fund, and the Public Assistance, Starlight School Levy, Children Services Levy, Dog and Kennel, Child Support Enforcement Agency, Real Estate Assessment, Miscellaneous Federal Grants, Delinquent Real Estate Tax and Assessment Collection, Tuberculosis Clinic, Block Grants, Home Detention (Electronic Monitor), Senior Citizens Levy, Felony Delinquent Care and Custody, Sheriff Levy, Motor Vehicle and Gasoline Tax, Law Library Resources, Concealed Weapon, and Wireless 911 Special Revenue Funds.

Muskingum County, Ohio

Notes to the Basic Financial Statements For the Year Ended December 31, 2015

Workers' Compensation Claims Payable

The County has a liability for workers' compensation as part of the State Workers' Compensation retrospective rating and payment program. The County will pay the claims payable from accumulated resources in the Workers' Compensation Internal Service Fund. These amounts have been paid in prior years from the General Fund, and the Public Assistance, Motor Vehicle and Gasoline Tax, Starlight School Levy, Children Services, Dog and Kennel, Child Support Enforcement Agency, Real Estate Assessment, Miscellaneous Federal Grants, Access Visitation, Delinquent Real Estate Tax and Assessment Collection, Tuberculosis Clinic, Block Grants, County Courts, Community Corrections, Home Detention (Electronic Monitor), Senior Citizens Levy, Felony Delinquent Care and Custody, Victim of Criminals, Sheriff Levy, Wireless 911, Law Library Resources, Concealed Weapon, and Sheriff Commissary Special Revenue Funds, and Sewer and Water Enterprise Fund.

Net Pension Liability

The County pays obligations related to employee compensation from the fund benefitting from their service. See Note 12 for additional information relating to the net pension liability.

Long-Term Contracts Payable

An agreement between the State of Ohio, Department of Transportation (ODOT), and the Muskingum County Transportation Improvement District (District) was entered into on December 23, 1998. The agreement is for financing the construction of Northpointe Drive Extension located between the City of Zanesville and the Village of Dresden which is reported as part of the County's infrastructure.

The terms call for a loan to be made from the State to the Transportation Improvement District in the amount of \$11,060,000, plus the refinancing of projected accumulated interest in the amount of \$404,129, to be repaid over 20 years, which coincide with the terms of a cooperative agreement between Muskingum County, the District, and ODOT. The County, pursuant to the cooperative agreement, will make use payments to the Transportation Improvement District in an amount equal to the debt requirements. The County has pledged non-tax revenues for the purpose of making the required use payments. The County is accumulating revenues from a tax increment financing agreement to meet a portion of the required use payments.

As collateral for the loan, the State Infrastructure Bank has received an assignment of all use payments from the County and an assignment of tax increment financing from the Longaberger Company. As of December 31, 2014, the District had drawn down the total authorized amount of \$11,464,129 from the loan.

Based upon the cooperative agreement related to this exchange transaction, the County's financial statements reflect a long-term contract payable in the amount of \$3,513,335 at December 31, 2015. The long-term contracts payable amount reported in the County's financial statements is also reflected on the Transportation Improvement District's financial statements as a loan payable to the State Infrastructure Bank. The County has pledged non-tax revenues for the purpose of making the required use payments from the public works program. The County is also reporting the improvement as part of their infrastructure.

Capital Leases

The County has entered into capital leases for copiers, postage machines, vehicles, and road equipment. These leases will be repaid through the General Fund and the Public Assistance, Child Support Enforcement Agency, and Motor Vehicle and Gasoline Tax Special Revenue Funds.

Muskingum County, Ohio

Notes to the Basic Financial Statements For the Year Ended December 31, 2015

Business-Type Activities

General Obligation Bonds

On July 18, 2006, the County issued \$5,995,000 in various interest rate Various Purpose Serial Bonds and \$2,125,000 in various interest rate Various Purpose Term Bonds. The proceeds of these bonds were used to purchase increased sewer capacity from the City of Zanesville. The bonds were sold at a premium of \$8,132 that will be amortized over the life of the bonds using the straight-line method. These bonds are backed by the full faith and credit of the County and will be repaid from Sewer Enterprise Fund revenues. The bonds were issued for a twenty year period with final maturity in 2026.

On September 24, 2009, the County issued \$2,135,000 in various interest rate Various Purpose Improvement Serial Bonds. The proceeds of these bonds retired bond anticipation notes that were used to acquire capacity for the treatment of sanitary sewage and construct a waterline and sanitary sewer improvements to Eastpointe Industrial Park. The bonds were sold at a premium of \$6,954 that will be amortized over the life of the bonds using the straight-line method. These bonds are backed by the full faith and credit of the County and will be repaid from Sewer and Water Enterprise Funds' revenues. The bonds were issued for a twenty year period with final maturity in 2029.

On June 3, 2009, the County issued \$1,105,000 of County Facilities Improvement General Obligation Refunding serial and term bonds that were used to refund the 1999 East Muskingum Sewer General Obligation Refunding Bonds. The general obligation refunding bonds were sold at a premium of \$3,513 that will be amortized over the term of the bonds. The refunding resulted in advance refunding of the 1999 bonds. \$1,087,513, (after premium, underwriting fees, and other issuance costs) were deposited into an irrevocable trust to provide for all future debt service payments on the refunded bonds. On December 1, 2009, the 1999 refunded general obligation bonds were called and paid in full and the escrow account was closed. As a result of the total refunding, \$1,045,000 of the refunded bonds is considered defeased and the liability is removed from the statement of net position. The refunding resulted in a difference between the net carrying amount of the debt and the acquisition price in the amount of \$91,330. This difference, reported in the accompanying financial statements as a deferred amount on refunding, is being amortized to interest expense through the year 2027. The amount amortized for 2015 is \$4,807 leaving an unamortized balance of \$57,684. The bonds are backed by the full faith and credit of the County and will be repaid from Sewer Enterprise Fund revenues. The bonds were issued for an eighteen year period with final maturity in 2027.

On July 10, 2012, the County issued \$940,000 of Various Purpose General Obligation Refunding Serial Bonds that were used to refund the 2002 Various Purpose Serial and Term Bonds. The general obligation refunding bonds were sold at a premium of \$41,018 that will be amortized over the term of the bonds. The refunding resulted in an advance refunding of the 2002 Sewer Improvement Serial and Term Bonds in the amount of \$995,000. \$1,027,644, (after premium, underwriting fees, and other issuance costs) was deposited into an irrevocable trust to provide for all future debt service payments on the refunded 2002 bonds. On December 3, 2012, the 2002 refunded general obligation bonds were called and paid in full and the escrow account was closed. As a result of the total refunding, \$995,000 of the refunded bonds is considered defeased and the liability is removed from the statement of net position. The refunding resulted in a difference between the net carrying amount of the debt and the reacquisition price in the amount of \$32,644. This difference, reported in the accompanying financial statements as a deferred amount on refunding, is being amortized to interest expense through the year 2022. The amount amortized for 2015 is \$3,264 leaving an unamortized balance of \$22,852. The bonds are backed by the full faith and credit of the County and are being retired with Sewer Enterprise Fund revenues. The bonds were issued for a ten year period with final maturity in 2022.

Muskingum County, Ohio

Notes to the Basic Financial Statements For the Year Ended December 31, 2015

On November 13, 2013, the County issued \$6,498,400 of Various Purpose Capital Facilities Refunding Serial and Term Bonds that were used to current refund the 2003 Capital Facilities Refunding Serial and Term Bonds. The 2003 refunded bonds were originally issued for a 27 year period and were called on December 1, 2013. The refunding bonds were sold at a premium of \$142,638 that will be amortized over the term of the bonds. As a result of the refunding, \$6,533,000 of the refunded bonds is considered defeased and the liability is removed from the statement of net position. The refunding resulted in a difference between the net carrying amount of the refunded debt and the reacquisition price in the amount of \$9,792. This difference, together with the unamortized balance of the 2003 refunded difference, in the total amount of \$448,715, is reported in the accompanying financial statements as a deferred amount on refunding and is being amortized to interest expense through the year 2028. The amount amortized for 2015 is \$35,876 leaving an unamortized balance in the amount of \$353,703. The bonds are backed by the full faith and credit of the County and are being retired with Sewer and Water Enterprise Funds' revenues. The bonds were issued for a fifteen year period with final maturity in 2028.

Annual debt service requirements to maturity for general obligation bonds are as follows:

Year Ending December 31,	Principal	Interest	Total
2016	\$1,134,600	\$480,527	\$1,615,127
2017	1,134,700	447,642	1,582,342
2018	1,206,700	414,623	1,621,323
2019	1,211,800	378,774	1,590,574
2020	1,266,800	340,987	1,607,787
2021-2025	6,378,900	1,027,685	7,406,585
2026-2029	1,513,800	114,185	1,627,985
Total	<u>\$13,847,300</u>	<u>\$3,204,423</u>	<u>\$17,051,723</u>

Mandatory Redemptions for Business-Type General Obligation Bonds

The various purpose 2006 bond issue consisted of serial and term bonds. Business-type general obligation bonds in the amount of \$970,000 mature in the year 2022 and \$1,155,000 mature in the year 2026. The bonds maturing on December 1, 2022 are subject to mandatory sinking fund redemption in part by lot on December 1, 2021 (with the balance of \$495,000 to be paid at stated maturity on December 1, 2022) at a redemption price equal to 100 percent of the principal amount redeemed, plus accrued interest to the redemption date, as follows:

Year	Amount
2021	\$475,000

The term bonds maturing on December 1, 2026 are subject to mandatory sinking fund redemption in part by lot on December 1, 2025 (with the balance of \$590,000 to be paid at stated maturity on December 1, 2026) at a redemption price equal to 100 percent of the principal amount redeemed, plus accrued interest to the redemption date, as follows:

Year	Amount
2025	\$565,000

Muskingum County, Ohio

Notes to the Basic Financial Statements For the Year Ended December 31, 2015

The 2009 refunding bond issue consisted of serial and term bonds. Business-type general obligation bonds in the amount of \$275,000 mature in the year 2023 and \$250,000 mature in the year 2027. The term bonds maturing in 2023 are subject to mandatory sinking fund redemption in part by lot on December 1 in each of the years 2020 through 2022 (with the balance of \$75,000 to be paid at stated maturity on December 1, 2023) at a redemption price equal to 100 percent of the principal amount redeemed, plus accrued interest to the redemption date, as follows:

<u>Year</u>	<u>Amount</u>
2020	\$60,000
2021	65,000
2022	75,000
	<u>\$200,000</u>

The term bonds maturing in 2027 are subject to mandatory sinking fund redemption in part by lot on December 1 in each of the years 2024 through 2026 (with the balance of \$15,000 to be paid at stated maturity on December 1, 2027) at a redemption price equal to 100 percent of the principal amount redeemed, plus accrued interest to the redemption date, as follows:

<u>Year</u>	<u>Amount</u>
2024	\$75,000
2025	80,000
2026	80,000
	<u>\$235,000</u>

The 2013 capital facilities refunding bond issue consisted of serial and term bonds. Business-Type activities general obligation term bonds in the amount of \$266,800 mature in the year 2028. These bonds are subject to mandatory sinking fund redemption (with the balance of \$87,320 to be paid at maturity on December 1, 2028) at a redemption price equal to 100 percent of the principal amount redeemed on December 1 in the years and amounts as follows:

<u>Year</u>	<u>Amount</u>
2026	\$92,160
2027	87,320
	<u>\$179,480</u>

Optional Redemptions

The series 2006 bonds maturing on or after December 1, 2017 are subject to prior redemption on or after December 1, 2016 by and at the sole option of the County, either in whole or in part on any date in integral multiples of \$5,000, at a redemption price equal to 100 percent of the principal amount redeemed, plus accrued interest to the redemption date.

The series 2009 improvement bonds maturing on or after December 1, 2020 are subject to prior redemption on or after December 1, 2019 by and at the sole option of the County, either in whole or in part on any date, in integral multiples of \$5,000, at a redemption price equal to 100 percent of the principal amount redeemed, plus accrued interest to the redemption date.

The series 2009 refunding bonds maturing on or after December 1, 2020 are subject to prior redemption on or after December 1, 2019 by and at the sole option of the County, either in whole or in part on any date, in integral multiples of \$5,000, at a redemption price equal to 100 percent of the principal amount redeemed, plus accrued interest to the redemption date.

Muskingum County, Ohio

Notes to the Basic Financial Statements For the Year Ended December 31, 2015

The 2013 refunding bonds maturing on or after December 1, 2024 are subject to prior redemption on or after December 1, 2023 by and at the sole option of the County, either in whole or in part, on any date, in integral multiples of \$5,000, at a redemption price equal to 100 percent of the principal amount redeemed, plus interest accrued to the redemption date.

Ohio Water Development Authority (OWDA) Loans - Sewer Enterprise Fund

The County has pledged future sewer customer revenues, net of specified operating expenses, to repay \$10,840,264 (original issue amount) in sewer system OWDA loans issued between 1989 and 2015. Proceeds from these loans provided financing for various sewer projects. The loans are payable solely from sewer customer net revenues and are payable through 2039. Annual principal and interest payments on the loans as compared to net future revenues are not estimable but are expected to be less than net revenues in each year the loans are outstanding. The total principal and interest remaining to be paid on the loans is \$9,856,705. Principal and interest paid for the current year and total customer net revenues were \$454,742 and \$2,240,412, respectively.

Ohio Water Development Authority (OWDA) Loans - Water Enterprise Fund

The County has pledged future water customer revenues, net of specified operating expenses, to repay \$10,093,186 (original issue amount) in water system OWDA loans issued between 2002 and 2015. Proceeds from these loans provided financing for various water projects. The loans are payable solely from water customer net revenues and are payable through 2044. Annual principal and interest payments on the loans as compared to net future revenues are not estimable but are expected to be less than net revenues in each year the loans are outstanding. The total principal and interest remaining to be paid on the loans is \$7,765,103. Principal and interest paid for the current year and total customer net revenues were \$464,807 and \$2,210,707, respectively.

The OWDA loan amortization schedules for the Avondale sewer project and the Western Heights Waterline water project will not be available until the entire amount of the loans have been drawn down or the projects are complete. Annual debt service requirements to maturity for the remaining OWDA loans are as follows:

<u>Year Ending December 31,</u>	<u>Principal</u>	<u>Interest</u>	<u>Total</u>
2016	\$535,021	\$316,400	\$851,421
2017	545,526	306,179	851,705
2018	556,366	295,636	852,002
2019	567,552	284,758	852,310
2020	579,097	273,534	852,631
2021-2025	3,082,203	1,186,276	4,268,479
2026-2030	3,119,052	853,919	3,972,971
2031-2035	2,421,471	500,586	2,922,057
2036-2040	1,796,197	154,588	1,950,785
2041-2044	241,459	5,988	247,447
Total	<u>\$13,443,944</u>	<u>\$4,177,864</u>	<u>\$17,621,808</u>

Ohio Public Works Commission (OPWC) Loan

During 2015, the County entered into a contractual agreement for a construction loan from OPWC. Under the term of this agreement, OPWC will reimburse, advance, or directly pay the construction costs of the Avondale Sewer project. OPWC will capitalize administrative costs and construction interest and add them to the total amount of the final loan. As of December 31, 2015, the Sewer Enterprise Fund received \$144,317 of the total approved interest free loan of \$1,119,541. This loan will not have an accurate repayment schedule until the loan is finalized.

Compensated Absences

The County will pay compensated absences from the Sewer and Water Enterprise Funds.

Muskingum County, Ohio

**Notes to the Basic Financial Statements
For the Year Ended December 31, 2015**

Net Pension Liability

The County pays obligations related to employee compensation from the fund benefitting from their service. See Note 12 for additional information relating to the net pension liability.

Conduit Debt, Legal Debt Margin and Bond Insurance

Pursuant to State Statute, various industrial revenue bonds have been entered into for private industry within the County. The proceeds of the industrial revenue bonds are used by the various private industries for new construction or improvements. The bonds are to be repaid by the recipients of the proceeds and do not represent an obligation of the County. As of December 31, 2015, \$304,000,000 of industrial revenue bonds have been entered into, and \$295,000,000 remained outstanding.

The County's overall legal debt margin at December 31, 2015 was \$35,388,883.

NOTE 18 - INTERFUND TRANSACTIONS

Interfund balances at December 31, 2015, consist of the following individual fund receivables and payables:

<u>Interfund Payable</u>	<u>Interfund Receivable</u>				
	<u>Major Funds</u>				
	General	Public Assistance	Sewer	Water	Total
Major Funds:					
General	\$0	\$0	\$2,539	\$1,700	\$4,239
Public Assistance	103,334	0	0	0	103,334
Children Services Levy	7,263	0	2,037	0	9,300
Sewer	129,334	0	0	0	129,334
Water	71,819	0	0	0	71,819
Other Nonmajor Governmental	349,882	52,115	0	805	402,802
Total All Funds	\$661,632	\$52,115	\$4,576	\$2,505	\$720,828

The above interfund receivables/payables are due to time lags between the dates interfund goods and services are provided, transactions recorded in the accounting system, and payments between funds were made. All amounts are expected to be repaid within one year.

On December 1, 2012, the County issued a bond anticipation note for a five year period at a rate of 2.5 percent. The County has purchased this note as an investment. The County has identified the Sewer Enterprise Fund as the fund that received the proceeds and the Starlight School Levy Special Revenue Fund as the fund that purchased the investment. For reporting purposes, these transactions are reflected as an interfund receivable and an interfund payable in the respective funds. The following interfund transactions will be repaid over the next two years and is pledged to be repaid from the Sewer Enterprise Fund's future sewer customer revenues net of specified operating expenses:

<u>Interfund Payable</u>	<u>Interfund Receivable</u>
	<u>Major Fund</u>
Major Fund:	<u>Starlight School Levy</u>
Sewer	<u>\$4,640,800</u>

Muskingum County, Ohio

Notes to the Basic Financial Statements For the Year Ended December 31, 2015

Principal and interest payments made during 2015 were \$156,900 and \$119,942, respectively. Principal and interest requirements to maturity on this bond anticipation note is as follows:

Year Ending December 31,	Principal	Interest	Total
2016	\$160,800	\$116,020	\$276,820
2017	4,480,000	112,000	4,592,000
Total	\$4,640,800	\$228,020	\$4,868,820

Interfund transfers during 2015 consisted of the following:

Transfer from	Transfer to				Totals
	Major Funds			Other Nonmajor	
	Public Assistance	Sewer	Water		
Major Funds:					
General Fund	\$254,981	\$7,108	\$7,108	\$3,653,413	\$3,922,610
Public Assistance	0	0	0	88,278	88,278
Sewer	0	0	0	44,503	44,503
Water	0	0	0	3,581	3,581
Other Nonmajor					
Governmental	0	0	0	454,159	454,159
Total All Funds	\$254,981	\$7,108	\$7,108	\$4,243,934	\$4,513,131

Transfers were used to move revenues from the fund that statute or budget requires to collect them to the fund that statute or budget requires to expend them; to move receipts restricted to debt service from the funds collecting the receipts to the debt service fund as debt service payments become due, to move monies to the General Fund pursuant to court orders, and to use unrestricted revenues collected in the General Fund to finance various programs accounted for in other funds in accordance with budgetary authorizations. During 2015, the General Fund forgave an outstanding advance to the Block Grants Special Revenue Fund in the amount of \$3,000. As a result, this amount was reclassified to a transfer and the interfund receivable and payable was eliminated.

NOTE 19 - JOINTLY GOVERNED ORGANIZATIONS

A. SouthEastern Ohio Joint Solid Waste Management District

The County is a member of the SouthEastern Ohio Joint Solid Waste Management District (District), which is a jointly governed organization. The District provides for management strategies and local government funding on behalf of the participating counties regarding contractual arrangements with private solid waste disposal facilities, which would assure continued access to adequate disposal capacity for the District. The District was created in 1989 as required by the Ohio Revised Code.

Muskingum County, Ohio

Notes to the Basic Financial Statements For the Year Ended December 31, 2015

The District is governed and operated through three groups. An eighteen member board of directors, comprised of three commissioners from each county, is responsible for the District's financial matters. Financial records were maintained by Muskingum County until May 1993 at which time Noble County assumed the responsibility. The Board exercises total control over the operations of the District including budgeting, appropriating, contracting, and designating management. Each participant's degree of control is limited to its representation on the Board. A forty-three member policy committee, comprised of seven members from each county and one at-large member appointed by the policy committee, is responsible for preparing the solid waste management plan of the District in conjunction with a Technical Advisory Council whose members are appointed by the policy committee. The District's sole revenue source is a waste disposal fee for in-district and out-of-district waste. No contributions were received from the County during 2015. Financial information can be obtained from Robert Reiter, District Coordinator, 46049 Marietta Road, Suite 6, Caldwell, Ohio 43724-9124.

B. Mental Health and Recovery Services Board

The Mental Health and Recovery Services Board is a jointly governed organization whose participants are Muskingum, Coshocton, Guernsey, Perry, Morgan, and Noble Counties. The Board has the responsibility for development, coordinated continuation and ongoing modernization, funding, monitoring, and evaluation of community-based mental health and substance abuse programming. The Board is managed by an eighteen member board of trustees; three appointed by the Muskingum County Commissioners, seven appointed by the commissioners of the other participating counties, four by the director of the State Department of Alcohol and Drug Addiction, and four appointed by the Director of the State Department of Mental Health. The Board exercises total control over the operations including budgeting, appropriating, contracting, and designating management. Each participant's degree of control is limited to its representation on the Board.

During 2015, Muskingum County contributed \$1,115,140 in tax levy revenue money through a 1.0 mill levy. The remaining revenues are provided by levies from other member counties, and state and federal grants awarded to the multi-county board. Since Muskingum County serves as the fiscal agent for the Board, the financial activity, other than the property tax levy revenue, is presented in an agency fund. Financial information can be obtained from The Muskingum Area Mental Health and Recovery Services Board, 1205 Newark Road, Zanesville, Ohio 43701.

C. Mid East Ohio Regional Council of Governments (MEORC)

The Mid East Ohio Regional Council of Governments (MEORC) is a jointly governed organization which serves seventeen counties in Ohio. MEORC provides services to the developmentally disabled residents in the participating counties. MEORC is governed by a Council made up of the superintendents of each county's Board of Developmental Disabilities. Revenues are generated by fees and state grants. MEORC has no outstanding debt. The Board exercises total control over the operations of the MEORC including budgeting, contracting, appropriating, and designating management. Each participant's degree of control is limited to its representation on the Board. During 2015, the County contributed \$1,307,514 to MEORC. The County reports cash with fiscal agent in the amount of \$3,390,091 for monies held by the organization. To obtain financial information, write to the Mid East Ohio Regional Council, Cathy Henthorn, who serves as Director of Financial Operations, 1 Avalon Road, Mt. Vernon, Ohio 43050.

Muskingum County, Ohio

Notes to the Basic Financial Statements For the Year Ended December 31, 2015

D. Southeast Area Transit Authority (SEAT)

The Southeast Area Transit Authority (SEAT) was created pursuant to State statutes in 1979. The County, the City of Zanesville, and the Village of South Zanesville appoint members to the SEAT's Board of Trustees which consists of ten members and serve overlapping three-year terms. The County appoints two members, the City of Zanesville appoints six members with the consent of City Council, and the remaining two members are appointed by the Guernsey County Commissioners and the Mayor of South Zanesville. The Board exercises total control over the operations of SEAT including budgeting, appropriating, contracting, and designating management. Each participant's degree of control is limited to its representation on the Board. During 2015, the County contributed \$10,000 to SEAT. The SEAT has no outstanding debt. The SEAT is a related organization of the City of Zanesville. Complete financial information can be obtained from the Southeast Area Transit Authority, 375 Fairbanks Street, Zanesville, Ohio 43701.

E. Muskingum Families & Children First Council

The Muskingum Families & Children First Council is a jointly governed organization created under Ohio Revised Code Section 121.37. The Council is comprised of the following members: Director of the Zanesville-Muskingum County General Health District, Superintendent of the Zanesville City School District, Superintendent of the Muskingum Valley Educational Service Center, Superintendent of the Muskingum County Board of Developmental Disabilities, Director of the ADAMH Board, Director of the Muskingum County Department of Job and Family Services, Director of the Muskingum County Children Services Board, Superintendent of Muskingum Starlight Industries, Inc., a United Way representative, an Eastside Community Services representative, a Zanesville Civic League representative, a Behavioral Health representative, a county commissioner, representatives from the public sector, and a representative from a local hospital. The Board exercises total control over the operations of the Council including budgeting, appropriating, contracting, and designating management. Each participant's degree of control is limited to its representation on the Board. During 2015, the County contributed \$33,760 to the Council. Financial information may be obtained from the Muskingum Families & Children First Council, 333 Putnam Avenue, Zanesville, Ohio 43701.

F. Area Agency on Aging

The Area Agency on Aging is a regional council of governments that assists nine counties including Muskingum County in providing services to senior citizens in the Council's service area. The Area Agency on Aging is governed by a board of directors comprised of one representative appointed by each participating county. The Area Agency on Aging receives Title III monies to be used for programs within the member counties. The Board exercises total control over the operations of the Agency including budgeting, appropriating, contracting, and designating management. Each participant's degree of control is limited to its representation on the Board. The Area Agency on Aging has no outstanding debt. During 2015, the County contracted with the Area Agency on Aging to provide senior citizens services. A local not-for-profit corporation (The Muskingum County Senior Citizens Center) provided the senior citizens services pursuant to the County's contract. Financial information can be obtained from the Area Agency on Aging, Region 9, 60788 Southgate Road, Byesville, Ohio 43723.

Muskingum County, Ohio

Notes to the Basic Financial Statements For the Year Ended December 31, 2015

G. Ohio Mid-Eastern Governments Association (OMEGA)

The Ohio Mid-Eastern Governments Association (OMEGA) is a ten-county regional council of governments comprised of Belmont, Carroll, Coshocton, Columbiana, Guernsey, Harrison, Holmes, Jefferson, Muskingum, and Tuscarawas Counties. OMEGA was formed to assist the participating counties in the application for Appalachian Regional Commission and Economic Development grant monies. OMEGA is governed by a seventeen member executive board comprised of members appointed from each participating county and cities within each county. City membership is voluntary. A county commissioner from each county currently appoints one member to the board of directors. The Board exercises total control over the operations of OMEGA including budgeting, appropriating, contracting, and designating management. Each participant's degree of control is limited to its representation on the Board. Each member currently pays a nine cent per capita membership fee based upon the most recent U.S. census. During 2015, OMEGA received \$9,168 from Muskingum County. OMEGA has no outstanding debt. Financial information can be obtained from OMEGA, P. O. Box 130, Cambridge, Ohio 43725.

H. Zanesville-Muskingum County Port Authority

The Zanesville-Muskingum County Port Authority (Authority) is a jointly governed organization under the laws of the State of Ohio. The Authority is governed by a five member board of directors. The board is comprised of two members appointed by Muskingum County, two members appointed by the City of Zanesville, and one member appointed jointly by the County and the City. The Board exercises total control over the operations of the Authority including budgeting, appropriating, contracting, and designating management. Each participant's degree of control is limited to its representation on the Board. The Authority's primary function is to promote economic growth and development in the County. The Authority derives its revenues from rental income, interest income, and annual contributions from the County and the City. Financial information may be obtained from the Zanesville-Muskingum County Port Authority, 205 North Fifth Street, Zanesville, Ohio 43701.

I. Perry Multi-County Juvenile Facility

The Perry Multi-County Juvenile Facility (Facility) is a jointly governed organization created to rehabilitate juvenile offenders in lieu of commitment to the Ohio Department of Youth Services. The Facility has an eight member governing board that consists of one juvenile court judge, or designee, from the counties of Coshocton, Delaware, Fairfield, Knox, Licking, Morgan, Muskingum, and Perry. The Facility also has an executive committee that handles the daily operations of the Facility and reports to the governing board. The executive committee is composed of the officers of the governing board. The Board exercises total control over the operations of the Facility including budgeting, appropriating, contracting, and designating management. Each participant's degree of control is limited to its representation on the Board. The Facility's revenues will consist of an annual grant applied for by the Director of the Facility and charges for services from the participating counties. During 2015, the County made no contributions to the Facility for the housing of juvenile offenders. Financial information can be obtained from the Perry Multi-County Juvenile Facility, 1625 Commerce Drive, New Lexington, Ohio 43764.

Muskingum County, Ohio

Notes to the Basic Financial Statements For the Year Ended December 31, 2015

J. Muskingum County Center for Seniors

The Muskingum County Center for Seniors (Center) is a jointly governed organization which operates as a not-for-profit organization created under 501(c)(3) of the Internal Revenue Code. The Center provides various services to seniors, including transportation services, nutritional and physical fitness information and instruction, meals, and legal counseling. The Center is governed by a seven member board consisting of three members appointed by the Muskingum County Board of County Commissioners, three members appointed by the Mayor of the City of Zanesville, and one member appointed by the above appointed six members. The Board exercises total control over the operations of the Center including budgeting, appropriating, contracting, and designating management. Each participant's degree of control is limited to its representation on the Board. The Center was the recipient of support from the Muskingum County Senior Services Levy. During 2015, Muskingum County contributed \$667,655 in tax levy revenue. Additional revenue is provided through contracts with the Area Agency on Aging. Financial information can be obtained from the Muskingum County Center for Seniors, 200 Sunrise Center Drive, Zanesville, Ohio 43701.

NOTE 20 - RELATED ORGANIZATIONS

A. Muskingum County Convention Facilities Authority

The Muskingum County Convention Facilities Authority (Authority) was created pursuant to State statutes for the purpose of acquiring, constructing, equipping, and operating a convention facility in Muskingum County. The Authority operates under the direction of an eleven member appointed board of directors. The board consists of six members appointed by Muskingum County, three members appointed by the Mayor of the City of Zanesville and two members appointed by the remaining municipal corporations located within the County. The Authority receives funding in the form of excise tax on hotels and motels in the amount of three percent of each transaction occurring within the boundaries of Muskingum County. The County is prohibited from contributing to the operations of the Authority by State Law. During 2015, the Authority received \$546,660 from excise taxes and rental income. The Authority has no outstanding debt. Financial information can be obtained from the Muskingum County Convention Facilities Authority, 205 North Fifth Street, Zanesville, Ohio 43701.

B. Zanesville Metropolitan Housing Authority

The Zanesville Metropolitan Housing Authority (Authority) was created in 1938, and currently operates pursuant to Ohio Revised Code Section 3735.27. The Authority is governed by a five member board. Muskingum County appoints three members and the City of Zanesville appoints two members. The board adopts their own appropriations, is their own contracting authority, hires and fires their own staff, authorizes all expenditures, and does not rely on the County or the City to finance deficits. The Authority receives funding from the federal government in the form of grants. All monies are received directly by the Authority in the Authority's name. The Authority has no outstanding debt. Financial information can be obtained from the Zanesville Metropolitan Housing Authority, 407 Pershing Road, Zanesville, Ohio 43701.

C. Muskingum Valley Park District

The Muskingum Valley Park District was created pursuant to the laws of the State of Ohio. The Park District is a legally separate entity which is governed by a three member board appointed by the probate court judge. The Park District Board may adopt budgets, hire and fire employees, and issue revenue debt without the approval of the County. The Park District received local government monies during 2015. The County serves as fiscal agent for the Park District and the activity is reflected in the Park District Agency Fund. Financial information can be obtained from Muskingum Valley Park District, 1720 Euclid Avenue, Zanesville, Ohio 43701.

Muskingum County, Ohio

Notes to the Basic Financial Statements For the Year Ended December 31, 2015

D. Muskingum County Library System

The Muskingum County Library System (the Library), was organized as a county district library in 1988 under the laws of the State of Ohio. The Library has its own Board of Trustees of seven members who are appointed by the Muskingum County Commissioners and the Muskingum County Common Pleas Court. Appointments are for seven year terms and members serve without compensation. Under Ohio statutes, the Library is a body corporate and politic capable of being sued, contracting, acquiring, holding, possessing, and disposing of real property, and of exercising the rights and privileges conveyed to it by the constitution and laws of Ohio. The Library also determines and operates under its own budget. Control and management of the Library is governed by Sections 3375.33 to 3375.39 of the Ohio Revised Code with administration of the day-to-day operations of the Library being the responsibility of the Director and the financial accountability being solely that of the Fiscal Officer. The Library provides the community with various educational and literary resources. Financial information can be obtained from the Muskingum County Library System, 220 North Fifth Street, Zanesville, Ohio 43701.

NOTE 21 - PUBLIC ENTITY POOLS

A. County Risk Sharing Authority, Inc.

The County Risk Sharing Authority, Inc. (CORSA) is a public entity shared risk pool among sixty-five counties and nineteen county facilities in Ohio. CORSA was formed as an Ohio non-profit corporation for the purpose of establishing the CORSA Insurance/Self-Insurance Program, a group primary and excess insurance/self-insurance and risk management program. Member counties agree to jointly participate in coverage of losses and pay all contributions necessary for the specified insurance coverages provided by CORSA. These coverages include comprehensive general liability, automobile liability, certain property insurance, and public officials' errors and omissions liability insurance.

Each member county has one vote on all matters requiring a vote, to be cast by a designated representative. The affairs of the Corporation are managed by an elected board of not more than nine trustees. Only county commissioners of member counties are eligible to serve on the board. No county may have more than one representative on the board at any time. Each member county's control over the budgeting and financing of CORSA is limited to its voting authority and any representation it may have on the board of trustees.

CORSA has entered into certificates of participation in order to provide adequate cash reserves. The certificates are secured by the member counties' obligations to make coverage payments to CORSA. The participating counties have no responsibility for the payment of the certificates. The County does not have an equity interest in or a financial responsibility for CORSA. Any additional premium or contribution amounts and estimates of losses are not reasonably determinable. The County's payment for insurance to CORSA in 2015 was \$366,884. Requests for financial information should be directed to David Brooks, CORSA Managing Director, County Risk Sharing Authority, Inc., 209 East State Street, Columbus, Ohio, 43215.

Muskingum County, Ohio

Notes to the Basic Financial Statements For the Year Ended December 31, 2015

B. County Commissioners Association of Ohio Workers' Compensation Group Retrospective Rating Program

The County Commissioners Association of Ohio (CCAO) Workers' Compensation Group Retrospective Rating Program (Program) is a shared risk pool among thirty counties in Ohio. Section 4123.29, Ohio Revised Code, permits the establishment of employer group retrospective rating plans for workers' compensation rating purposes. The Program is governed by the CCAO Group Executive Committee that consists of eleven members as follows: the president and the secretary/treasurer of County Commissioners' Association of Ohio Service Corporation and nine representatives elected from the participating counties.

CCAO, a Bureau of Workers' Compensation (BWC)-certified sponsor, established the Program based upon guidelines set forth by BWC. CCAO created a group of counties that will practice effective workplace safety and claims management to achieve lower premiums for workers' compensation coverage than they would individually. The participating counties continue to pay their own premiums and have the opportunity to receive retrospective premium adjustments based upon the combined performance of the group. Depending upon that performance, the participating counties can receive either a premium refund or assessment. CCAO, with approval of the Group Executive Committee, retains the services of a third party administrator (TPA) that will assist CCAO staff in the day-to-day management of the plan, prepare and file necessary reports with the Ohio Bureau of Workers' Compensation and member counties, assist with loss control programs, and other duties, (excluding claims related matters, which will be the responsibility of each individual participating county). The cost of the TPA will be paid by each participating county to CCAO in proportion to its payroll to the total payroll of the group.

The County's premium payments to BWC were \$250,683 and the payment to the Program for administrative fees was \$8,712.

NOTE 22 - RELATED PARTY TRANSACTIONS

Muskingum Starlight Industries, Inc., a discretely presented component unit of Muskingum County, received contributions from the County for facilities, certain equipment, transportation, and salaries for administration, implementation, and supervision of its programs. These contributions are reflected as in-kind contributions and expenses at cost or fair market value as applicable, in the basic financial statements. In 2015, these contributions were \$499,287. In addition, the County's financial statements reflect a liability of \$53,336 on the Statement of Net Position to Muskingum Starlight Industries, Inc. for services provided to the County but not yet paid.

The Transportation Improvement District (District), a discretely presented component unit of Muskingum County, currently shares office space with the Zanesville-Muskingum County Port Authority in the Welcome Center, located at 205 North Fifth Street, Zanesville, Ohio 43701. In addition, the County contributed \$100,000 in promotional and operational expenses during 2015 to the Port Authority.

NOTE 23 - FUND BALANCES

Fund balance is classified as nonspendable, restricted, committed, assigned, and/or unassigned based primarily on the extent to which the County is bound to observe constraints imposed upon the use of the resources in the governmental funds.

Muskingum County, Ohio

Notes to the Basic Financial Statements For the Year Ended December 31, 2015

The constraints placed on fund balances for the major governmental funds and all other governmental funds are presented below:

Fund Balances	General	Public Assistance	Starlight School Levy	Children Services Levy	Other Governmental Funds	Total
Nonspendable:						
Inventory	\$157,421	\$10,794	\$23,769	\$21,477	\$535,580	\$749,041
Prepays	183,779	66,532	163,411	6,807	63,157	483,686
Unclaimed Monies	45,161	0	0	0	0	45,161
Total Nonspendable	386,361	77,326	187,180	28,284	598,737	1,277,888
Restricted to:						
Court Corrections	0	0	0	0	2,048,724	2,048,724
Roads and Bridges	0	0	0	0	1,093,225	1,093,225
Court Guardianship	0	0	0	0	4,531	4,531
Public Assistance	0	51,355	0	0	208,464	259,819
Senior Citizens	0	0	0	0	600,550	600,550
Sheriff and Jail Safety Purposes	0	0	0	0	1,330,223	1,330,223
Developmental Disabilities	0	0	25,895,821	0	0	25,895,821
Mental Health	0	0	0	0	62,683	62,683
Tuberculosis Treatment	0	0	0	0	1,198,407	1,198,407
Children Services	0	0	0	5,931,583	151,754	6,083,337
Debt Service	0	0	0	0	249,558	249,558
Capital Outlay	0	0	0	0	868,854	868,854
Real Estate Assessment/ and Delinquent Tax Collection	0	0	0	0	2,776,276	2,776,276
Other Purposes	0	0	0	0	781,261	781,261
Total Restricted	0	51,355	25,895,821	5,931,583	11,374,510	43,253,269
Committed to Capital Outlay	0	0	0	0	995,553	995,553
Assigned to:						
Purchases on Order Subsequent Years' Appropriations	98,703	0	0	0	0	98,703
Total Assigned	7,278,150	0	0	0	0	7,278,150
Unassigned (Deficit)	7,656,330	0	0	0	(352,202)	7,304,128
Total Fund Balances	\$15,320,841	\$128,681	\$26,083,001	\$5,959,867	\$12,616,598	\$60,108,988

In addition to the above fund balance constraints, the County has a General Fund budget stabilization arrangement that does not meet the criteria to be classified as restricted or committed. Pursuant to Ohio Revised Code Section 5705.13, the County established a budget stabilization by resolution to provide options to respond to unexpected issues and afford a buffer against shocks and other forms of risk such as revenue volatility, unexpected infrastructure failure, or disaster situations. Expenditures of a recurring nature are not addressed through the use of this arrangement. The County Commissioners authorized the funding of this arrangement as resources become available in the General Fund. The fund balance should not exceed 30 percent of the General Fund average revenues. The balance in the reserve at December 31, 2015, is \$4,000,000.

Muskingum County, Ohio

Notes to the Basic Financial Statements For the Year Ended December 31, 2015

NOTE 24 - FOOD STAMPS

The County's Department of Job and Family Services (Welfare) distributes, through contracting issuance centers, federal food stamps to entitled recipients within Muskingum County. The receipt and issuance of the stamps have the characteristics of a federal grant. However, the Department of Job and Family Services merely acts in an intermediary capacity. Therefore, the inventory value of these stamps is not reflected in the accompanying financial statements, as the only economic interest related to these stamps rests with the ultimate recipient.

NOTE 25 - CONTINGENT LIABILITIES

The County has received federal and state grants for specific purposes that are subject to review and audit by the grantor agencies or their designee. These audits could lead to a request for reimbursement to the grantor agency for expenditures disallowed under terms of the grant. Based on prior experience, the county commissioners believe such disallowances, if any, will be immaterial.

Claims and lawsuits are pending against the County. Based upon information provided by the County's legal counsel, any potential liability and effect on the financial statements, if any, is not determinable at this time.

NOTE 26 - TRANSPORTATION IMPROVEMENT DISTRICT

A. Reporting Entity

The Transportation Improvement District, Muskingum County (District), is a body politic and corporate, created for the purpose of financing, constructing, maintaining, repairing, and operating selected transportation projects. The District was specifically formed under the auspices of House Bill 154, and Ohio Revised Code Chapter 5540, as amended, and created by action of the Board of County Commissioners of Muskingum County on November 20, 1995.

The District is governed by a Board of Directors that acts as the authoritative and legislative body of the entity. The Board is comprised of seven members, with five members appointed by a majority vote of the Board of Commissioners of Muskingum County. The Board of Directors also includes one (1) ex-officio member appointed by the President of the Ohio Senate and one (1) ex-officio member appointed by the Speaker of the Ohio House of Representatives.

The Board of Directors appoints a Chairman, who presides at all meetings and is the chief officer of the District. He has the authority to sign all contracts, releases, notes, bonds, and other instruments and documents to be executed on behalf of the District. He is the chief officer of the District for the purpose of civil process and is authorized to accept such services on behalf of the District. He performs such other duties and has such authority as may be provided from time to time by the Board.

The District is a discretely presented component unit in Muskingum County's Comprehensive Annual Financial Report, as defined by the provisions of GASB Statement No. 14, No. 39, and No. 61. Also, the Zanesville-Muskingum County Port Authority serves as the Administrative Agent for the District. The District's management believes these financial statements represent all activities for which the District is financially accountable.

Muskingum County, Ohio

Notes to the Basic Financial Statements For the Year Ended December 31, 2015

B. Summary of Significant Accounting Policies

The financial statements of the District have been prepared in conformity with generally accepted accounting principles (GAAP) as applied to governmental units. The Governmental Accounting Standards Board (GASB) is the accepted standard-setting body for establishing governmental accounting and financial reporting principles. The more significant of the District's accounting policies are described below.

Basis of Presentation

The District's basic financial statements consist of government-wide statements, including a Statement of Net Position and a Statement of Activities, and fund financial statements which provide a more detailed level of financial information.

Government-wide Financial Statements The Statement of Net Position and the Statement of Activities display information about the District as a whole. These statements include the financial activities of the primary government.

The Statement of Net Position presents the financial condition of the governmental activities of the District at year-end. The Statement of Activities presents a comparison between direct expenses and program revenues for each program or function of the District's governmental activities. Direct expenses are those that are specifically associated with a service, program, or department and therefore clearly identifiable to a particular function.

Program revenues include charges paid by the recipient of the goods or services offered by the program, grants and contributions that are restricted to meeting the operational or capital requirements of a particular program, and interest earned on grants that is required to be used to support a particular program. Revenues which are not classified as program revenues are presented as general revenues of the District, with certain limitations. The comparison of direct expenses with program revenues identifies the extent to which each business segment or governmental function is self-financing or draws from the general revenues of the District.

Fund Financial Statements During the year, the District segregates transactions related to certain District functions or activities in separate funds in order to aid financial management and to demonstrate legal compliance. Fund financial statements are designed to present financial information of the District at this more detailed level. The focus of governmental fund financial statements is on major funds. Each major fund is presented in a separate column. Nonmajor funds would be aggregated and presented in a single column.

Fund Accounting

The District uses funds to maintain its financial records during the year. A fund is defined as a fiscal and accounting entity with a self-balancing set of accounts. There is one category of funds: Governmental.

Governmental Funds Governmental funds are those through which most governmental functions typically are financed. Governmental fund reporting focuses on the sources, uses, and balances of current financial resources. Expendable assets are assigned to the various governmental funds according to the purposes for which they may or must be used. Current liabilities are assigned to the fund from which they will be paid. The difference between governmental fund assets and deferred outflows of resources, and liabilities and deferred inflows of resources, is reported as fund balance.

Muskingum County, Ohio

Notes to the Basic Financial Statements For the Year Ended December 31, 2015

The following are the District's major governmental funds:

General Fund The General Fund accounts for all financial resources except those required to be accounted for in another fund. The General Fund balance is available to the District for any purpose provided it is expended or transferred according to the general laws of Ohio.

Debt Service Fund The Debt Service Fund is used to account for the accumulation of financial resources for, and the payment of, general long-term debt principal, interest, and related costs.

Road Work Development Capital Projects Fund The Road Work Development Fund is used to account for grant monies for the design, upgrade, and/or construction of public roadways.

Wilds Road Project Capital Projects Fund The Wilds Road Project Fund is used to account for grant monies for the upgrade and/or construction of public roadways in the Wild's conservation center.

Measurement Focus

Governmental-wide Financial Statements The government-wide financial statements are prepared using a *flow of economic resources* measurement focus. All assets and deferred outflows of resources, and all liabilities and deferred inflows of resources, associated with the operation of the District are included on the Statement of Net Position. The Statement of Activities presents increases (e.g., revenues) and decreases (e.g., expenses) in total net position.

Fund Financial Statements All governmental funds are accounted for using a *flow of current financial resources* measurement focus. With this measurement focus, only current assets and deferred outflows of resources, and current liabilities and deferred inflows of resources, generally are included on the balance sheet. The Statement of Revenues, Expenditures, and Changes in Fund Balances reports on the sources (i.e., revenues and other financing sources) and uses (i.e., expenditures and other financing uses) of current financial resources. This approach differs from the manner in which the governmental activities of the government-wide financial statements are prepared. Governmental fund financial statements therefore include a reconciliation with brief explanations to better identify the relationship between the government-wide statements and the statements for governmental funds.

Basis of Accounting

Basis of accounting determines when transactions are recorded in the financial records and reported on the financial statements. Government-wide financial statements are prepared using the accrual basis of accounting. Governmental Funds use the modified accrual basis of accounting. Differences in the accrual and the modified accrual basis of accounting arise in the recognition of revenue, in the recording of deferred outflows/inflows of resources, and in the presentation of expenses versus expenditures.

Revenues - Exchange and Nonexchange Transactions Revenue resulting from exchange transactions, in which each party gives and receives essentially equal value, is recorded on the accrual basis when the exchange takes place. On a modified accrual basis, revenue is recorded in the fiscal year in which the resources are measurable and become available. Available means that the resources will be collected within the current fiscal year or are expected to be collected soon enough thereafter to be used to pay liabilities of the current fiscal year. For the District, available means expected to be received within sixty days of the fiscal year-end.

Muskingum County, Ohio

Notes to the Basic Financial Statements For the Year Ended December 31, 2015

Nonexchange transactions, in which the District receives value without directly giving equal value in return, include grants, entitlements, and donations. Revenue from grants, entitlements, and donations is recognized in the fiscal year in which all eligibility requirements have been satisfied. Eligibility requirements include timing requirements, which specify the year when the resources are required to be used or the fiscal year when use is first permitted, matching requirements, in which the District must provide local resources to be used for a specified purpose, and expenditure requirements, in which the resources are provided to the District on a reimbursement basis. On the modified accrual basis, revenue from nonexchange transactions must also be available before it can be recognized.

Under the modified accrual basis, the following revenue sources are considered to be both measurable and available at fiscal year-end: grants and entitlements.

Deferred Outflows/Inflows of Resources In addition to assets, the statement of financial position will sometimes report a separate section for deferred outflows of resources. Deferred outflows of resources represent a consumption of net position that applies to a future period and will not be recognized as an outflow of resources (expense/expenditure) until then. The District had no deferred outflows of resources for 2015.

In addition to liabilities, the statement of financial position reports a separate section for deferred inflows of resources. Deferred inflows of resources represent an acquisition of net position that applies to a future period and will not be recognized as an inflow of resources (revenue) until that time. For the District, deferred inflows of resources include unavailable revenue. Unavailable revenue is reported only on the governmental funds balance sheet, and represents receivables which will not be collected within the available period. For the District, unavailable revenue includes long-term contracts receivable. These amounts are deferred and recognized as an inflow of resources in the period the amounts become available.

Expenses/Expenditures On the accrual basis of accounting, expenses are recognized at the time they are incurred.

The measurement focus of governmental fund accounting is on decreases in net financial resources (expenditures) rather than expenses. Expenditures are generally recognized in the accounting period in which the related fund liability is incurred, if measurable.

Cash and Cash Equivalents

To improve cash management, cash received by the District is pooled. Monies for all funds are maintained in this pool. Individual fund integrity is maintained through the District's records. Each fund's interest in the pool is presented as "Equity in Pooled Cash and Cash Equivalents".

Capital Assets

The District reports no capital assets. A road constructed by the District has been completed, but through contractual agreements, Muskingum County uses and maintains the road. The County reports this road as a capital asset on its financial statements. Title to the asset will transfer to the County upon full payment of the related debt.

Accrued Liabilities and Long-Term Obligations

All payables, accrued liabilities, and long-term obligations are reported in the government-wide financial statements.

Muskingum County, Ohio

Notes to the Basic Financial Statements For the Year Ended December 31, 2015

In general, governmental fund payables and accrued liabilities that, once incurred, are paid in a timely manner and in full from current financial resources are reported as obligations of the funds. Long-term loans are recognized as a liability on the government fund financial statements when due.

Fund Balance

Fund balance is divided into five classifications based primarily on the extent to which the District is bound to observe constraints imposed upon the use of the resources in governmental funds. The classifications are as follows:

Nonspendable The nonspendable fund balance category includes amounts that cannot be spent because they are not in spendable form, or are legally or contractually required to be maintained intact. The “not in spendable form” includes items that are not expected to be converted to cash.

Restricted The restricted fund balance category includes amounts that can be spent only for the specific purposes stipulated by constitution, external resource providers, or through enabling legislation. Fund balance is reported as restricted when constraints placed on the use of resources are either externally imposed by creditors (such as through debt covenants), grantors, contributors, or laws or regulations of other governments; or is imposed by law through constitutional provisions.

Committed The committed fund balance classification includes amounts that can be used only for the specific purposes determined by a formal action (resolution) of the Board of Directors. Those committed amounts cannot be used for any other purpose unless the Board of Directors removes or changes the specified use by taking the same type of action (resolution) it employed to previously commit those amounts. Committed fund balance also incorporates contractual obligations to the extent that existing resources in the fund have been specifically committed for the use in satisfying those contractual requirements.

Assigned Amounts in the assigned fund balance classification are intended to be used by the District for specific purposes but do not meet the criteria to be classified as restricted or committed. In governmental funds, other than the General Fund, assigned fund balances represent the remaining amount that is not restricted or committed.

Unassigned The unassigned fund balance is the residual classification for the General Fund and includes amounts not contained in the other classifications. In other governmental funds, the unassigned classification is used only to report a deficit balance.

The District applies restricted resources first when expenditures are incurred for purposes for which either restricted or unrestricted (committed, assigned, or unassigned) amounts are available. Similarly, within unrestricted fund balance, committed amounts are reduced first followed by assigned, and then unassigned amounts when expenditures are incurred for purposes for which the amounts in any of the unrestricted fund balance classifications could be used.

Net Position

Net position represent the difference between all other elements in a statement of financial position. Net position is reported as restricted when there are limitations imposed on its use either through constitutional provision, enabling legislation, or through external restrictions imposed by creditors, grantors, or laws or regulations of other governments.

Muskingum County, Ohio

**Notes to the Basic Financial Statements
For the Year Ended December 31, 2015**

The District applies restricted resources first when an expense is incurred for which both restricted and unrestricted net positions are available.

C. Prepaid Items

Payments made to vendors for services that will benefit period beyond December 31, 2015, are recorded as prepaid items using the consumption method by recording a current asset for the prepaid amounts and reflecting the expenditure/expense in the year in which services are consumed.

D. Equity in Pooled Cash and Investments

The County Auditor serves as fiscal officer of the District. The Ohio Revised Code prescribes allowable deposits and investments for both the District and the County. At December 31, 2015, the District had cash and investments with a carrying amount of \$8,055. Throughout the year the District's cash and investment balances were included in, and collateralized with, Muskingum County's cash management pool.

E. Receivables

Receivables at December 31, 2015, consisted of contracts and interest. All receivables are considered collectible in full.

F. Long-Term Obligations

Changes in the long-term obligation of the District during 2015 were as follows:

	Outstanding 1/1/2015	Additions	(Reductions)	Outstanding 12/31/2015	Amounts Due Within One Year
Governmental Activities:					
General Long-Term Obligation:					
State Infrastructure Bank - 3%	\$4,227,243	\$0	(\$713,908)	\$3,513,335	\$737,298

The annual requirements to retire governmental activities debt are as follows:

	Loan	
	State Infrastructure Bank - 3%	
	Principal	Interest
2016	\$737,298	\$108,241
2017	761,455	84,084
2018	786,403	59,136
2019	812,169	33,370
2020	416,010	6,760
	<u>\$3,513,335</u>	<u>\$291,591</u>

Muskingum County, Ohio

Notes to the Basic Financial Statements For the Year Ended December 31, 2015

The District entered into a loan agreement on June 15, 1999, with the Ohio Department of Transportation to finance the Northpointe Drive Project over a period of 20 years. As collateral for the loan, the State Infrastructure Bank has received an assignment of all use payments from Muskingum County and an assignment of tax increment financing from the Longaberger Company. The District received the total authorized amount of \$11,464,129, which included the refinancing of accumulated interest of \$404,129. During 2009, the State Infrastructure Bank amended the loan agreement to reflect an interest rate of 3 percent plus an administrative fee of .25 percent per annum.

G. Risk Management

The District has obtained commercial insurance for the following risks:

- General liability
- Vehicles

H. Related Party Transaction

The District currently shares office space with Zanesville-Muskingum County Port Authority in the Welcome Center, located at 205 North Fifth Street, Zanesville, Ohio 43701.

On October 2, 2015, the District received a loan, in the amount of \$164,971, from Muskingum County, as approved by a resolution of the Muskingum County Commissioners, to provide funds for the Wilds Road Project with funds to be repaid from grant funding received for the project. On November 24, 2015, the District repaid the loan to the County.

NOTE 27 - MUSKINGUM COUNTY LAND REUTILIZATION CORPORATION

A. Reporting Entity

The Muskingum County Land Reutilization Corporation (Land Bank) is a county land reutilization corporation that was formed on June 27, 2012 when the Muskingum County Board of Commissioners authorized the incorporation of the Land Bank under Chapter 1724 of the Ohio Revised Code through resolution number 10-713 as a not-for-profit corporation under the laws of the State of Ohio. The purpose of the Land Bank is to strengthen neighborhoods in Muskingum County (the County) by returning vacant and abandoned properties to productive use. The Land Bank has been designated as the County's agent to further its mission to reclaim, rehabilitate, and reutilize vacant, abandoned, tax foreclosed and other real property in the County by exercising the powers of the County under Chapter 5722 of the Ohio Revised Code.

Pursuant to Section 1724.03(B) of the Ohio Revised Code, the Board of Directors of the Land Bank shall be composed of no less than five and no more than nine members, including, (1) the County Treasurer, (2) at least two members of the County Board of Commissioners, (3) one member who is a representative of the largest municipal corporation, based on the population according to the most recent federal decennial census, that is located in the County, (4) one member who is a representative of a township with a population of at least ten thousand in the unincorporated area of the township according to the most recent federal decennial census, and (5) any remaining members selected by the County Treasurer and the County Commissioners who are members of the Land Bank board. The term of office of each ex officio director runs concurrently with the term of office of that elected official. The term of office of each appointed director is two years.

Muskingum County, Ohio

Notes to the Basic Financial Statements For the Year Ended December 31, 2015

The Land Bank is a legally separate entity and is reported by the County as a discretely presented component unit in the County's basic financial statements. The Land Bank does not have any component units and does not include any organizations in its presentation. The Land Bank's management believes these basic financial statements present all activities for which the Land Bank is financially accountable.

B. Summary of Significant Accounting Policies

The basic financial statements of the Land Bank have been prepared in conformity with accounting principles generally accepted in the United States of America (GAAP) as applied to governmental units. GASB is the accepted standard-setting body for establishing governmental accounting and financial reporting principles. The Land Bank's significant accounting policies are described below.

Basis of Presentation

The Land Bank's basic financial statements consist of government-wide statements, including a statement of net position and a statement of activities and fund financial statements which provide a more detailed level of financial information.

Government-Wide Financial Statements The Statement of Net Position and the Statement of Activities display information about the Land Bank as a whole. These statements usually distinguish between those activities of the Land Bank that are governmental and those that are business-type. The Land Bank, however, does not have any business-type activities.

The Statement of Net Position presents the financial condition of the governmental activities of the Land Bank at year-end. The Statement of Activities presents a comparison between direct expenses and program revenues for each program or function of the Land Bank's governmental activities. Direct expenses are those that are specifically associated with a service, program, or department and therefore, clearly identifiable to a particular function.

Program revenues include charges paid by the recipient of the goods or services offered by the program, grants and contributions that are restricted to meeting the operational or capital requirements of a particular program and interest earned on grants that is required to be used to support a particular program. Revenues which are not classified as program revenues are presented as general revenues of the Land Bank, with certain limited exceptions. The comparison of direct expenses with program revenues identifies the extent to which each governmental program is self-financing or draws from the general revenues of the Land Bank.

Fund Financial Statements Fund financial statements are designed to present financial information of the Land Bank at this more detailed level. The Land Bank's General and Grant Funds are its only governmental funds.

Fund Accounting

The Land Bank uses fund accounting to segregate cash and investments that are restricted as to use. A fund is a separate accounting entity with a self-balancing set of accounts recording cash and other financial resources, together with all related liabilities and residual equities or balances, and attaining certain objectives in accordance with special regulations, restrictions or limitations.

For financial statement presentation purposes, the Land Bank's funds are classified as governmental.

Muskingum County, Ohio

Notes to the Basic Financial Statements For the Year Ended December 31, 2015

Governmental Funds Governmental funds focus on the sources, uses, and balances of current financial resources. Expendable assets are assigned to the various governmental funds according to the purposes for which they may or must be used. Current liabilities are assigned to the fund from which they will be repaid. The difference between governmental fund assets and deferred outflows of resources and liabilities and deferred inflows of resources is reported as fund balance.

The following is the Land Bank's governmental funds:

General Fund The General Fund accounts for all financial resources that are not required to be separately accounted for. The General Fund balance is available to the Land Bank for any purpose provided it is expended or transferred according to the general laws of Ohio.

Grant Fund The Grant Fund accounts for grant activity for the demolition and improvements to distressed properties. No grant funding was received in 2015.

Measurement Focus

Government-Wide Financial Statements The government-wide financial statements are prepared using a *flow of economic resources* measurement focus. All assets and deferred outflows of resources and all liabilities and deferred inflows of resources associated with the operation of the Land Bank are included on the Statement of Net Position. The Statement of Activities presents increases (i.e., revenues) and decreases (i.e., expenses) in total net position.

Fund Financial Statements The General Fund is accounted for using a flow of current financial resources measurement focus. With this measurement focus, only current assets and deferred outflows of resources and current liabilities and deferred inflows of resources generally are included on the balance sheet. The statement of Revenues, Expenditures, and Changes in Fund Balance reports on the sources (i.e., revenues and other financing sources) and uses (i.e., expenditures and other financing uses) of current financial resources. This approach differs from the manner in which the governmental activities of the government-wide financial statements are prepared.

Basis of Accounting

Basis of accounting determines when transactions are recorded on the financial records and reported on the financial statements. Government-wide statements are prepared using the accrual basis of accounting. Governmental funds use the modified accrual basis of accounting. Differences in the accrual and modified accrual basis of accounting arise in the recognition of revenue, the recording of deferred outflows/inflows of resources, and in the presentation of expenses versus expenditures.

Revenues - Exchange and Nonexchange Transactions Revenue resulting from exchange transactions, in which each party gives and receives essentially equal value, is recorded on the accrual basis when the exchange takes place. On a modified accrual basis, revenue is recorded in the year in which the resources are measurable and become available. Available means that the resources will be collected within the current year or are expected to be collected soon enough thereafter to be used to pay liabilities of the current year. For the Land Bank, available means expected to be received within sixty days of year-end.

Muskingum County, Ohio

Notes to the Basic Financial Statements For the Year Ended December 31, 2015

Nonexchange transactions, in which the Land Bank receives value without directly giving equal value in return, include grants, entitlements, and donations. Revenue from grants, entitlements, and donations is recognized in the year in which all eligibility requirements have been satisfied. Eligibility requirements include timing requirements, which specify the year when the resources are required to be used or the year when use is first permitted, matching requirements, in which the Land Bank must provide local resources to be used for a specified purpose, and expenditure requirements, in which the resources are provided to the Land Bank on a reimbursement basis. On the modified accrual basis, revenue from nonexchange transactions must also be available before it can be recognized.

Under the modified accrual basis, contributions and donations and grants revenue sources are considered to be both measurable and available at year-end.

Deferred Outflows/Inflows of Resources In addition to assets, the statement of financial position will sometimes report a separate section for deferred outflows of resources. Deferred outflows of resources represent a consumption of net position that applies to a future period and will not be recognized as an outflow of resources (expense/expenditure) until then.

In addition to liabilities, the statement of financial position will sometimes report a separate section for deferred inflows of resources. Deferred inflows of resources represent an acquisition of net position that applies to a future period and will not be recognized as an inflow of resources (revenue) until that time.

Expenses/Expenditures On the accrual basis of accounting, expenses are recognized at the time they are incurred.

The measurement focus of governmental fund accounting is on decreases in net financial resources (expenditures) rather than expenses. Expenditures are generally recognized in the accounting period in which the related fund liability is incurred, if measurable. Allocations of cost, such as depreciation and amortization, are not recognized in governmental funds.

Federal Income Tax

The Land Bank is exempt from federal income tax under Section 115(1) of the Internal Revenue Code.

Cash and Cash Equivalents

All monies received by the Land Bank are deposited in a demand deposit account. The Land Bank had no investments during the year or at the end of the year.

Net Position

Net position represents the difference between assets/deferred outflow of resources and liabilities/deferred inflows of resources. The Land Bank did not have any deferred outflow of resources and deferred inflow of resources as of December 31, 2015. Net position is reported as restricted when there are limitations imposed on their use either through the enabling legislation adopted by the Board of Directors or through external restrictions imposed by creditors, grantors, or laws or regulations of other governments. The Land Bank had no restricted net positions at December 31, 2015. The Land Bank applies restricted resources first when an expense is incurred for which both restricted and unrestricted net positions are available.

Muskingum County, Ohio

Notes to the Basic Financial Statements For the Year Ended December 31, 2015

Estimates

The preparation of the basic financial statements in conformity with GAAP requires management to make estimates and assumptions that affect the amounts reported in the basic financial statements and accompanying notes. Actual results may differ from those estimates.

Extraordinary and Special Items

Extraordinary items are transactions or events that are both unusual in nature and infrequent in occurrence. Special items are transactions or events that are within the control of the Land Bank and that are either unusual in nature or infrequent in occurrence. The Land Bank had no extraordinary or special items during 2015.

Fund Balance

Fund balance is divided into five classifications based primarily on the extent to which the Land Bank is bound to observe constraints imposed upon the use of the resources in the governmental funds. The classifications are as follows:

Nonspendable The nonspendable fund balance classification includes amounts that cannot be spent because they are either (a) not in spendable form or (b) legally or contractually required to be maintained intact. The “not in spendable form” criterion includes items that are not expected to be converted to cash, for example, inventories and prepaid amounts.

Restricted The restricted classification is used when constraints placed on the use of resources are either externally imposed by creditors (such as through debt covenants), grantors, contributors, or laws or regulations of other governments or imposed by law through constitutional provisions or enabling legislation.

Committed The committed fund balance classification includes amounts that can be used only for specific purposes pursuant to constraints imposed by formal action of the Land Bank’s Board of Directors.

Assigned Assigned fund balance includes amounts that are constrained by the Land Bank’s intent to be used for specific purposes, but are neither restricted nor committed.

Unassigned Unassigned fund balance is the residual classification for the general fund. This classification represents fund balance that has not been assigned to other funds and that has not been restricted, committed, or assigned to specific purposes within the General Fund.

The Land Bank applies restricted resources first when expenditures are incurred for purposes for which either restricted or unrestricted (committed, assigned, and unassigned) amounts are available. Similarly, within unrestricted fund balance, committed amounts are reduced first followed by assigned, and then unassigned amounts when expenditures are incurred for purposes for which amounts in any of the unrestricted fund balance classifications could be used.

Muskingum County, Ohio

Notes to the Basic Financial Statements For the Year Ended December 31, 2015

Property Held for Reutilization

Property held for reutilization represents properties held by the Land Bank that the Land Bank intends to sell to a third party. These assets are valued at cost, or in the case of donated or forfeited properties, the estimated fair market value.

C. Deposits

At December 31, 2015, the carrying amount of the Land Bank's deposits was \$92,041. Based on the criteria described in GASB Statement No. 40, *Deposits and Investment Risk Disclosures*, as of December 31, 2015, the Land Bank's bank balance of \$92,041 was covered by Federal Deposit Insurance Corporation (FDIC). Custodial credit risk is the risk that in the event of bank failure that the Land Bank's deposits may not be returned to it. Protection of the Land Bank's cash and deposits is provided by the FDIC or collateralized by the financial institution.

D. Risk Management

The Land Bank is exposed to various risks of loss related to torts; theft of, damage to, and destruction of assets; errors and omissions; injuries to employees; and natural disasters. The Land Bank has obtained commercial insurance from private carriers for the following risks:

- Commercial General Liability
- Directors/Officers Liability

NOTE 28 - MUSKINGUM STARLIGHT INDUSTRIES, INC.

A. Summary of Significant Accounting Policies

The summary of significant accounting policies of Muskingum Starlight Industries, Inc. is presented to assist in understanding the Organization's financial statements. The financial statements and notes are representations of the company's management who is responsible for their integrity and objectivity. These accounting policies conform to generally accepted accounting principles and have been consistently applied in the preparation of the financial statements.

Organization and Purpose

Muskingum Starlight Industries, Inc. is a not-for-profit organization located in Zanesville, Ohio. The Organization is a sheltered workshop for developmentally handicapped adults and provides job and learning skills to their clients. The Organization operates under the mandate of the Muskingum County Board of Developmental Disabilities which provides a facility for the workshop along with an administrative staff.

Basis of Accounting

The financial statements of Muskingum Starlight Industries, Inc. have been prepared on the accrual basis of accounting. The significant accounting policies followed are described below to enhance the usefulness of the financial statements to the reader.

Muskingum County, Ohio

Notes to the Basic Financial Statements For the Year Ended December 31, 2015

Basis of Presentation

Financial statement presentation follows the recommendations of the Financial Accounting Standards Board in its Statement of Financial Accounting Standards (SFAS) No. 117, "Financial Statements of Not-for-Profit Organizations." Under SFAS No. 117, the Organization is required to report information regarding its financial position and activities according to three classes of net position: unrestricted net position, temporarily restricted net position, and permanently restricted net position.

Cash and Equivalents

For purposes of the statement of cash flows, the Organization considers all highly liquid debt instruments purchased with a maturity date of six months or less to be cash equivalents.

Inventory

Inventory is valued at cost on the first-in, first-out basis.

Investments

Investments are stated in the financial statements at fair market value. Investment income or loss is included in the statement of activities as an increase or decrease in net position. Unrealized gains and losses on investments are calculated from the net change in market values during the year. Realized gains and losses result at the time in which the financial instrument is sold.

Property and Equipment

Property and equipment additions are recorded at cost. Depreciation is provided on assets purchased before 1987 on the straight-line method over the estimated useful lives of the respective assets. Assets purchased after 1986 are depreciated under the Modified Accelerated Cost Recovery system as prescribed by the Tax Reform Act of 1986.

Income Tax Status

The Organization is exempt from federal income taxes under Internal Revenue Code Section 501(c)(3) and has been recognized as non-profit by the State of Ohio. Therefore, no tax provisions have been made in the accompanying financial statements.

Muskingum Starlight Industries, Inc.'s Form 990, Return of Organization Exempt from Income Tax, for the years ended December 31, 2013, 2014, and 2015 are subject to examination by the IRS, generally for three years after they were filed.

Estimates

The preparation of financial statements in conformity with generally accepted accounting principles requires management to make estimates and assumptions that reflect amounts and disclosures, accordingly, actual results could differ from those estimates.

Muskingum County, Ohio

Notes to the Basic Financial Statements For the Year Ended December 31, 2015

Fair Value of Financial Instruments

The Organization's financial instruments consist of primarily cash, accounts receivable, and accounts payable. The carrying values of financial instruments are representative of their fair values due to their short-term maturities.

Subsequent Events

The Organization has evaluated subsequent events through June 29, 2016, the date which the financial statements were available to be issued.

B. Donated Services, Equipment, and Facilities

The Muskingum County Board of Developmental Disabilities made In-Kind Contributions to the Muskingum Starlight Industries, Inc. Workshop. The In-Kind Contributions as of December 31, 2015 were \$499,287.

C. Deposits and Investments

Deposits with Financial Institutions

Custodial credit risk is the risk that in the event of bank failure, Muskingum Starlight Industries, Inc. will not be able to recover deposits. At year ended December 31, 2015, \$250,000 of the Organization's bank balance of \$334,985 was covered by Federal Depository Insurance Corporation. The difference was covered by their financial institutions pooled security.

Investments

In 2005, the Board of Directors made the decision to open an investment account on behalf of Muskingum Starlight Industries, Inc. The investment portfolio consists of all Vanguard Group funds and includes a money market fund, bond funds, and equity funds. GASB 40 was implemented in 2005.

The composition of investments at December 31, 2015 is as follows:

	Type	Average Quality Rating	Average Maturity	Cost	Market
Money Market					
VG Money Market FD 30	N/A	N/A	N/A	\$12,713	\$12,713
Mutual Funds/Type					
VG Wellington Fund	Stock	unrated	N/A	8,583	12,180
VG Equity Income Fund INV	Stock	unrated	N/A	17,377	19,007
VG Total Stock Market Index ADM 585	Stock	unrated	N/A	2,204	4,130
Total Mutual Funds				<u>28,164</u>	<u>35,317</u>
Total Investments				<u>\$40,877</u>	<u>\$48,030</u>

Investment Risk Factors

There are many factors that can affect the value of investments. Equity securities will respond to factors such as economic conditions, individual company earnings performance, and market liquidity, while bond funds are sensitive to credit risks and changes in interest rates.

Muskingum County, Ohio

Notes to the Basic Financial Statements For the Year Ended December 31, 2015

Credit Risk

Fixed income securities are subject to credit risk, which is the chance that a bond issuer will fail to pay interest or principal in a timely manner, or that negative perceptions of the issuer's ability to pay will cause prices to decline. The circumstances may arise due to a variety of factors such as financial weakness, bankruptcy, litigation, and/or adverse political developments.

A bond's credit quality is an assessment of the issuer's ability to pay interest on the bond, and ultimately, to pay the principal. Credit quality for the above bonds is evaluated by Moody's Investors Service and Standard & Poor's. The lower the rating, the greater the chance, in the rating agency's opinion, that the bond issuer will default, or fail to meet its payment obligations. Generally, the lower a bond's credit rating, the higher its yield should be to compensate for the additional risk.

Certain fixed income securities, including U.S. government obligations are not considered to have credit.

Custodial Credit Risk

Custodial credit risk is the risk that in the event of the failure of the custodian, the investments may not be returned. Some of the investments for Muskingum Starlight Industries, Inc. are exposed to custodial credit risk. These investments may be uninsured and are held by a custodian.

Concentration of Credit Risk

Concentration of credit risk is the risk associated with a lack of diversification of having too much invested in a few individual issuers, thereby exposing the Organization to greater risks resulting from adverse economic, political, regulatory, geographic, or credit developments.

Muskingum Starlight Industries, Inc. investments policy is diversified as follows:

Short term investments (money market)	24.5%
Mutual Fund	<u>75.5%</u>
	100.0%

Interest Rate Risk

Interest rate risk is the risk that changes in the market interest rates will adversely affect the fair value of an investment. Generally, the longer the maturity of an investment, the greater the sensitivity of its fair value to changes in market interest rates. The average maturities for Muskingum Starlight Industries, Inc. are included in the above table.

D. Restricted Cash and Custodial Payables

The Muskingum Starlight Industries, Inc. workshop serves as a fiscal agent for funds received from the State of Ohio to serve the Family Resource Program and the MCCRC. However, other parties serve as the administrators of these programs. All monies are received by the administrators of these programs and released by request to the workshop for disbursement to qualified families. Any unexpended monies remaining at year-end are recorded as Custodial Payables and are considered to be restricted net position.

E. Capital Leases

The workshop has leased a baler from Marlin Leasing Corporation. The baler lease is to be paid over 60 months at \$259 per month. The lease is interest free and the workshop can purchase the baler for \$1 at the end of the lease.

Muskingum County, Ohio

**Notes to the Basic Financial Statements
For the Year Ended December 31, 2015**

NOTE 29 - SUBSEQUENT EVENT

On March 30, 2016, the County issued \$5,285,000 in 2016 Various Purpose Refunding Bonds that were used to advance refund the 2006 Various Purpose Bond issue.

Required Supplementary Information

Muskingum County, Ohio
 Required Supplementary Information
 Schedule of the County's Proportionate Share of the Net Pension Liability
 Ohio Public Employees Retirement System - Traditional Plan
 Last Two Years (1)

	<u>2014</u>	<u>2013</u>
County's Proportion of the Net Pension Liability	0.2325800%	0.2325800%
County's Proportionate Share of the Net Pension Liability	\$28,051,747	\$27,418,152
County's Covered-Employee Payroll	\$27,270,397	\$26,979,139
County's Proportionate Share of the Net Pension Liability as a Percentage of its Covered-Employee Payroll	102.87%	101.63%
Plan Fiduciary Net Position as a Percentage of the Total Pension Liability	86.45%	86.36%

(1) Information prior to 2013 is not available.

Amounts presented as of the County's measurement date which is the prior year end.

Muskingum County, Ohio
 Required Supplementary Information
 Schedule of the County's Proportionate Share of the Net Pension Liability
 State Teachers Retirement System of Ohio
 Last Three Fiscal Years (1)

	<u>2015</u>	<u>2014</u>	<u>2013</u>
County's Proportion of the Net Pension Liability	0.00684130%	0.00660183%	0.00660183%
County's Proportionate Share of the Net Pension Liability	\$1,890,735	\$1,605,794	\$1,912,811
County's Covered-Employee Payroll	\$713,779	\$726,408	\$684,623
County's Proportionate Share of the Net Pension Liability as a Percentage of its Covered-Employee Payroll	264.89%	221.06%	279.40%
Plan Fiduciary Net Position as a Percentage of the Total Pension Liability	72.10%	74.70%	69.30%

(1) Information prior to 2013 is not available.

Amounts presented for each fiscal year were determined as of June 30th

Muskingum County, Ohio
 Required Supplementary Information
 Schedule of County Contributions
 Ohio Public Employees Retirement System - Traditional Plan
 Last Three Years (1)

	<u>2015</u>	<u>2014</u>	<u>2013</u>
Contractually Required Contribution	\$3,472,280	\$3,429,488	\$3,643,100
Contributions in Relation to the Contractually Required Contribution	<u>(3,472,280)</u>	<u>(3,429,488)</u>	<u>(3,643,100)</u>
Contribution Deficiency (Excess)	<u>\$0</u>	<u>\$0</u>	<u>\$0</u>
County Covered-Employee Payroll	\$27,738,406	\$27,270,397	\$26,979,139
Contributions as a Percentage of Covered-Employee Payroll	12.52%	12.58%	13.50%

(1) Information prior to 2013 is not available.

This page intentionally left blank

Muskingum County, Ohio
 Required Supplementary Information
 Schedule of County Contributions
 State Teachers Retirement System of Ohio
 Last Ten Years

	<u>2015</u>	<u>2014</u>	<u>2013</u>	<u>2012</u>
Contractually Required Contribution	\$100,029	\$89,598	\$91,390	\$94,837
Contributions in Relation to the Contractually Required Contribution	<u>(100,029)</u>	<u>(89,598)</u>	<u>(91,390)</u>	<u>(94,837)</u>
Contribution Deficiency (Excess)	<u>\$0</u>	<u>\$0</u>	<u>\$0</u>	<u>\$0</u>
County Covered-Employee Payroll	\$714,493	\$662,141	\$703,000	\$729,515
Contributions as a Percentage of Covered-Employee Payroll	14.00%	13.53%	13.00%	13.00%

<u>2011</u>	<u>2010</u>	<u>2009</u>	<u>2008</u>	<u>2007</u>	<u>2006</u>
\$87,645	\$100,519	\$115,660	\$117,376	\$116,740	\$114,015
<u>(87,645)</u>	<u>(100,519)</u>	<u>(115,660)</u>	<u>(117,376)</u>	<u>(116,740)</u>	<u>(114,015)</u>
<u>\$0</u>	<u>\$0</u>	<u>\$0</u>	<u>\$0</u>	<u>\$0</u>	<u>\$0</u>
\$674,192	\$773,223	\$889,692	\$902,892	\$898,000	\$877,038
13.00%	13.00%	13.00%	13.00%	13.00%	13.00%

**Combining Statements
and
Individual Fund Schedules**

GENERAL FUND

The General Fund accounts for all financial resources except those required to be accounted for in another fund. The General Fund balance is available to the County for any purpose provided it is expended or transferred according to the general laws of Ohio.

Muskingum County, Ohio
Schedule of Revenues, Expenditures, and Changes
In Fund Balance - Budget (Non-GAAP Basis) and Actual
General Fund
For the Year Ended December 31, 2015

	Final Budget	Actual	Variance Positive (Negative)
Revenues			
Property Taxes	\$3,020,000	\$3,201,629	\$181,629
Permissive Sales Taxes	16,100,000	19,135,842	3,035,842
Charges for Services	3,875,855	4,012,246	136,391
Licenses and Permits	380,200	563,014	182,814
Fines and Forfeitures	322,300	364,830	42,530
Intergovernmental	2,935,159	3,047,499	112,340
Interest	520,550	668,281	147,731
Payments in Lieu of Taxes	100,000	106,235	6,235
Rent	356,550	409,265	52,715
Contributions and Donations	2,687	12,573	9,886
Other	145,938	57,452	(88,486)
<i>Total Revenues</i>	<u>27,759,239</u>	<u>31,578,866</u>	<u>3,819,627</u>
Expenditures			
Current:			
General Government -			
Legislative and Executive			
Board of County Commissioners			
Salaries and Wages	530,486	458,477	72,009
Fringe Benefits	86,248	77,668	8,580
Contractual Services	1,545,924	1,346,111	199,813
Materials and Supplies	88,825	78,453	10,372
Capital Outlay	15,562	13,555	2,007
Other	102,472	86,829	15,643
<i>Total Board of County Commissioners</i>	<u>2,369,517</u>	<u>2,061,093</u>	<u>308,424</u>
County Auditor			
Salaries and Wages	518,453	513,078	5,375
Fringe Benefits	124,294	104,232	20,062
Contractual Services	302,032	260,134	41,898
Materials and Supplies	34,285	28,123	6,162
Capital Outlay	21,000	12,333	8,667
<i>Total County Auditor</i>	<u>1,000,064</u>	<u>917,900</u>	<u>82,164</u>
Economic Development			
Contractual Services	1,110,760	480,001	630,759
County Treasurer			
Salaries and Wages	125,569	123,969	1,600
Fringe Benefits	19,196	18,135	1,061
Contractual Services	123,486	117,577	5,909
Materials and Supplies	6,100	5,104	996
Capital Outlay	700	300	400
Other	300	200	100
<i>Total County Treasurer</i>	<u>275,351</u>	<u>265,285</u>	<u>10,066</u>

(continued)

Muskingum County, Ohio
Schedule of Revenues, Expenditures, and Changes
In Fund Balance - Budget (Non-GAAP Basis) and Actual
General Fund (Continued)
For the Year Ended December 31, 2015

	Final Budget	Actual	Variance Positive (Negative)
General Government - Legislative and Executive (continued)			
Prosecuting Attorney			
Salaries and Wages	\$908,276	\$906,816	\$1,460
Fringe Benefits	149,576	145,785	3,791
Contractual Services	332,286	310,201	22,085
Materials and Supplies	13,000	12,880	120
Other	74,753	56,623	18,130
<i>Total Prosecuting Attorney</i>	<u>1,477,891</u>	<u>1,432,305</u>	<u>45,586</u>
Records Commission			
Salaries and Wages	58,471	58,408	63
Fringe Benefits	9,138	8,567	571
Contractual Services	56,697	54,086	2,611
Materials and Supplies	4,991	4,905	86
Capital Outlay	26,918	26,918	0
<i>Total Records Commission</i>	<u>156,215</u>	<u>152,884</u>	<u>3,331</u>
Clerk of Courts Title			
Salaries and Wages	169,500	169,116	384
Fringe Benefits	32,007	29,176	2,831
Contractual Services	10,780	7,899	2,881
Materials and Supplies	25,160	15,237	9,923
Capital Outlay	10,796	9,038	1,758
Other	147,252	40,000	107,252
<i>Total Clerk of Courts Title</i>	<u>395,495</u>	<u>270,466</u>	<u>125,029</u>
Board of Revision			
Contractual Services	5,011	1,443	3,568
Other	2,000	0	2,000
<i>Total Board of Revision</i>	<u>7,011</u>	<u>1,443</u>	<u>5,568</u>
Board of Elections			
Salaries and Wages	340,581	333,557	7,024
Fringe Benefits	54,905	54,331	574
Contractual Services	367,097	221,007	146,090
Materials and Supplies	70,929	44,275	26,654
Capital Outlay	15,000	9,115	5,885
<i>Total Board of Elections</i>	<u>848,512</u>	<u>662,285</u>	<u>186,227</u>

(continued)

Muskingum County, Ohio
Schedule of Revenues, Expenditures, and Changes
In Fund Balance - Budget (Non-GAAP Basis) and Actual
General Fund (Continued)
For the Year Ended December 31, 2015

	Final Budget	Actual	Variance Positive (Negative)
General Government - Legislative and Executive (continued)			
Information Services			
Salaries and Wages	\$207,905	\$207,479	\$426
Fringe Benefits	32,265	30,826	1,439
Contractual Services	124,709	117,420	7,289
Materials and Supplies	11,236	1,311	9,925
Capital Outlay	79,990	78,936	1,054
<i>Total Information Services</i>	<u>456,105</u>	<u>435,972</u>	<u>20,133</u>
Maintenance and Operation			
Salaries and Wages	608,694	587,516	21,178
Fringe Benefits	94,360	86,912	7,448
Contractual Services	604,656	529,495	75,161
Materials and Supplies	143,410	128,676	14,734
Capital Outlay	7,500	275	7,225
Other	25,000	0	25,000
<i>Total Maintenance and Operation</i>	<u>1,483,620</u>	<u>1,332,874</u>	<u>150,746</u>
Recorder			
Salaries and Wages	166,784	151,022	15,762
Fringe Benefits	26,200	22,353	3,847
Contractual Services	94,440	86,488	7,952
Materials and Supplies	5,056	4,676	380
Other	2,008	2,008	0
<i>Total Recorder</i>	<u>294,488</u>	<u>266,547</u>	<u>27,941</u>
Recorder Supplemental Equipment			
Fringe Benefits	1,200	708	492
Contractual Services	70	70	0
Capital Outlay	63,800	14,497	49,303
<i>Total Recorder Supplemental Equipment</i>	<u>65,070</u>	<u>15,275</u>	<u>49,795</u>
Fleet Garage			
Salaries and Wages	86,404	86,169	235
Fringe Benefits	11,690	11,413	277
Contractual Services	1,069	996	73
Materials and Supplies	76,164	62,949	13,215
<i>Total Fleet Garage</i>	<u>175,327</u>	<u>161,527</u>	<u>13,800</u>
<i>Total General Government - Legislative and Executive</i>	<u>10,115,426</u>	<u>8,455,857</u>	<u>1,659,569</u>

(continued)

Muskingum County, Ohio
Schedule of Revenues, Expenditures, and Changes
In Fund Balance - Budget (Non-GAAP Basis) and Actual
General Fund (Continued)
For the Year Ended December 31, 2015

	Final Budget	Actual	Variance Positive (Negative)
General Government - Judicial			
Court of Appeals			
Contractual Services	\$29	\$29	\$0
Other	14,700	11,798	2,902
<i>Total Court of Appeals</i>	<u>14,729</u>	<u>11,827</u>	<u>2,902</u>
Domestic Relations Court			
Salaries and Wages	502,233	501,806	427
Fringe Benefits	78,870	73,336	5,534
Contractual Services	100,863	91,644	9,219
Materials and Supplies	7,828	6,999	829
Capital Outlay	1,500	1,500	0
<i>Total Domestic Relations Court</i>	<u>691,294</u>	<u>675,285</u>	<u>16,009</u>
Common Pleas Court			
Salaries and Wages	301,446	251,237	50,209
Fringe Benefits	43,519	43,210	309
Contractual Services	136,180	126,438	9,742
Materials and Supplies	31,469	29,469	2,000
Capital Outlay	4,600	4,533	67
Other	3,609	3,609	0
<i>Total Common Pleas Court</i>	<u>520,823</u>	<u>458,496</u>	<u>62,327</u>
Jury Commission			
Salaries and Wages	5,724	5,400	324
Fringe Benefits	887	837	50
Contractual Services	104	104	0
<i>Total Jury Commission</i>	<u>6,715</u>	<u>6,341</u>	<u>374</u>
Adult Probation			
Salaries and Wages	214,078	214,078	0
Fringe Benefits	32,512	31,593	919
Contractual Services	11,869	11,255	614
Materials and Supplies	2,400	2,375	25
<i>Total Adult Probation</i>	<u>260,859</u>	<u>259,301</u>	<u>1,558</u>
Juvenile Court			
Salaries and Wages	404,064	400,280	3,784
Fringe Benefits	66,409	60,540	5,869
Contractual Services	751,159	670,103	81,056
Materials and Supplies	30,000	29,881	119
Capital Outlay	2,000	2,000	0
Other	31,063	27,200	3,863
<i>Total Juvenile Court</i>	<u>1,284,695</u>	<u>1,190,004</u>	<u>94,691</u>

(continued)

Muskingum County, Ohio
Schedule of Revenues, Expenditures, and Changes
In Fund Balance - Budget (Non-GAAP Basis) and Actual
General Fund (Continued)
For the Year Ended December 31, 2015

	Final Budget	Actual	Variance Positive (Negative)
General Government - Judicial (continued)			
Juvenile Probation			
Salaries and Wages	\$421,322	\$420,974	\$348
Fringe Benefits	67,033	62,553	4,480
Contractual Services	1,963	1,745	218
Materials and Supplies	2,347	1,481	866
Capital Outlay	28,543	0	28,543
Other	19,519	18,079	1,440
<i>Total Juvenile Probation</i>	<u>540,727</u>	<u>504,832</u>	<u>35,895</u>
Detention Home			
Salaries and Wages	1,147,271	1,140,399	6,872
Fringe Benefits	175,681	168,503	7,178
Contractual Services	93,932	93,193	739
Materials and Supplies	113,619	107,357	6,262
Capital Outlay	19,867	19,867	0
Other	56,245	53,949	2,296
<i>Total Detention Home</i>	<u>1,606,615</u>	<u>1,583,268</u>	<u>23,347</u>
Probate Court			
Salaries and Wages	170,883	166,648	4,235
Fringe Benefits	26,896	25,302	1,594
Contractual Services	93,417	85,904	7,513
Materials and Supplies	5,000	5,000	0
Capital Outlay	7,997	7,997	0
Other	7,718	7,718	0
<i>Total Probate Court</i>	<u>311,911</u>	<u>298,569</u>	<u>13,342</u>
Clerk of Courts			
Salaries and Wages	329,592	314,450	15,142
Fringe Benefits	52,716	47,747	4,969
Contractual Services	202,871	180,376	22,495
Materials and Supplies	22,137	22,070	67
Capital Outlay	2,784	2,000	784
Other	689	658	31
<i>Total Clerk of Courts</i>	<u>610,789</u>	<u>567,301</u>	<u>43,488</u>
County Court			
Salaries and Wages	307,836	307,421	415
Fringe Benefits	45,708	44,724	984
Contractual Services	164,653	150,943	13,710
Materials and Supplies	14,226	14,164	62
Other	6,270	6,256	14
<i>Total County Court</i>	<u>538,693</u>	<u>523,508</u>	<u>15,185</u>
Municipal Court			
Salaries and Wages	65,525	65,525	0
Fringe Benefits	15,996	13,615	2,381
Contractual Services	6,741	6,692	49
<i>Total Municipal Court</i>	<u>88,262</u>	<u>85,832</u>	<u>2,430</u>

Muskingum County, Ohio
Schedule of Revenues, Expenditures, and Changes
In Fund Balance - Budget (Non-GAAP Basis) and Actual
General Fund (Continued)
For the Year Ended December 31, 2015

	Final Budget	Actual	Variance Positive (Negative)
General Government - Judicial (continued)			
Attorney Fees - Public Defender Attorney Fees	\$847,253	\$846,808	\$445
<i>Total General Government - Judicial</i>	<u>7,323,365</u>	<u>7,011,372</u>	<u>311,993</u>
Public Safety			
Coroner's Office			
Salaries and Wages	60,662	57,674	2,988
Fringe Benefits	9,840	8,551	1,289
Contractual Services	80,804	79,480	1,324
Materials and Supplies	2,136	1,786	350
Other	415	415	0
<i>Total Coroner's Office</i>	<u>153,857</u>	<u>147,906</u>	<u>5,951</u>
Sheriff			
Salaries and Wages	5,266,652	5,209,747	56,905
Fringe Benefits	969,288	948,215	21,073
Contractual Services	2,114,938	1,973,367	141,571
Materials and Supplies	323,724	306,865	16,859
Capital Outlay	9,731	9,731	0
Other	2,459	2,459	0
<i>Total Sheriff</i>	<u>8,686,792</u>	<u>8,450,384</u>	<u>236,408</u>
Jail			
Contractual Services	816,035	815,697	338
Disaster Services			
Contractual Services	60,261	58,361	1,900
Building Regulation			
Salaries and Wages	306,641	301,450	5,191
Fringe Benefits	52,912	46,088	6,824
Contractual Services	152,594	138,255	14,339
Materials and Supplies	5,580	4,569	1,011
Other	24,624	24,052	572
<i>Total Building Regulation</i>	<u>542,351</u>	<u>514,414</u>	<u>27,937</u>
<i>Total Public Safety</i>	<u>10,259,296</u>	<u>9,986,762</u>	<u>272,534</u>

(continued)

Muskingum County, Ohio
Schedule of Revenues, Expenditures, and Changes
In Fund Balance - Budget (Non-GAAP Basis) and Actual
General Fund (Continued)
For the Year Ended December 31, 2015

	Final Budget	Actual	Variance Positive (Negative)
Public Works			
Engineer			
Salaries and Wages	\$100,693	\$100,460	\$233
Fringe Benefits	15,639	15,047	592
Contractual Services	3,136	2,962	174
Materials and Supplies	1,500	1,500	0
<i>Total Engineer</i>	<u>120,968</u>	<u>119,969</u>	<u>999</u>
Planning Commission			
Salaries and Wages	17,011	16,983	28
Fringe Benefits	2,638	2,527	111
Contractual Services	185	165	20
Materials and Supplies	300	0	300
<i>Total Planning Commission</i>	<u>20,134</u>	<u>19,675</u>	<u>459</u>
<i>Total Public Works</i>	<u>141,102</u>	<u>139,644</u>	<u>1,458</u>
Health			
Humane Society			
Contractual Services	7,228	7,228	0
Agriculture			
Grant	200,000	200,000	0
Apiary Inspection	3,393	3,294	99
<i>Total Agriculture</i>	<u>203,393</u>	<u>203,294</u>	<u>99</u>
Other Health			
Crippled Children Aid	167,435	162,478	4,957
<i>Total Health</i>	<u>378,056</u>	<u>373,000</u>	<u>5,056</u>
Human Services			
Soldier's Relief			
Salaries and Wages	37,608	30,000	7,608
Fringe Benefits	8,678	8,261	417
Contractual Services	261,270	238,889	22,381
Materials and Supplies	5,000	5,000	0
Capital Outlay	2,500	2,500	0
Other	500	0	500
<i>Total Soldier's Relief</i>	<u>315,556</u>	<u>284,650</u>	<u>30,906</u>

(continued)

Muskingum County, Ohio
Schedule of Revenues, Expenditures, and Changes
In Fund Balance - Budget (Non-GAAP Basis) and Actual
General Fund (Continued)
For the Year Ended December 31, 2015

	Final Budget	Actual	Variance Positive (Negative)
Human Services (continued)			
Veteran's Services			
Salaries and Wages	\$203,812	\$203,062	\$750
Fringe Benefits	31,595	30,219	1,376
Contractual Services	99,017	86,363	12,654
Materials and Supplies	18,991	18,991	0
Other	500	250	250
<i>Total Veteran's Services</i>	<u>353,915</u>	<u>338,885</u>	<u>15,030</u>
<i>Total Human Services</i>	<u>669,471</u>	<u>623,535</u>	<u>45,936</u>
Intergovernmental			
Contractual Services	538,212	52,925	485,287
Grants	730,771	516,900	213,871
<i>Total Intergovernmental</i>	<u>1,268,983</u>	<u>569,825</u>	<u>699,158</u>
Debt Service:			
Principal Retirement	161,238	161,238	0
Interest and Fiscal Charges	10,772	10,772	0
<i>Total Debt Service</i>	<u>172,010</u>	<u>172,010</u>	<u>0</u>
<i>Total Expenditures</i>	<u>30,327,709</u>	<u>27,332,005</u>	<u>2,995,704</u>
<i>Excess of Revenues Over (Under) Expenditures</i>	<u>(2,568,470)</u>	<u>4,246,861</u>	<u>6,815,331</u>
Other Financing Sources (Uses)			
Proceeds from the Sale of Capital Assets	62,113	62,113	0
Advances In	0	676,033	676,033
Advances Out	0	(584,321)	(584,321)
Transfers In	570,237	0	(570,237)
Transfers Out	(4,827,695)	(3,919,610)	908,085
<i>Total Other Financing Sources (Uses)</i>	<u>(4,195,345)</u>	<u>(3,765,785)</u>	<u>429,560</u>
<i>Net Change in Fund Balance</i>	(6,763,815)	481,076	7,244,891
Fund Balance at Beginning of Year	12,366,129	12,366,129	0
Prior Year Encumbrances Appropriated	317,405	317,405	0
<i>Fund Balance at End of Year</i>	<u>\$5,919,719</u>	<u>\$13,164,610</u>	<u>\$7,244,891</u>

NONMAJOR GOVERNMENTAL FUNDS

Special Revenue Funds

The special revenue funds are used to account for those financial resources that are restricted or committed by legal, regulatory, or administrative action to finance particular functions or activities of the County.

Debt Service Funds

The debt service funds are used to account for the accumulation of financial resources that are restricted, committed or assigned for the payment of general long-term debt principal, interest, and related costs.

Capital Projects Funds

The capital projects funds are used to account for financial resources that are restricted, committed, or assigned to expenditures for capital outlay, including the acquisition or construction of major capital facilities and other capital assets (other than those financed by proprietary funds).

Muskingum County, Ohio
Combining Balance Sheet
Nonmajor Governmental Funds
December 31, 2015

	Nonmajor Special Revenue Funds	Nonmajor Debt Service Funds	Nonmajor Capital Projects Funds	Total Nonmajor Governmental Funds
Assets				
Equity in Pooled Cash and Cash Equivalents	\$10,151,409	\$61,352	\$1,920,220	\$12,132,981
Cash and Cash Equivalents in Segregated Accounts	838	0	0	838
Receivables:				
Property Taxes	3,263,795	0	0	3,263,795
Payments in Lieu of Taxes	209,642	0	0	209,642
Permissive Motor Vehicle License Tax	38,727	0	0	38,727
Accounts	72,811	0	0	72,811
Intergovernmental	3,982,587	4,977	0	3,987,564
Special Assessments	0	222,583	0	222,583
Loans	0	183,229	0	183,229
Materials and Supplies Inventory	535,580	0	0	535,580
Prepaid Items	63,157	0	0	63,157
<i>Total Assets</i>	<u>\$18,318,546</u>	<u>\$472,141</u>	<u>\$1,920,220</u>	<u>\$20,710,907</u>
Liabilities				
Accounts Payable	\$256,721	\$0	\$2,277	\$258,998
Accrued Wages and Benefits	109,560	0	0	109,560
Interfund Payable	402,802	0	0	402,802
Intergovernmental Payable	157,871	0	0	157,871
<i>Total Liabilities</i>	<u>926,954</u>	<u>0</u>	<u>2,277</u>	<u>929,231</u>
Deferred Inflows of Resources				
Property Taxes	2,854,841	0	0	2,854,841
Unavailable Revenue	4,087,654	222,583	0	4,310,237
<i>Total Deferred Inflows of Resources</i>	<u>6,942,495</u>	<u>222,583</u>	<u>0</u>	<u>7,165,078</u>
Fund Balances				
Nonspendable:				
Inventory	535,580	0	0	535,580
Prepays	63,157	0	0	63,157
Restricted to:				
Court Corrections	2,048,724	0	0	2,048,724
Roads and Bridges	1,039,689	0	53,536	1,093,225
Human Services	4,531	0	0	4,531
Public Assistance	208,464	0	0	208,464
Senior Citizens	600,550	0	0	600,550
Sheriff and Jail Safety Purposes	1,330,223	0	0	1,330,223
Mental Health	62,683	0	0	62,683
Tuberculosis Treatment	1,198,407	0	0	1,198,407
Children Services	151,754	0	0	151,754
Debt Service	0	249,558	0	249,558
Capital Outlay	0	0	868,854	868,854
Real Estate Assessment and Delinquent Tax Collection	2,776,276	0	0	2,776,276
Other Purposes	781,261	0	0	781,261
Committed to Capital Outlay	0	0	995,553	995,553
Unassigned (Deficit)	(352,202)	0	0	(352,202)
<i>Total Fund Balances</i>	<u>10,449,097</u>	<u>249,558</u>	<u>1,917,943</u>	<u>12,616,598</u>
<i>Total Liabilities, Deferred Inflows of Resources, and Fund Balances</i>	<u>\$18,318,546</u>	<u>\$472,141</u>	<u>\$1,920,220</u>	<u>\$20,710,907</u>

Muskingum County, Ohio
Combining Statement of Revenues, Expenditures, and Changes in Fund Balances
Nonmajor Governmental Funds
For the Year Ended December 31, 2015

	Nonmajor Special Revenue Funds	Nonmajor Debt Service Funds	Nonmajor Capital Projects Funds	Total Nonmajor Governmental Funds
Revenues				
Property Taxes	\$2,796,165	\$0	\$0	\$2,796,165
Special Assessments	0	30,180	0	30,180
Permissive Motor Vehicle License Tax	492,467	0	0	492,467
Charges for Services	2,528,104	0	0	2,528,104
Licenses and Permits	216,177	0	0	216,177
Fines and Forfeitures	465,529	0	0	465,529
Intergovernmental	9,495,580	0	1,146,260	10,641,840
Interest	1,116	7,608	0	8,724
Payments in Lieu of Taxes	211,895	0	0	211,895
Rent	0	140,453	0	140,453
Contributions and Donations	25,254	0	0	25,254
Other	162,506	0	0	162,506
<i>Total Revenues</i>	<u>16,394,793</u>	<u>178,241</u>	<u>1,146,260</u>	<u>17,719,294</u>
Expenditures				
Current:				
General Government:				
Legislative and Executive	885,369	0	0	885,369
Judicial	302,339	0	0	302,339
Public Safety	2,624,857	0	0	2,624,857
Public Works	6,516,096	0	394,984	6,911,080
Health	1,040,489	0	0	1,040,489
Human Services	3,822,035	0	221,017	4,043,052
Capital Outlay	137,839	0	1,586,936	1,724,775
Intergovernmental	1,300,594	4,500	0	1,305,094
Debt Service:				
Principal Retirement	267,088	1,251,090	0	1,518,178
Interest and Fiscal Charges	30,668	263,591	0	294,259
<i>Total Expenditures</i>	<u>16,927,374</u>	<u>1,519,181</u>	<u>2,202,937</u>	<u>20,649,492</u>
<i>Excess of Revenues Under Expenditures</i>	<u>(532,581)</u>	<u>(1,340,940)</u>	<u>(1,056,677)</u>	<u>(2,930,198)</u>
Other Financing Sources (Use)				
OWDA Loans Issued	71,018	0	0	71,018
OPWC Loans Issued	0	0	125,144	125,144
Proceeds from the Sale of Capital Assets	10,637	0	0	10,637
Inception of a Capital Lease	137,839	0	0	137,839
Transfers In	1,262,619	1,326,710	1,654,605	4,243,934
Transfers Out	(454,159)	0	0	(454,159)
<i>Total Other Financing Sources (Use)</i>	<u>1,027,954</u>	<u>1,326,710</u>	<u>1,779,749</u>	<u>4,134,413</u>
<i>Net Change in Fund Balances</i>	495,373	(14,230)	723,072	1,204,215
Fund Balances at Beginning of Year	<u>9,953,724</u>	<u>263,788</u>	<u>1,194,871</u>	<u>11,412,383</u>
<i>Fund Balances at End of Year</i>	<u>\$10,449,097</u>	<u>\$249,558</u>	<u>\$1,917,943</u>	<u>\$12,616,598</u>

SPECIAL REVENUE FUNDS

The special revenue funds account for those financial resources that are restricted by legal, regulatory, or administrative action to finance particular functions or activities of the County. The following are reported as special revenue funds:

Major Special Revenue Funds

Public Assistance Fund - To account for various federal and state grants restricted to provide public assistance to general relief recipients and to pay their providers of medical assistance, and for certain public social services.

Starlight School Levy Fund - To account for property tax revenues and federal and state grants. Expenditures are restricted by state law to those that benefit the developmentally disabled. County expenditures have been for social service contracts, medical providers, and costs to maintain and operate buildings and buses provided for the developmentally disabled.

Children Services Levy Fund - To account for revenues derived from property taxes and state and federal funds. State law restricts the expenditures of these revenues to programs designed to aid homeless children or children from troubled families.

Nonmajor Special Revenue Funds

Dog and Kennel Fund - To account for and report the sale of dog tags, kennel permits, and fine collections restricted for the dog warden's operations.

Child Support Enforcement Agency Fund - To account for restricted state, federal, and local revenue used to administer the County Child Support program.

Childrens' Services Trust Fund - To account for restricted bequests left for the purpose of maintaining the County Children's Home.

Real Estate Assessment Fund - To account for restricted, state mandated, county-wide real estate reappraisals that are funded by charges to the political subdivisions located within the County.

Redevelopment Tax Equivalent Fund - To account for restricted money received pursuant to a tax increment financing agreement between the County and a local vendor to be used for expenses incurred during the construction of an adjoining road.

Miscellaneous Federal Grants Fund - To account for various restricted monies received through state agencies from the federal government or directly from the federal government which are not classified elsewhere. The individual funds are maintained separately on the County's books.

Access Visitation Grant Fund - To account for restricted revenues derived from a contract between the Job and Family Services Department and the Muskingum County Domestic Court. Expenditures are for contractual services in which a person has to supervise parent visitations with their children.

(continued)

SPECIAL REVENUE FUNDS (Continued)

Delinquent Real Estate Tax and Assessment Collection Fund - To account for the restricted monies received from delinquent real estate tax and assessment collections. Half of the money is to be allocated to the Prosecutor and the other half to the Treasurer for use in the collection of delinquent property taxes and assessments.

Homeland Security Fund - To account for restricted federal grants used to strengthen county-level capability to respond effectively to weapons of mass destruction and all hazard incidences in Muskingum County.

Juvenile IV-E Reimbursement Fund - To account for a restricted federal grant, sub-granted by the Ohio Department of Job and Family Services, to reimburse the costs of foster care maintenance for eligible youth, administrative costs to administer the program, and eligible training.

Tuberculosis Clinic Fund - To account for a restricted County-wide property tax levy used to diagnose and treat people with tuberculosis and respiratory diseases in the County.

Block Grants Fund - To account for restricted revenue from the federal government used for a revolving loan program and for improvements to targeted areas within the County.

County Courts Fund - To account for restricted money received through court fees which are used for court expenses and other judicial programs and issues.

Community Correction Fund - To account for restricted grant monies from the State of Ohio used to assist the County in correctional rehabilitation of persons on probation.

Home Detention (Electronic Monitor) Fund - To account for fees from the County Courts restricted for in-home housing of prisoners.

Ohio Childrens Trust Fund - To account for restricted state grants to promote the prevention of child abuse and neglect in the County for children ages 0-5 and their families.

Marriage License Fund - To account for restricted marriage license fees. Fees are paid to Transitions Inc. and used for the treatment of battered women.

Political Subdivision Housing Fund - To account for fines and forfeitures restricted for the Adult Probation Program as specified by entry from the Courts. Created pursuant to Ohio Revised Code Section 4511.99.

Indigent Drivers Alcohol Treatment Fund - To account for restricted fines from the State and County Court. Created pursuant to Ohio Revised Code Section 4511.191.

Enforcement and Education Fund - To account for monies received from convictions on alcohol related cases restricted for education of the community at large and for the purchase of law enforcement equipment.

Law Enforcement Fund - To account for restricted fines from the County courts used by the Sheriff and Prosecuting Attorney for investigations, prosecutions and training for law enforcement personnel.

Legal Aid Society Fund - To account for a 1% administrative fee from probate court to be used as restricted by law for salaries and fringe benefits.

(continued)

SPECIAL REVENUE FUNDS (Continued)

Senior Citizens Levy Fund - To account for revenue derived from property taxes restricted to assist in the providing of programs and services to the senior citizens of the County.

Felony Delinquent Care and Custody Fund - To account for restricted grant monies which are used for the Intensive Probation Program.

Drug Law Enforcement Fund - To account for income from fines on drug-related cases restricted for drug-related investigations.

Indigent Guardianship Fund - To account for restricted probate court fees used for court appointed guardians for indigents.

Victim of Criminals Fund - To account for restricted donations and state grant monies to be used to assist the victims of crime.

Sheriff Commissary Fund - To account for restricted sales within the commissary to County jail inmates.

Children Services Christmas Fund - To account for restricted donations from citizens used to purchase gifts for children under care.

Mental Health Levy Fund - To account for a County-wide property tax levy restricted for the County's share in the Muskingum Area Alcohol, Drug Addiction and Mental Health Board.

Sheriff Levy Fund - To account for a County-wide property tax levy restricted to provide additional law enforcement in the County.

Motor Vehicle and Gasoline Tax Fund - To account for revenues derived from the motor vehicle licenses, gasoline taxes, and grants. Ohio state law restricts expenditures in this fund to county road and bridge repair and improvement programs.

Law Library Resources Fund - To account for restricted fines and penalties collected by the various courts of the County and to account for restricted fees charged for law library services.

Juvenile Detention Fund - To account for restricted state and federal grants used in the operation and maintenance of the Detention Facility.

Concealed Weapon Fund - To account for fees collected from the issuance or renewal of license to carry a concealed handgun. These monies are restricted for costs incurred by the sheriff in connection with issuing these licenses or costs associated with handgun safety education programs.

Wireless 911 Fund - To account for a surcharge on cell phones restricted for the implementation and operation of a wireless 911 system.

Ohio Peace Officer Training Academy (OPOTA-CPT) Fund - To account for reimbursements from the State of Ohio restricted for mandatory continuing professional training of the sheriff's office.

Brandywine Loop Extension Fund - To account tax increment financing restricted as a grant given to the City of Zanesville for an extension of a bypass route.

Muskingum County, Ohio
Schedule of Revenues, Expenditures, and Changes
In Fund Balance - Budget (Non-GAAP Basis) and Actual
Public Assistance Fund
For the Year Ended December 31, 2015

	Final Budget	Actual	Variance Positive (Negative)
Revenues			
Charges for Services	\$466,780	\$211,925	(\$254,855)
Intergovernmental	9,009,657	7,765,224	(1,244,433)
Other	457,110	5,050	(452,060)
<i>Total Revenues</i>	<u>9,933,547</u>	<u>7,982,199</u>	<u>(1,951,348)</u>
Expenditures			
Current:			
Human Services			
Public Assistance			
Salaries and Wages	3,689,316	3,585,144	104,172
Fringe Benefits	1,763,093	1,570,647	192,446
Contractual Services	3,382,270	2,367,909	1,014,361
Materials and Supplies	88,800	73,747	15,053
Capital Outlay	57,088	43,778	13,310
Other	1,375,585	979,693	395,892
<i>Total Human Services</i>	<u>10,356,152</u>	<u>8,620,918</u>	<u>1,735,234</u>
Debt Service:			
Principal Retirement	4,067	4,067	0
Interest and Fiscal Charges	1,345	1,345	0
<i>Total Debt Service</i>	<u>5,412</u>	<u>5,412</u>	<u>0</u>
<i>Total Expenditures</i>	<u>10,361,564</u>	<u>8,626,330</u>	<u>1,735,234</u>
<i>Excess of Revenues Under Expenditures</i>	<u>(428,017)</u>	<u>(644,131)</u>	<u>(216,114)</u>
Other Financing Source (Use)			
Transfers In	280,000	254,981	(25,019)
Transfers Out	(88,278)	(88,278)	0
<i>Total Other Financing Source (Use)</i>	<u>191,722</u>	<u>166,703</u>	<u>(25,019)</u>
<i>Net Change in Fund Balance</i>	(236,295)	(477,428)	(241,133)
Fund Balance at Beginning of Year	381,536	381,536	0
Prior Year Encumbrances Appropriated	246,517	246,517	0
<i>Fund Balance at End of Year</i>	<u>\$391,758</u>	<u>\$150,625</u>	<u>(\$241,133)</u>

Muskingum County, Ohio
Schedule of Revenues, Expenditures, and Changes
In Fund Balance - Budget (Non-GAAP Basis) and Actual
Starlight School Levy Fund
For the Year Ended December 31, 2015

	Final Budget	Actual	Variance Positive (Negative)
Revenues			
Property Taxes	\$3,508,416	\$4,049,275	\$540,859
Charges for Services	35,400	29,196	(6,204)
Intergovernmental	3,354,386	5,250,920	1,896,534
Interest	0	15,750	15,750
Payments in Lieu of Taxes	36,050	16,845	(19,205)
Contributions and Donations	15,000	13,431	(1,569)
Other	11,500	26,795	15,295
<i>Total Revenues</i>	<u>6,960,752</u>	<u>9,402,212</u>	<u>2,441,460</u>
Expenditures			
Current:			
Human Services			
Starlight School			
Salaries and Wages	5,390,367	4,078,505	1,311,862
Fringe Benefits	2,603,671	1,532,639	1,071,032
Contractual Services	4,904,728	3,462,667	1,442,061
Materials and Supplies	91,088	65,725	25,363
Capital Outlay	388,399	128,786	259,613
<i>Total Expenditures</i>	<u>13,378,253</u>	<u>9,268,322</u>	<u>4,109,931</u>
<i>Excess of Revenues Over (Under) Expenditures</i>	<u>(6,417,501)</u>	<u>133,890</u>	<u>6,551,391</u>
Other Financing Source (Use)			
Transfers In	250,000	0	(250,000)
Transfers Out	(250,000)	0	250,000
<i>Total Other Financing Source (Use)</i>	<u>0</u>	<u>0</u>	<u>0</u>
<i>Net Change in Fund Balance</i>	<u>(6,417,501)</u>	<u>133,890</u>	<u>6,551,391</u>
Fund Balance at Beginning of Year	25,052,094	25,052,094	0
Prior Year Encumbrances Appropriated	511,510	511,510	0
<i>Fund Balance at End of Year</i>	<u><u>\$19,146,103</u></u>	<u><u>\$25,697,494</u></u>	<u><u>\$6,551,391</u></u>

Muskingum County, Ohio
Schedule of Revenues, Expenditures, and Changes
In Fund Balance - Budget (Non-GAAP Basis) and Actual
Children Services Levy Fund
For the Year Ended December 31, 2015

	Final Budget	Actual	Variance Positive (Negative)
Revenues			
Property Taxes	\$2,854,898	\$2,801,892	(\$53,006)
Charges for Services	1,344,200	1,510,132	165,932
Intergovernmental	1,450,566	2,845,379	1,394,813
Payments in Lieu of Taxes	0	9,562	9,562
Contributions and Donations	3,800	5,721	1,921
Other	15,000	5,696	(9,304)
<i>Total Revenues</i>	<u>5,668,464</u>	<u>7,178,382</u>	<u>1,509,918</u>
Expenditures			
Current:			
Human Services			
Children Services			
Salaries and Wages	3,450,000	3,372,990	77,010
Fringe Benefits	1,794,776	1,410,117	384,659
Contractual Services	3,343,300	2,445,935	897,365
Materials and Supplies	199,992	195,013	4,979
Capital Outlay	85,695	58,916	26,779
Other	1,097,990	943,055	154,935
<i>Total Expenditures</i>	<u>9,971,753</u>	<u>8,426,026</u>	<u>1,545,727</u>
<i>Net Change in Fund Balance</i>	(4,303,289)	(1,247,644)	3,055,645
Fund Balance at Beginning of Year	6,586,207	6,586,207	0
Prior Year Encumbrances Appropriated	<u>327,740</u>	<u>327,740</u>	<u>0</u>
<i>Fund Balance at End of Year</i>	<u><u>\$2,610,658</u></u>	<u><u>\$5,666,303</u></u>	<u><u>\$3,055,645</u></u>

Muskingum County, Ohio
Combining Balance Sheet
Nonmajor Special Revenue Funds
December 31, 2015

	Dog and Kennel	Child Support Enforcement Agency	Childrens' Services Trust	Real Estate Assessment	Redevelopment Tax Equivalent
Assets					
Equity in Pooled Cash and Cash Equivalents	\$179,495	\$24,405	\$20,023	\$2,399,586	\$0
Cash and Cash Equivalents in Segregated Accounts	0	0	0	0	0
Receivables:					
Property Taxes	0	0	0	0	0
Payments in Lieu of Taxes	0	0	0	0	133,153
Permissive Motor Vehicle License Tax	0	0	0	0	0
Accounts	0	0	0	0	0
Intergovernmental	0	162,043	0	0	0
Materials and Supplies Inventory	1,089	7,062	0	0	0
Prepaid Items	326	10,069	0	3,718	0
<i>Total Assets</i>	<u>\$180,910</u>	<u>\$203,579</u>	<u>\$20,023</u>	<u>\$2,403,304</u>	<u>\$133,153</u>
Liabilities					
Accounts Payable	\$904	\$2,405	\$0	\$6,774	\$0
Accrued Wages and Benefits	1,736	24,358	0	4,237	0
Interfund Payable	191	313,601	0	0	0
Intergovernmental Payable	1,704	29,035	0	5,200	0
<i>Total Liabilities</i>	<u>4,535</u>	<u>369,399</u>	<u>0</u>	<u>16,211</u>	<u>0</u>
Deferred Inflows of Resources					
Property Taxes	0	0	0	0	0
Unavailable Revenue	0	133,032	0	0	133,153
<i>Total Deferred Inflows of Resources</i>	<u>0</u>	<u>133,032</u>	<u>0</u>	<u>0</u>	<u>133,153</u>
Fund Balances					
Nonspendable:					
Inventory	1,089	7,062	0	0	0
Prepays	326	10,069	0	3,718	0
Restricted to:					
Court Corrections	0	0	0	0	0
Roads and Bridges	0	0	0	0	0
Human Services	0	0	0	0	0
Public Assistance	0	0	0	0	0
Senior Citizens	0	0	0	0	0
Sheriff and Jail Safety Purposes	0	0	0	0	0
Mental Health	0	0	0	0	0
Tuberculosis Treatment	0	0	0	0	0
Children Services	0	0	20,023	0	0
Real Estate Assessment and Delinquent Tax Collection	0	0	0	2,383,375	0
Other Purposes	174,960	0	0	0	0
Unassigned (Deficit)	0	(315,983)	0	0	0
<i>Total Fund Balances (Deficit)</i>	<u>176,375</u>	<u>(298,852)</u>	<u>20,023</u>	<u>2,387,093</u>	<u>0</u>
<i>Total Liabilities, Deferred Inflows of Resources, and Fund Balances</i>	<u>\$180,910</u>	<u>\$203,579</u>	<u>\$20,023</u>	<u>\$2,403,304</u>	<u>\$133,153</u>

(continued)

Muskingum County, Ohio
Combining Balance Sheet
Nonmajor Special Revenue Funds (Continued)
December 31, 2015

	Miscellaneous Federal Grants	Access Visitation Grant	Delinquent Real Estate Tax and Assessment Collection	Homeland Security	Juvenile IV-E Reimbursement
Assets					
Equity in Pooled Cash and Cash Equivalents	\$2,036	\$9,199	\$406,861	\$7,314	\$208,464
Cash and Cash Equivalents in Segregated Accounts	0	0	0	0	0
Receivables:					
Property Taxes	0	0	0	0	0
Payments in Lieu of Taxes	0	0	0	0	0
Permissive Motor Vehicle License Tax	0	0	0	0	0
Accounts	0	0	0	0	0
Intergovernmental	19,784	0	0	75,591	0
Materials and Supplies Inventory	113	0	0	0	0
Prepaid Items	2,204	0	0	3,325	0
Total Assets	<u>\$24,137</u>	<u>\$9,199</u>	<u>\$406,861</u>	<u>\$86,230</u>	<u>\$208,464</u>
Liabilities					
Accounts Payable	\$0	\$0	\$9,565	\$25,115	\$0
Accrued Wages and Benefits	996	0	1,976	0	0
Interfund Payable	10,538	0	0	0	0
Intergovernmental Payable	1,220	0	2,419	39,377	0
Total Liabilities	<u>12,754</u>	<u>0</u>	<u>13,960</u>	<u>64,492</u>	<u>0</u>
Deferred Inflows of Resources					
Property Taxes	0	0	0	0	0
Unavailable Revenue	17,334	0	0	19,047	0
Total Deferred Inflows of Resources	<u>17,334</u>	<u>0</u>	<u>0</u>	<u>19,047</u>	<u>0</u>
Fund Balances					
Nonspendable:					
Inventory	113	0	0	0	0
Prepays	2,204	0	0	3,325	0
Restricted to:					
Court Corrections	0	0	0	0	0
Roads and Bridges	0	0	0	0	0
Human Services	0	0	0	0	0
Public Assistance	0	0	0	0	208,464
Senior Citizens	0	0	0	0	0
Sheriff and Jail Safety Purposes	0	0	0	0	0
Mental Health	0	0	0	0	0
Tuberculosis Treatment	0	0	0	0	0
Children Services	0	0	0	0	0
Real Estate Assessment and Delinquent Tax Collection	0	0	392,901	0	0
Other Purposes	0	9,199	0	0	0
Unassigned (Deficit)	(8,268)	0	0	(634)	0
Total Fund Balances (Deficit)	<u>(5,951)</u>	<u>9,199</u>	<u>392,901</u>	<u>2,691</u>	<u>208,464</u>
Total Liabilities, Deferred Inflows of Resources, and Fund Balances	<u>\$24,137</u>	<u>\$9,199</u>	<u>\$406,861</u>	<u>\$86,230</u>	<u>\$208,464</u>

Tuberculosis Clinic	Block Grants	County Courts	Community Correction	Home Detention (Electronic Monitor)	Marriage License	Political Subdivision Housing
\$1,209,625	\$57,210	\$2,025,510	\$4,575	\$175,323	\$1,533	\$44,983
838	0	0	0	0	0	0
633,423	0	0	0	0	0	0
1,621	0	0	0	0	0	0
0	0	0	0	0	0	0
10,111	0	9,871	0	23,450	0	740
103,971	659,499	0	125,413	22,032	0	0
12,964	168	0	0	0	0	0
1,951	410	18,727	0	150	0	0
<u>\$1,974,504</u>	<u>\$717,287</u>	<u>\$2,054,108</u>	<u>\$129,988</u>	<u>\$220,955</u>	<u>\$1,533</u>	<u>\$45,723</u>
\$12,691	\$10,400	\$2,135	\$0	\$8,168	\$1,533	\$3,000
3,623	986	0	2,843	1,674	0	0
272	70,000	0	0	534	0	0
8,717	3,141	365	2,444	2,045	0	0
<u>25,303</u>	<u>84,527</u>	<u>2,500</u>	<u>5,287</u>	<u>12,421</u>	<u>1,533</u>	<u>3,000</u>
568,619	0	0	0	0	0	0
167,260	659,499	9,871	62,706	34,466	0	0
<u>735,879</u>	<u>659,499</u>	<u>9,871</u>	<u>62,706</u>	<u>34,466</u>	<u>0</u>	<u>0</u>
12,964	168	0	0	0	0	0
1,951	410	18,727	0	150	0	0
0	0	2,023,010	0	0	0	0
0	0	0	0	0	0	0
0	0	0	0	0	0	0
0	0	0	0	0	0	0
0	0	0	0	0	0	0
0	0	0	61,995	173,918	0	0
0	0	0	0	0	0	0
1,198,407	0	0	0	0	0	0
0	0	0	0	0	0	0
0	0	0	0	0	0	0
0	0	0	0	0	0	42,723
0	(27,317)	0	0	0	0	0
<u>1,213,322</u>	<u>(26,739)</u>	<u>2,041,737</u>	<u>61,995</u>	<u>174,068</u>	<u>0</u>	<u>42,723</u>
<u>\$1,974,504</u>	<u>\$717,287</u>	<u>\$2,054,108</u>	<u>\$129,988</u>	<u>\$220,955</u>	<u>\$1,533</u>	<u>\$45,723</u>

(continued)

Muskingum County, Ohio
Combining Balance Sheet
Nonmajor Special Revenue Funds (Continued)
December 31, 2015

	Indigent Drivers Alcohol Treatment	Enforcement and Education	Law Enforcement	Legal Aid Society	Senior Citizens Levy
Assets					
Equity in Pooled Cash and Cash Equivalents	\$258,473	\$670	\$105,070	\$775	\$616,599
Cash and Cash Equivalents in Segregated Accounts	0	0	0	0	0
Receivables:					
Property Taxes	0	0	0	0	761,789
Payments in Lieu of Taxes	0	0	0	0	1,963
Permissive Motor Vehicle License Tax	0	0	0	0	0
Accounts	0	125	0	0	0
Intergovernmental	3,575	0	0	0	43,108
Materials and Supplies Inventory	0	0	0	0	0
Prepaid Items	0	0	0	0	2,930
<i>Total Assets</i>	<u>\$262,048</u>	<u>\$795</u>	<u>\$105,070</u>	<u>\$775</u>	<u>\$1,426,389</u>
Liabilities					
Accounts Payable	\$455	\$0	\$1,037	\$0	\$0
Accrued Wages and Benefits	0	0	0	0	7,315
Interfund Payable	0	0	0	0	0
Intergovernmental Payable	0	0	0	0	8,734
<i>Total Liabilities</i>	<u>455</u>	<u>0</u>	<u>1,037</u>	<u>0</u>	<u>16,049</u>
Deferred Inflows of Resources					
Property Taxes	0	0	0	0	679,664
Unavailable Revenue	3,575	0	0	0	127,196
<i>Total Deferred Inflows of Resources</i>	<u>3,575</u>	<u>0</u>	<u>0</u>	<u>0</u>	<u>806,860</u>
Fund Balances					
Nonspendable:					
Inventory	0	0	0	0	0
Prepays	0	0	0	0	2,930
Restricted to:					
Court Corrections	0	0	0	0	0
Roads and Bridges	0	0	0	0	0
Human Services	0	0	0	0	0
Public Assistance	0	0	0	0	0
Senior Citizens	0	0	0	0	600,550
Sheriff and Jail Safety Purposes	0	795	104,033	0	0
Mental Health	0	0	0	0	0
Tuberculosis Treatment	0	0	0	0	0
Children Services	0	0	0	0	0
Real Estate Assessment and Delinquent Tax Collection	0	0	0	0	0
Other Purposes	258,018	0	0	775	0
Unassigned (Deficit)	0	0	0	0	0
<i>Total Fund Balances (Deficit)</i>	<u>258,018</u>	<u>795</u>	<u>104,033</u>	<u>775</u>	<u>603,480</u>
<i>Total Liabilities, Deferred Inflows of Resources, and Fund Balances</i>	<u>\$262,048</u>	<u>\$795</u>	<u>\$105,070</u>	<u>\$775</u>	<u>\$1,426,389</u>

Felony Delinquent Care and Custody	Drug Law Enforcement	Indigent Guardianship	Victim of Criminals	Sheriff Commissary	Children Services Christmas	Mental Health Levy	Sheriff Levy
\$244,990	\$9,715	\$4,531	\$12,328	\$144,198	\$134,006	\$62,683	\$264,216
0	0	0	0	0	0	0	0
0	0	0	0	0	0	1,311,663	556,920
0	0	0	0	0	0	3,570	1,656
0	0	0	0	0	0	0	0
0	0	0	0	20,128	0	0	0
92,133	488	0	33,088	0	0	123,746	21,430
0	0	0	0	0	0	0	0
0	0	0	0	819	0	0	0
<u>\$337,123</u>	<u>\$10,203</u>	<u>\$4,531</u>	<u>\$45,416</u>	<u>\$165,145</u>	<u>\$134,006</u>	<u>\$1,501,662</u>	<u>\$844,222</u>
\$15,586	\$0	\$0	\$0	\$35,625	\$2,275	\$0	\$0
1,724	0	0	1,317	316	0	0	4,966
0	0	0	6,861	0	0	0	0
2,147	0	0	210	2,509	0	0	8,221
<u>19,457</u>	<u>0</u>	<u>0</u>	<u>8,388</u>	<u>38,450</u>	<u>2,275</u>	<u>0</u>	<u>13,187</u>
0	0	0	0	0	0	1,139,463	467,095
92,133	488	0	20,200	13,790	0	299,516	112,911
<u>92,133</u>	<u>488</u>	<u>0</u>	<u>20,200</u>	<u>13,790</u>	<u>0</u>	<u>1,438,979</u>	<u>580,006</u>
0	0	0	0	0	0	0	0
0	0	0	0	819	0	0	0
0	0	0	0	0	0	0	0
0	0	0	0	0	0	0	0
0	0	4,531	0	0	0	0	0
0	0	0	0	0	0	0	0
0	0	0	0	0	0	0	0
225,533	9,715	0	16,828	112,086	0	0	251,029
0	0	0	0	0	0	62,683	0
0	0	0	0	0	0	0	0
0	0	0	0	0	131,731	0	0
0	0	0	0	0	0	0	0
0	0	0	0	0	0	0	0
0	0	0	0	0	0	0	0
0	0	0	0	0	0	0	0
<u>225,533</u>	<u>9,715</u>	<u>4,531</u>	<u>16,828</u>	<u>112,905</u>	<u>131,731</u>	<u>62,683</u>	<u>251,029</u>
<u>\$337,123</u>	<u>\$10,203</u>	<u>\$4,531</u>	<u>\$45,416</u>	<u>\$165,145</u>	<u>\$134,006</u>	<u>\$1,501,662</u>	<u>\$844,222</u>

(continued)

Muskingum County, Ohio
Combining Balance Sheet
Nonmajor Special Revenue Funds (Continued)
December 31, 2015

	Motor Vehicle and Gasoline Tax	Law Library Resources	Juvenile Detention	Concealed Weapon
Assets				
Equity in Pooled Cash and Cash Equivalents	\$805,048	\$152,220	\$25,787	\$32,319
Cash and Cash Equivalents in Segregated Accounts	0	0	0	0
Receivables:				
Property Taxes	0	0	0	0
Payments in Lieu of Taxes	0	0	0	0
Permissive Motor Vehicle License Tax	38,727	0	0	0
Accounts	6,997	0	0	1,389
Intergovernmental	2,489,646	0	0	0
Materials and Supplies Inventory	514,064	120	0	0
Prepaid Items	13,171	5,357	0	0
<i>Total Assets</i>	<u>\$3,867,653</u>	<u>\$157,697</u>	<u>\$25,787</u>	<u>\$33,708</u>
Liabilities				
Accounts Payable	\$106,312	\$12,668	\$73	\$0
Accrued Wages and Benefits	49,697	104	0	316
Interfund Payable	805	0	0	0
Intergovernmental Payable	37,157	127	0	1,517
<i>Total Liabilities</i>	<u>193,971</u>	<u>12,899</u>	<u>73</u>	<u>1,833</u>
Deferred Inflows of Resources				
Property Taxes	0	0	0	0
Unavailable Revenue	2,106,758	0	0	0
<i>Total Deferred Inflows of Resources</i>	<u>2,106,758</u>	<u>0</u>	<u>0</u>	<u>0</u>
Fund Balances				
Nonspendable:				
Inventory	514,064	120	0	0
Prepays	13,171	5,357	0	0
Restricted to:				
Court Corrections	0	0	25,714	0
Roads and Bridges	1,039,689	0	0	0
Human Services	0	0	0	0
Public Assistance	0	0	0	0
Senior Citizens	0	0	0	0
Sheriff and Jail Safety Purposes	0	0	0	31,875
Mental Health	0	0	0	0
Tuberculosis Treatment	0	0	0	0
Children Services	0	0	0	0
Real Estate Assessment and Delinquent Tax Collection	0	0	0	0
Other Purposes	0	139,321	0	0
Unassigned (Deficit)	0	0	0	0
<i>Total Fund Balances (Deficit)</i>	<u>1,566,924</u>	<u>144,798</u>	<u>25,714</u>	<u>31,875</u>
<i>Total Liabilities, Deferred Inflows of Resources, and Fund Balances</i>	<u>\$3,867,653</u>	<u>\$157,697</u>	<u>\$25,787</u>	<u>\$33,708</u>

Wireless 911	OPOTA- CPT	Brandywine Loop Extension	Total Nonmajor Special Revenue Funds
\$342,160	\$3,214	\$156,265	\$10,151,409
0	0	0	838
0	0	0	3,263,795
0	0	67,679	209,642
0	0	0	38,727
0	0	0	72,811
0	7,040	0	3,982,587
0	0	0	535,580
0	0	0	63,157
<u>\$342,160</u>	<u>\$10,254</u>	<u>\$223,944</u>	<u>\$18,318,546</u>
\$0	\$0	\$0	\$256,721
1,376	0	0	109,560
0	0	0	402,802
1,582	0	0	157,871
<u>2,958</u>	<u>0</u>	<u>0</u>	<u>926,954</u>
0	0	0	2,854,841
0	7,040	67,679	4,087,654
<u>0</u>	<u>7,040</u>	<u>67,679</u>	<u>6,942,495</u>
0	0	0	535,580
0	0	0	63,157
0	0	0	2,048,724
0	0	0	1,039,689
0	0	0	4,531
0	0	0	208,464
0	0	0	600,550
339,202	3,214	0	1,330,223
0	0	0	62,683
0	0	0	1,198,407
0	0	0	151,754
0	0	0	2,776,276
0	0	156,265	781,261
0	0	0	(352,202)
<u>339,202</u>	<u>3,214</u>	<u>156,265</u>	<u>10,449,097</u>
<u>\$342,160</u>	<u>\$10,254</u>	<u>\$223,944</u>	<u>\$18,318,546</u>

Muskingum County, Ohio
Combining Statement of Revenues, Expenditures, and Changes in Fund Balances
Nonmajor Special Revenue Funds
For the Year Ended December 31, 2015

	Dog and Kennel	Child Support Enforcement Agency	Childrens' Services Trust	Real Estate Assessment
Revenues				
Property Taxes	\$0	\$0	\$0	\$0
Permissive Motor Vehicle License Tax	0	0	0	0
Charges for Services	28,015	334,556	0	952,994
Licenses and Permits	133,362	0	0	0
Fines and Forfeitures	1,171	0	0	100
Intergovernmental	0	1,861,073	0	0
Interest	0	0	68	0
Payments in Lieu of Taxes	0	0	0	0
Contributions and Donations	0	0	130	0
Other	0	772	0	0
<i>Total Revenues</i>	<u>162,548</u>	<u>2,196,401</u>	<u>198</u>	<u>953,094</u>
Expenditures				
Current:				
General Government:				
Legislative and Executive	0	0	0	659,720
Judicial	0	0	0	0
Public Safety	0	0	0	0
Public Works	0	0	0	0
Health	167,879	0	0	0
Human Services	0	3,080,438	12,708	0
Capital Outlay	0	0	0	0
Intergovernmental	0	0	0	0
Debt Service:				
Principal Retirement	0	2,726	0	0
Interest and Fiscal Charges	0	910	0	0
<i>Total Expenditures</i>	<u>167,879</u>	<u>3,084,074</u>	<u>12,708</u>	<u>659,720</u>
<i>Excess of Revenues Over (Under) Expenditures</i>	<u>(5,331)</u>	<u>(887,673)</u>	<u>(12,510)</u>	<u>293,374</u>
Other Financing Sources (Use)				
OWDA Loans Issued	0	0	0	0
Proceeds from the Sale of Capital Assets	0	0	0	0
Inception of a Capital Lease	0	0	0	0
Transfers In	0	588,278	0	0
Transfers Out	0	0	0	0
<i>Total Other Financing Sources (Use)</i>	<u>0</u>	<u>588,278</u>	<u>0</u>	<u>0</u>
<i>Net Change in Fund Balances</i>	(5,331)	(299,395)	(12,510)	293,374
Fund Balances (Deficit) at				
Beginning of Year	<u>181,706</u>	<u>543</u>	<u>32,533</u>	<u>2,093,719</u>
<i>Fund Balances (Deficit) at End of Year</i>	<u>\$176,375</u>	<u>(\$298,852)</u>	<u>\$20,023</u>	<u>\$2,387,093</u>

Redevelopment Tax Equivalent	Miscellaneous Federal Grants	Access Visitation Grant	Delinquent Real Estate Tax and Assessment Collection	Homeland Security	Juvenile IV-E Reimbursement	Tuberculosis Clinic
\$0	\$0	\$0	\$0	\$0	\$0	\$558,938
0	0	0	0	0	0	0
0	0	5,400	351,484	0	0	63,639
0	0	0	0	0	0	0
0	0	0	0	0	0	0
0	134,257	0	0	380,669	172,736	121,329
0	0	0	0	0	0	0
132,857	0	0	0	0	0	1,912
0	0	0	0	0	0	0
0	22,350	0	45,463	0	0	68,563
<u>132,857</u>	<u>156,607</u>	<u>5,400</u>	<u>396,947</u>	<u>380,669</u>	<u>172,736</u>	<u>814,381</u>
0	0	0	225,649	0	0	0
0	0	0	0	0	0	0
0	187,740	0	0	395,043	0	0
845,540	0	0	0	0	0	0
0	0	0	0	0	0	850,637
0	0	0	0	0	37,131	0
0	0	0	0	0	0	0
0	0	0	0	0	0	0
0	0	0	0	0	0	0
<u>0</u>	<u>0</u>	<u>0</u>	<u>0</u>	<u>0</u>	<u>0</u>	<u>0</u>
<u>845,540</u>	<u>187,740</u>	<u>0</u>	<u>225,649</u>	<u>395,043</u>	<u>37,131</u>	<u>850,637</u>
<u>(712,683)</u>	<u>(31,133)</u>	<u>5,400</u>	<u>171,298</u>	<u>(14,374)</u>	<u>135,605</u>	<u>(36,256)</u>
0	0	0	0	0	0	0
0	0	0	0	0	0	0
0	0	0	0	0	0	0
595,937	45,553	0	0	0	0	0
<u>0</u>	<u>0</u>	<u>0</u>	<u>0</u>	<u>0</u>	<u>0</u>	<u>0</u>
<u>595,937</u>	<u>45,553</u>	<u>0</u>	<u>0</u>	<u>0</u>	<u>0</u>	<u>0</u>
(116,746)	14,420	5,400	171,298	(14,374)	135,605	(36,256)
<u>116,746</u>	<u>(20,371)</u>	<u>3,799</u>	<u>221,603</u>	<u>17,065</u>	<u>72,859</u>	<u>1,249,578</u>
<u>\$0</u>	<u>(\$5,951)</u>	<u>\$9,199</u>	<u>\$392,901</u>	<u>\$2,691</u>	<u>\$208,464</u>	<u>\$1,213,322</u>

(continued)

Muskingum County, Ohio
Combining Statement of Revenues, Expenditures, and Changes in Fund Balances
Nonmajor Special Revenue Funds (Continued)
For the Year Ended December 31, 2015

	Block Grants	County Courts	Community Correction	Home Detention (Electronic Monitor)
Revenues				
Property Taxes	\$0	\$0	\$0	\$0
Permissive Motor Vehicle License Tax	0	0	0	0
Charges for Services	400	221,471	0	158,374
Licenses and Permits	0	0	0	0
Fines and Forfeitures	0	133,658	0	0
Intergovernmental	646,579	4,996	250,828	55,082
Interest	0	0	0	0
Payments in Lieu of Taxes	0	0	0	0
Contributions and Donations	0	0	0	0
Other	0	0	0	0
<i>Total Revenues</i>	<u>646,979</u>	<u>360,125</u>	<u>250,828</u>	<u>213,456</u>
Expenditures				
Current:				
General Government:				
Legislative and Executive	0	0	0	0
Judicial	0	123,186	0	0
Public Safety	0	0	246,055	215,092
Public Works	611,268	0	0	0
Health	0	0	0	0
Human Services	0	0	0	0
Capital Outlay	0	7,700	0	0
Intergovernmental	0	0	0	0
Debt Service:				
Principal Retirement	71,018	518	0	0
Interest and Fiscal Charges	0	282	0	0
<i>Total Expenditures</i>	<u>682,286</u>	<u>131,686</u>	<u>246,055</u>	<u>215,092</u>
<i>Excess of Revenues Over (Under) Expenditures</i>	<u>(35,307)</u>	<u>228,439</u>	<u>4,773</u>	<u>(1,636)</u>
Other Financing Sources (Use)				
OWDA Loans Issued	71,018	0	0	0
Proceeds from the Sale of Capital Assets	0	0	0	0
Inception of a Capital Lease	0	7,700	0	0
Transfers In	4,694	0	0	0
Transfers Out	0	0	0	0
<i>Total Other Financing Sources (Use)</i>	<u>75,712</u>	<u>7,700</u>	<u>0</u>	<u>0</u>
<i>Net Change in Fund Balances</i>	40,405	236,139	4,773	(1,636)
Fund Balances (Deficit) at Beginning of Year	<u>(67,144)</u>	<u>1,805,598</u>	<u>57,222</u>	<u>175,704</u>
<i>Fund Balances (Deficit) at End of Year</i>	<u>(\$26,739)</u>	<u>\$2,041,737</u>	<u>\$61,995</u>	<u>\$174,068</u>

Ohio Childrens Trust	Marriage License	Political Subdivision Housing	Indigent Drivers Alcohol Treatment	Enforcement and Education	Law Enforcement
\$0	\$0	\$0	\$0	\$0	\$0
0	0	0	0	0	0
0	0	0	0	0	0
0	21,973	0	0	0	0
0	0	14,287	25,908	1,658	80,562
13,777	0	0	17,539	0	0
0	0	0	0	0	0
0	0	0	0	0	0
0	0	0	0	0	11,604
0	0	0	0	0	0
<u>13,777</u>	<u>21,973</u>	<u>14,287</u>	<u>43,447</u>	<u>1,658</u>	<u>92,166</u>
0	0	0	0	0	0
0	0	0	0	0	0
0	0	8,000	0	2,267	67,686
0	0	0	0	0	0
0	21,973	0	0	0	0
13,777	0	0	5,467	0	0
0	0	0	0	0	0
0	0	0	0	0	0
0	0	0	0	0	0
0	0	0	0	0	0
<u>13,777</u>	<u>21,973</u>	<u>8,000</u>	<u>5,467</u>	<u>2,267</u>	<u>67,686</u>
<u>0</u>	<u>0</u>	<u>6,287</u>	<u>37,980</u>	<u>(609)</u>	<u>24,480</u>
0	0	0	0	0	0
0	0	0	0	0	10,637
0	0	0	0	0	0
0	0	0	0	0	0
<u>0</u>	<u>0</u>	<u>0</u>	<u>0</u>	<u>0</u>	<u>0</u>
<u>0</u>	<u>0</u>	<u>0</u>	<u>0</u>	<u>0</u>	<u>10,637</u>
0	0	6,287	37,980	(609)	35,117
0	0	36,436	220,038	1,404	68,916
<u>\$0</u>	<u>\$0</u>	<u>\$42,723</u>	<u>\$258,018</u>	<u>\$795</u>	<u>\$104,033</u>

(continued)

Muskingum County, Ohio
Combining Statement of Revenues, Expenditures, and Changes in Fund Balances
Nonmajor Special Revenue Funds (Continued)
For the Year Ended December 31, 2015

	Legal Aid Society	Senior Citizens Levy	Felony Delinquent Care and Custody	Drug Law Enforcement
Revenues				
Property Taxes	\$0	\$667,655	\$0	\$0
Permissive Motor Vehicle License Tax	0	0	0	0
Charges for Services	92	0	0	0
Licenses and Permits	0	0	0	0
Fines and Forfeitures	0	0	0	4,159
Intergovernmental	0	95,395	256,260	0
Interest	0	0	0	0
Payments in Lieu of Taxes	0	2,311	0	0
Contributions and Donations	0	0	0	0
Other	0	0	0	0
<i>Total Revenues</i>	92	765,361	256,260	4,159
Expenditures				
Current:				
General Government:				
Legislative and Executive	0	0	0	0
Judicial	0	0	0	0
Public Safety	0	0	204,443	19,914
Public Works	0	0	0	0
Health	0	0	0	0
Human Services	0	659,015	0	0
Capital Outlay	0	0	0	0
Intergovernmental	0	0	0	0
Debt Service:				
Principal Retirement	0	0	0	0
Interest and Fiscal Charges	0	0	0	0
<i>Total Expenditures</i>	0	659,015	204,443	19,914
<i>Excess of Revenues Over (Under) Expenditures</i>	92	106,346	51,817	(15,755)
Other Financing Sources (Use)				
OWDA Loans Issued	0	0	0	0
Proceeds from the Sale of Capital Assets	0	0	0	0
Inception of a Capital Lease	0	0	0	0
Transfers In	0	0	0	0
Transfers Out	0	0	0	0
<i>Total Other Financing Sources (Use)</i>	0	0	0	0
<i>Net Change in Fund Balances</i>	92	106,346	51,817	(15,755)
Fund Balances (Deficit) at Beginning of Year	683	497,134	173,716	25,470
<i>Fund Balances (Deficit) at End of Year</i>	\$775	\$603,480	\$225,533	\$9,715

<u>Indigent Guardianship</u>	<u>Victim of Criminals</u>	<u>Sheriff Commissary</u>	<u>Children Services Christmas</u>	<u>Mental Health Levy</u>	<u>Sheriff Levy</u>
\$0	\$0	\$0	\$0	\$1,115,140	\$454,432
0	0	0	0	0	0
11,220	0	400,459	0	0	0
0	0	0	0	0	0
0	0	0	0	0	0
0	52,963	0	0	177,691	43,812
0	0	0	0	0	0
0	0	0	0	4,173	1,925
0	0	0	11,817	0	0
1,412	0	0	0	0	0
<u>12,632</u>	<u>52,963</u>	<u>400,459</u>	<u>11,817</u>	<u>1,297,004</u>	<u>500,169</u>
0	0	0	0	0	0
0	0	0	0	0	0
0	64,675	392,878	0	0	493,240
0	0	0	0	0	0
0	0	0	0	0	0
9,358	0	0	4,141	0	0
0	0	0	0	0	0
0	0	0	0	1,300,594	0
0	0	0	0	0	0
0	0	0	0	0	0
<u>9,358</u>	<u>64,675</u>	<u>392,878</u>	<u>4,141</u>	<u>1,300,594</u>	<u>493,240</u>
<u>3,274</u>	<u>(11,712)</u>	<u>7,581</u>	<u>7,676</u>	<u>(3,590)</u>	<u>6,929</u>
0	0	0	0	0	0
0	0	0	0	0	0
0	0	0	0	0	0
0	23,157	0	0	0	0
0	0	0	0	0	0
<u>0</u>	<u>23,157</u>	<u>0</u>	<u>0</u>	<u>0</u>	<u>0</u>
3,274	11,445	7,581	7,676	(3,590)	6,929
<u>1,257</u>	<u>5,383</u>	<u>105,324</u>	<u>124,055</u>	<u>66,273</u>	<u>244,100</u>
<u>\$4,531</u>	<u>\$16,828</u>	<u>\$112,905</u>	<u>\$131,731</u>	<u>\$62,683</u>	<u>\$251,029</u>

(continued)

Muskingum County, Ohio
Combining Statement of Revenues, Expenditures, and Changes in Fund Balances
Nonmajor Special Revenue Funds (Continued)
For the Year Ended December 31, 2015

	Motor Vehicle and Gasoline Tax	Law Library Resources	Juvenile Detention
Revenues			
Property Taxes	\$0	\$0	\$0
Permissive Motor Vehicle License Tax	492,467	0	0
Charges for Services	0	0	0
Licenses and Permits	7,060	0	0
Fines and Forfeitures	64,228	139,798	0
Intergovernmental	5,014,848	0	12,499
Interest	1,048	0	0
Payments in Lieu of Taxes	0	0	0
Contributions and Donations	1,703	0	0
Other	21,516	2,430	0
<i>Total Revenues</i>	<u>5,602,870</u>	<u>142,228</u>	<u>12,499</u>
Expenditures			
Current:			
General Government:			
Legislative and Executive	0	0	0
Judicial	0	163,295	15,858
Public Safety	0	0	0
Public Works	5,059,288	0	0
Health	0	0	0
Human Services	0	0	0
Capital Outlay	130,139	0	0
Intergovernmental	0	0	0
Debt Service:			
Principal Retirement	157,826	0	0
Interest and Fiscal Charges	3,076	0	0
<i>Total Expenditures</i>	<u>5,350,329</u>	<u>163,295</u>	<u>15,858</u>
<i>Excess of Revenues Over (Under) Expenditures</i>	<u>252,541</u>	<u>(21,067)</u>	<u>(3,359)</u>
Other Financing Sources (Use)			
OWDA Loans Issued	0	0	0
Proceeds from the Sale of Capital Assets	0	0	0
Inception of a Capital Lease	130,139	0	0
Transfers In	0	0	5,000
Transfers Out	(454,159)	0	0
<i>Total Other Financing Sources (Use)</i>	<u>(324,020)</u>	<u>0</u>	<u>5,000</u>
<i>Net Change in Fund Balances</i>	(71,479)	(21,067)	1,641
Fund Balances (Deficit) at Beginning of Year	<u>1,638,403</u>	<u>165,865</u>	<u>24,073</u>
<i>Fund Balances (Deficit) at End of Year</i>	<u><u>\$1,566,924</u></u>	<u><u>\$144,798</u></u>	<u><u>\$25,714</u></u>

Concealed Weapon	Wireless 911	OPOTA- CPT	Brandywine Loop Extension	Total Nonmajor Special Revenue Funds
\$0	\$0	\$0	\$0	\$2,796,165
0	0	0	0	492,467
0	0	0	0	2,528,104
53,782	0	0	0	216,177
0	0	0	0	465,529
0	176,447	6,800	0	9,495,580
0	0	0	0	1,116
0	0	0	68,717	211,895
0	0	0	0	25,254
0	0	0	0	162,506
<u>53,782</u>	<u>176,447</u>	<u>6,800</u>	<u>68,717</u>	<u>16,394,793</u>
0	0	0	0	885,369
0	0	0	0	302,339
45,931	278,307	3,586	0	2,624,857
0	0	0	0	6,516,096
0	0	0	0	1,040,489
0	0	0	0	3,822,035
0	0	0	0	137,839
0	0	0	0	1,300,594
0	0	0	35,000	267,088
0	0	0	26,400	30,668
<u>45,931</u>	<u>278,307</u>	<u>3,586</u>	<u>61,400</u>	<u>16,927,374</u>
<u>7,851</u>	<u>(101,860)</u>	<u>3,214</u>	<u>7,317</u>	<u>(532,581)</u>
0	0	0	0	71,018
0	0	0	0	10,637
0	0	0	0	137,839
0	0	0	0	1,262,619
0	0	0	0	(454,159)
<u>0</u>	<u>0</u>	<u>0</u>	<u>0</u>	<u>1,027,954</u>
7,851	(101,860)	3,214	7,317	495,373
<u>24,024</u>	<u>441,062</u>	<u>0</u>	<u>148,948</u>	<u>9,953,724</u>
<u>\$31,875</u>	<u>\$339,202</u>	<u>\$3,214</u>	<u>\$156,265</u>	<u>\$10,449,097</u>

Muskingum County, Ohio
Schedule of Revenues, Expenditures, and Changes
In Fund Balance - Budget (Non-GAAP Basis) and Actual
Dog and Kennel Fund
For the Year Ended December 31, 2015

	Final Budget	Actual	Variance Positive (Negative)
Revenues			
Charges for Services	\$24,370	\$28,015	\$3,645
Licenses and Permits	118,500	133,362	14,862
Fines and Forfeitures	1,000	1,171	171
<i>Total Revenues</i>	<u>143,870</u>	<u>162,548</u>	<u>18,678</u>
Expenditures			
Current:			
Health			
Animal Control			
Salaries and Wages	99,872	99,000	872
Fringe Benefits	43,474	43,260	214
Contractual Services	13,735	9,246	4,489
Materials and Supplies	18,832	17,079	1,753
Capital Outlay	3,605	2,017	1,588
Other	2,457	2,286	171
<i>Total Expenditures</i>	<u>181,975</u>	<u>172,888</u>	<u>9,087</u>
<i>Net Change in Fund Balance</i>	(38,105)	(10,340)	27,765
Fund Balance at Beginning of Year	187,752	187,752	0
Prior Year Encumbrances Appropriated	<u>1,099</u>	<u>1,099</u>	<u>0</u>
<i>Fund Balance at End of Year</i>	<u><u>\$150,746</u></u>	<u><u>\$178,511</u></u>	<u><u>\$27,765</u></u>

Muskingum County, Ohio
Schedule of Revenues, Expenditures, and Changes
In Fund Balance - Budget (Non-GAAP Basis) and Actual
Child Support Enforcement Agency Fund
For the Year Ended December 31, 2015

	Final Budget	Actual	Variance Positive (Negative)
Revenues			
Charges for Services	\$353,500	\$335,524	(\$17,976)
Intergovernmental	2,236,080	1,861,073	(375,007)
Other	4,800	772	(4,028)
<i>Total Revenues</i>	<u>2,594,380</u>	<u>2,197,369</u>	<u>(397,011)</u>
Expenditures			
Current:			
Human Services			
Child Support Enforcement			
Salaries and Wages	1,636,080	1,622,272	13,808
Fringe Benefits	748,179	684,697	63,482
Contractual Services	830,495	687,750	142,745
Materials and Supplies	81,807	54,977	26,830
Capital Outlay	16,364	8,105	8,259
Other	65,000	60,906	4,094
<i>Total Human Services</i>	<u>3,377,925</u>	<u>3,118,707</u>	<u>259,218</u>
Debt Service:			
Principal Retirement	2,726	2,726	0
Interest and Fiscal Charges	910	910	0
<i>Total Debt Service</i>	<u>3,636</u>	<u>3,636</u>	<u>0</u>
<i>Total Expenditures</i>	<u>3,381,561</u>	<u>3,122,343</u>	<u>259,218</u>
<i>Excess of Revenues Under Expenditures</i>	(787,181)	(924,974)	(137,793)
Other Financing Source			
Transfers In	688,278	588,278	(100,000)
<i>Net Change in Fund Balance</i>	(98,903)	(336,696)	(237,793)
Fund Balance at Beginning of Year	271,471	271,471	0
Prior Year Encumbrances Appropriated	47,681	47,681	0
<i>Fund Balance at End of Year</i>	<u><u>\$220,249</u></u>	<u><u>(\$17,544)</u></u>	<u><u>(\$237,793)</u></u>

Muskingum County, Ohio
Schedule of Revenues, Expenditures, and Changes
In Fund Balance - Budget (Non-GAAP Basis) and Actual
Childrens' Services Trust Fund
For the Year Ended December 31, 2015

	Final Budget	Actual	Variance Positive (Negative)
Revenues			
Interest	\$0	\$71	\$71
Contributions and Donations	0	130	130
<i>Total Revenues</i>	<u>0</u>	<u>201</u>	<u>201</u>
Expenditures			
Current:			
Human Services			
Childrens' Services Trust Fund			
Materials and Supplies	32,000	12,708	19,292
<i>Net Change in Fund Balance</i>	(32,000)	(12,507)	19,493
Fund Balance at Beginning of Year	<u>32,526</u>	<u>32,526</u>	<u>0</u>
<i>Fund Balance at End of Year</i>	<u><u>\$526</u></u>	<u><u>\$20,019</u></u>	<u><u>\$19,493</u></u>

Muskingum County, Ohio
Schedule of Revenues, Expenditures, and Changes
In Fund Balance - Budget (Non-GAAP Basis) and Actual
Real Estate Assessment Fund
For the Year Ended December 31, 2015

	Final Budget	Actual	Variance Positive (Negative)
Revenues			
Charges for Services	\$926,550	\$952,994	\$26,444
Fines and Forfeitures	400	100	(300)
<i>Total Revenues</i>	<u>926,950</u>	<u>953,094</u>	<u>26,144</u>
Expenditures			
Current:			
General Government - Legislative and Executive			
County Auditor			
Salaries and Wages	380,302	295,387	84,915
Fringe Benefits	158,587	133,103	25,484
Contractual Services	429,564	392,768	36,796
Materials and Supplies	7,600	7,080	520
Capital Outlay	21,750	15,146	6,604
Other	500	25	475
<i>Total Expenditures</i>	<u>998,303</u>	<u>843,509</u>	<u>154,794</u>
<i>Net Change in Fund Balance</i>	(71,353)	109,585	180,938
Fund Balance at Beginning of Year	1,941,083	1,941,083	0
Prior Year Encumbrances Appropriated	<u>172,035</u>	<u>172,035</u>	<u>0</u>
<i>Fund Balance at End of Year</i>	<u><u>\$2,041,765</u></u>	<u><u>\$2,222,703</u></u>	<u><u>\$180,938</u></u>

Muskingum County, Ohio
Schedule of Revenues, Expenditures, and Changes
In Fund Balance - Budget (Non-GAAP Basis) and Actual
Redevelopment Tax Equivalent Fund
For the Year Ended December 31, 2015

	Final Budget	Actual	Variance Positive (Negative)
Revenues			
Payments in Lieu of Taxes	\$132,900	\$132,857	(\$43)
Expenditures			
Current:			
Public Works			
Redevelopment Tax Equivalent			
Contractual Services	845,540	845,540	0
<i>Excess of Revenues Under Expenditures</i>	<u>(712,640)</u>	<u>(712,683)</u>	<u>(43)</u>
Other Financing Source (Use)			
Transfers In	845,540	595,937	(249,603)
Transfers Out	<u>(132,900)</u>	<u>0</u>	<u>132,900</u>
<i>Total Other Financing Source (Use)</i>	<u>712,640</u>	<u>595,937</u>	<u>(116,703)</u>
<i>Net Change in Fund Balance</i>	0	(116,746)	(116,746)
Fund Balance at Beginning of Year	<u>116,746</u>	<u>116,746</u>	<u>0</u>
<i>Fund Balance at End of Year</i>	<u><u>\$116,746</u></u>	<u><u>\$0</u></u>	<u><u>(\$116,746)</u></u>

Muskingum County, Ohio
Schedule of Revenues, Expenditures, and Changes
In Fund Balance - Budget (Non-GAAP Basis) and Actual
Miscellaneous Federal Grants Fund
For the Year Ended December 31, 2015

	Final Budget	Actual	Variance Positive (Negative)
Revenues			
Intergovernmental	\$160,647	\$134,797	(\$25,850)
Other	22,350	22,350	0
<i>Total Revenues</i>	<u>182,997</u>	<u>157,147</u>	<u>(25,850)</u>
Expenditures			
Current:			
Public Safety			
Miscellaneous Federal Grants			
Salaries and Wages	65,848	65,848	0
Fringe Benefits	42,038	41,907	131
Contractual Services	47,481	45,801	1,680
Materials and Supplies	11,216	2,290	8,926
Capital Outlay	8,361	7,361	1,000
Other	25,037	23,206	1,831
<i>Total Expenditures</i>	<u>199,981</u>	<u>186,413</u>	<u>13,568</u>
<i>Excess of Revenues Under Expenditures</i>	<u>(16,984)</u>	<u>(29,266)</u>	<u>(12,282)</u>
Other Financing Sources (Use)			
Advances In	0	5,000	5,000
Advances Out	0	(30,000)	(30,000)
Transfers In	42,500	45,553	3,053
<i>Total Other Financing Sources (Use)</i>	<u>42,500</u>	<u>20,553</u>	<u>(21,947)</u>
<i>Net Change in Fund Balance</i>	25,516	(8,713)	(34,229)
Fund Balance at Beginning of Year	7,781	7,781	0
Prior Year Encumbrances Appropriated	1,257	1,257	0
<i>Fund Balance at End of Year</i>	<u>\$34,554</u>	<u>\$325</u>	<u>(\$34,229)</u>

Muskingum County, Ohio
Schedule of Revenues, Expenditures, and Changes
In Fund Balance - Budget (Non-GAAP Basis) and Actual
Access Visitation Grant Fund
For the Year Ended December 31, 2015

	Final Budget	Actual	Variance Positive (Negative)
Revenues			
Charges for Services	\$4,800	\$5,052	\$252
Expenditures			
Current:			
General Government - Judicial			
Domestic Relations Court			
Salaries and Wages	4,000	0	4,000
Fringe Benefits	759	64	695
<i>Total Expenditures</i>	4,759	64	4,695
<i>Net Change in Fund Balance</i>	41	4,988	4,947
Fund Balance at Beginning of Year	3,711	3,711	0
<i>Fund Balance at End of Year</i>	\$3,752	\$8,699	\$4,947

Muskingum County, Ohio
Schedule of Revenues, Expenditures, and Changes
In Fund Balance - Budget (Non-GAAP Basis) and Actual
Delinquent Real Estate Tax and Assessment Collection Fund
For the Year Ended December 31, 2015

	Final Budget	Actual	Variance Positive (Negative)
Revenues			
Charges for Services	\$220,000	\$351,484	\$131,484
Other	15,000	45,463	30,463
<i>Total Revenues</i>	<u>235,000</u>	<u>396,947</u>	<u>161,947</u>
Expenditures			
Current:			
General Government - Legislative and Executive			
DRETAC			
Salaries and Wages	135,927	135,056	871
Fringe Benefits	28,498	22,737	5,761
Contractual Services	67,500	66,485	1,015
Materials and Supplies	1,000	747	253
Capital Outlay	1,000	935	65
Other	34,678	2,668	32,010
<i>Total Expenditures</i>	<u>268,603</u>	<u>228,628</u>	<u>39,975</u>
<i>Net Change in Fund Balance</i>	(33,603)	168,319	201,922
Fund Balance at Beginning of Year	238,131	238,131	0
Prior Year Encumbrances Appropriated	<u>178</u>	<u>178</u>	<u>0</u>
<i>Fund Balance at End of Year</i>	<u><u>\$204,706</u></u>	<u><u>\$406,628</u></u>	<u><u>\$201,922</u></u>

Muskingum County, Ohio
Schedule of Revenues, Expenditures, and Changes
In Fund Balance - Budget (Non-GAAP Basis) and Actual
Homeland Security Fund
For the Year Ended December 31, 2015

	Final Budget	Actual	Variance Positive (Negative)
Revenues			
Intergovernmental	\$547,595	\$330,561	(\$217,034)
Expenditures			
Current:			
Public Safety			
Homeland Security			
Fringe Benefits	5,000	0	5,000
Contractual Services	278,160	124,868	153,292
Materials and Supplies	30,000	0	30,000
Capital Outlay	235,008	204,758	30,250
Other	2,222	178	2,044
<i>Total Expenditures</i>	550,390	329,804	220,586
<i>Excess of Revenues Over (Under) Expenditures</i>	(2,795)	757	3,552
Other Financing Source (Use)			
Advances In	0	75,000	75,000
Advances Out	0	(150,000)	(150,000)
<i>Total Other Financing Source (Use)</i>	0	(75,000)	(75,000)
<i>Net Change in Fund Balance</i>	(2,795)	(74,243)	(71,448)
Fund Balance at Beginning of Year	75,904	75,904	0
Prior Year Encumbrances Appropriated	2,795	2,795	0
<i>Fund Balance at End of Year</i>	\$75,904	\$4,456	(\$71,448)

Muskingum County, Ohio
Schedule of Revenues, Expenditures, and Changes
In Fund Balance - Budget (Non-GAAP Basis) and Actual
Juvenile IV-E Reimbursement Fund
For the Year Ended December 31, 2015

	Final Budget	Actual	Variance Positive (Negative)
Revenues			
Intergovernmental	\$30,000	\$172,736	\$142,736
Expenditures			
Current:			
Human Services			
Juvenile VI-E Reimbursement			
Contractual Services	96,754	79,450	17,304
<i>Net Change in Fund Balance</i>	(66,754)	93,286	160,040
Fund Balance at Beginning of Year	55,555	55,555	0
Prior Year Encumbrances Appropriated	45,834	45,834	0
<i>Fund Balance at End of Year</i>	<u>\$34,635</u>	<u>\$194,675</u>	<u>\$160,040</u>

Muskingum County, Ohio
Schedule of Revenues, Expenditures, and Changes
In Fund Balance - Budget (Non-GAAP Basis) and Actual
Tuberculosis Clinic Fund
For the Year Ended December 31, 2015

	Final Budget	Actual	Variance Positive (Negative)
Revenues			
Property Taxes	\$540,000	\$560,374	\$20,374
Charges for Services	95,000	65,994	(29,006)
Intergovernmental	154,000	118,103	(35,897)
Payments in Lieu of Taxes	0	1,912	1,912
Other	50,000	71,941	21,941
<i>Total Revenues</i>	<u>839,000</u>	<u>818,324</u>	<u>(20,676)</u>
Expenditures			
Current:			
Health			
Tuberculosis Clinic			
Salaries and Wages	377,000	300,169	76,831
Fringe Benefits	153,896	120,542	33,354
Contractual Services	219,487	173,859	45,628
Materials and Supplies	319,414	301,684	17,730
Capital Outlay	53,079	29,832	23,247
Other	14,944	14,446	498
<i>Total Expenditures</i>	<u>1,137,820</u>	<u>940,532</u>	<u>197,288</u>
<i>Net Change in Fund Balance</i>	(298,820)	(122,208)	176,612
Fund Balance at Beginning of Year	1,202,599	1,202,599	0
Prior Year Encumbrances Appropriated	28,840	28,840	0
<i>Fund Balance at End of Year</i>	<u><u>\$932,619</u></u>	<u><u>\$1,109,231</u></u>	<u><u>\$176,612</u></u>

Muskingum County, Ohio
Schedule of Revenues, Expenditures, and Changes
In Fund Balance - Budget (Non-GAAP Basis) and Actual
Block Grants Fund
For the Year Ended December 31, 2015

	Final Budget	Actual	Variance Positive (Negative)
Revenues			
Charges for Services	\$600	\$400	(\$200)
Intergovernmental	1,167,033	646,579	(520,454)
<i>Total Revenues</i>	<u>1,167,633</u>	<u>646,979</u>	<u>(520,654)</u>
Expenditures			
Current:			
Public Works			
Block Grants			
Salaries and Wages	66,083	65,243	840
Fringe Benefits	29,694	23,475	6,219
Contractual Services	1,000,422	513,957	486,465
Materials and Supplies	10,540	10,303	237
<i>Total Public Works</i>	<u>1,106,739</u>	<u>612,978</u>	<u>493,761</u>
Debt Service:			
Principal Retirement	71,018	71,018	0
<i>Total Expenditures</i>	<u>1,177,757</u>	<u>683,996</u>	<u>493,761</u>
<i>Excess of Revenues Under Expenditures</i>	<u>(10,124)</u>	<u>(37,017)</u>	<u>(26,893)</u>
Other Financing Sources (Use)			
Advances In	0	461,000	461,000
Advances Out	0	(458,000)	(458,000)
Proceeds of OWDA Loans	71,033	71,018	(15)
Transfers In	3,000	1,694	(1,306)
<i>Total Other Financing Sources (Use)</i>	<u>74,033</u>	<u>75,712</u>	<u>1,679</u>
<i>Net Change in Fund Balance</i>	63,909	38,695	(25,214)
Fund Balance at Beginning of Year	8,039	8,039	0
<i>Fund Balance at End of Year</i>	<u>\$71,948</u>	<u>\$46,734</u>	<u>(\$25,214)</u>

Muskingum County, Ohio
Schedule of Revenues, Expenditures, and Changes
In Fund Balance - Budget (Non-GAAP Basis) and Actual
County Courts Fund
For the Year Ended December 31, 2015

	Final Budget	Actual	Variance Positive (Negative)
Revenues			
Charges for Services	\$183,250	\$221,181	\$37,931
Fines and Forfeitures	85,000	133,660	48,660
Intergovernmental	4,996	4,996	0
<i>Total Revenues</i>	<u>273,246</u>	<u>359,837</u>	<u>86,591</u>
Expenditures			
Current:			
General Government - Judicial			
County Courts			
Salaries and Wages	98,200	25,458	72,742
Fringe Benefits	32,645	5,853	26,792
Contractual Services	112,538	53,743	58,795
Materials and Supplies	71,443	25,315	46,128
Capital Outlay	187,558	76,121	111,437
Other	6,801	2,390	4,411
<i>Total General Government - Judicial</i>	<u>509,185</u>	<u>188,880</u>	<u>320,305</u>
Debt Service:			
Principal Retirement	518	518	0
Interest and Fiscal Charges	282	282	0
<i>Total Debt Service</i>	<u>800</u>	<u>800</u>	<u>0</u>
<i>Total Expenditures</i>	<u>509,985</u>	<u>189,680</u>	<u>320,305</u>
<i>Net Change in Fund Balance</i>	(236,739)	170,157	406,896
Fund Balance at Beginning of Year	1,709,956	1,709,956	0
Prior Year Encumbrances Appropriated	78,552	78,552	0
<i>Fund Balance at End of Year</i>	<u><u>\$1,551,769</u></u>	<u><u>\$1,958,665</u></u>	<u><u>\$406,896</u></u>

Muskingum County, Ohio
Schedule of Revenues, Expenditures, and Changes
In Fund Balance - Budget (Non-GAAP Basis) and Actual
Community Correction Fund
For the Year Ended December 31, 2015

	Final Budget	Actual	Variance Positive (Negative)
Revenues			
Intergovernmental	\$250,828	\$250,828	\$0
Expenditures			
Current:			
Public Safety			
Community Correction			
Salaries and Wages	179,741	178,517	1,224
Fringe Benefits	66,070	63,909	2,161
Contractual Services	4,147	4,012	135
Materials and Supplies	3,398	2,343	1,055
Capital Outlay	2,975	2,975	0
<i>Total Expenditures</i>	<u>256,331</u>	<u>251,756</u>	<u>4,575</u>
<i>Excess of Revenues Over (Under) Expenditures</i>	<u>(5,503)</u>	<u>(928)</u>	<u>4,575</u>
Other Financing Source (Use)			
Advances In	0	6,576	6,576
Advances Out	0	(6,576)	(6,576)
<i>Total Other Financing Source (Use)</i>	<u>0</u>	<u>0</u>	<u>0</u>
<i>Net Change in Fund Balance</i>	(5,503)	(928)	4,575
Fund Balance at Beginning of Year	<u>5,503</u>	<u>5,503</u>	<u>0</u>
<i>Fund Balance at End of Year</i>	<u><u>\$0</u></u>	<u><u>\$4,575</u></u>	<u><u>\$4,575</u></u>

Muskingum County, Ohio
Schedule of Revenues, Expenditures, and Changes
In Fund Balance - Budget (Non-GAAP Basis) and Actual
Home Detention (Electronic Monitor) Fund
For the Year Ended December 31, 2015

	Final Budget	Actual	Variance Positive (Negative)
Revenues			
Charges for Services	\$127,000	\$156,816	\$29,816
Intergovernmental	66,098	44,066	(22,032)
<i>Total Revenues</i>	<u>193,098</u>	<u>200,882</u>	<u>7,784</u>
Expenditures			
Current:			
Public Safety			
Electronic Monitor			
Salaries and Wages	112,576	112,564	12
Fringe Benefits	19,555	18,060	1,495
Contractual Services	15,692	14,455	1,237
Materials and Supplies	104,227	93,118	11,109
Other	1,671	1,567	104
<i>Total Expenditures</i>	<u>253,721</u>	<u>239,764</u>	<u>13,957</u>
<i>Net Change in Fund Balance</i>	(60,623)	(38,882)	21,741
Fund Balance at Beginning of Year	158,192	158,192	0
Prior Year Encumbrances Appropriated	17,227	17,227	0
<i>Fund Balance at End of Year</i>	<u><u>\$114,796</u></u>	<u><u>\$136,537</u></u>	<u><u>\$21,741</u></u>

Muskingum County, Ohio
Schedule of Revenues, Expenditures, and Changes
In Fund Balance - Budget (Non-GAAP Basis) and Actual
Ohio Childrens Trust Fund
For the Year Ended December 31, 2015

	Final Budget	Actual	Variance Positive (Negative)
Revenues			
Intergovernmental	\$27,555	\$13,777	(\$13,778)
Expenditures			
Current:			
Human Services			
Ohio Childrens Trust			
Contractual Services	27,555	27,555	0
<i>Net Change in Fund Balance</i>	0	(13,778)	(13,778)
Fund Balance at Beginning of Year	0	0	0
<i>Fund Balance (Deficit) at End of Year</i>	<u>\$0</u>	<u>(\$13,778)</u>	<u>(\$13,778)</u>

Muskingum County, Ohio
Schedule of Revenues, Expenditures, and Changes
In Fund Balance - Budget (Non-GAAP Basis) and Actual
Marriage License Fund
For the Year Ended December 31, 2015

	Final Budget	Actual	Variance Positive (Negative)
Revenues			
Licenses and Permits	\$24,000	\$22,335	(\$1,665)
Expenditures			
Current:			
Health			
Marriage License			
Contractual Services	24,000	22,335	1,665
<i>Net Change in Fund Balance</i>	0	0	0
Fund Balance at Beginning of Year	0	0	0
<i>Fund Balance at End of Year</i>	<u>\$0</u>	<u>\$0</u>	<u>\$0</u>

Muskingum County, Ohio
Schedule of Revenues, Expenditures, and Changes
In Fund Balance - Budget (Non-GAAP Basis) and Actual
Political Subdivision Housing Fund
For the Year Ended December 31, 2015

	Final Budget	Actual	Variance Positive (Negative)
Revenues			
Fines and Forfeitures	\$15,000	\$14,406	(\$594)
Expenditures			
Current:			
Public Safety			
Political Subdivision Housing			
Contractual Services	49,000	10,506	38,494
<i>Net Change in Fund Balance</i>	(34,000)	3,900	37,900
Fund Balance at Beginning of Year	34,083	34,083	0
Prior Year Encumbrances Appropriated	4,000	4,000	0
<i>Fund Balance at End of Year</i>	<u>\$4,083</u>	<u>\$41,983</u>	<u>\$37,900</u>

Muskingum County, Ohio
Schedule of Revenues, Expenditures, and Changes
In Fund Balance - Budget (Non-GAAP Basis) and Actual
Indigent Drivers Alcohol Treatment Fund
For the Year Ended December 31, 2015

	Final Budget	Actual	Variance Positive (Negative)
Revenues			
Fines and Forfeitures	\$26,211	\$25,824	(\$387)
Intergovernmental	5,389	17,583	12,194
<i>Total Revenues</i>	<u>31,600</u>	<u>43,407</u>	<u>11,807</u>
Expenditures			
Current:			
Human Services			
Indigent Drivers Alcohol Treatment			
Contractual Services	37,497	16,293	21,204
Capital Outlay	15,000	0	15,000
<i>Total Expenditures</i>	<u>52,497</u>	<u>16,293</u>	<u>36,204</u>
<i>Net Change in Fund Balance</i>	(20,897)	27,114	48,011
Fund Balance at Beginning of Year	201,582	201,582	0
Prior Year Encumbrances Appropriated	15,496	15,496	0
<i>Fund Balance at End of Year</i>	<u><u>\$196,181</u></u>	<u><u>\$244,192</u></u>	<u><u>\$48,011</u></u>

Muskingum County, Ohio
Schedule of Revenues, Expenditures, and Changes
In Fund Balance - Budget (Non-GAAP Basis) and Actual
Enforcement and Education Fund
For the Year Ended December 31, 2015

	Final Budget	Actual	Variance Positive (Negative)
Revenues			
Fines and Forfeitures	\$2,800	\$1,697	(\$1,103)
Expenditures			
Current:			
Public Safety			
Enforcement and Education			
Other	2,800	2,267	533
<i>Net Change in Fund Balance</i>	0	(570)	(570)
Fund Balance at Beginning of Year	1,240	1,240	0
<i>Fund Balance at End of Year</i>	<u>\$1,240</u>	<u>\$670</u>	<u>(\$570)</u>

Muskingum County, Ohio
Schedule of Revenues, Expenditures, and Changes
In Fund Balance - Budget (Non-GAAP Basis) and Actual
Law Enforcement Fund
For the Year Ended December 31, 2015

	Final Budget	Actual	Variance Positive (Negative)
Revenues			
Fines and Forfeitures	\$80,562	\$80,562	\$0
Contributions and Donations	3,417	11,604	8,187
<i>Total Revenues</i>	<u>83,979</u>	<u>92,166</u>	<u>8,187</u>
Expenditures			
Current:			
Public Safety			
Law Enforcement			
Materials and Supplies	90,617	26,275	64,342
Other	56,700	41,411	15,289
<i>Total Expenditures</i>	<u>147,317</u>	<u>67,686</u>	<u>79,631</u>
<i>Excess of Revenues Over (Under) Expenditures</i>	<u>(63,338)</u>	<u>24,480</u>	<u>87,818</u>
Other Financing Source			
Proceeds from the Sale of Capital Assets	10,637	10,637	0
<i>Net Change in Fund Balance</i>	(52,701)	35,117	87,818
Fund Balance at Beginning of Year	<u>68,916</u>	<u>68,916</u>	<u>0</u>
<i>Fund Balance at End of Year</i>	<u><u>\$16,215</u></u>	<u><u>\$104,033</u></u>	<u><u>\$87,818</u></u>

Muskingum County, Ohio
 Schedule of Revenues, Expenditures, and Changes
 In Fund Balance - Budget (Non-GAAP Basis) and Actual
 Legal Aid Society Fund
 For the Year Ended December 31, 2015

	Final Budget	Actual	Variance Positive (Negative)
Revenues			
Charges for Services	\$100	\$87	(\$13)
Expenditures			
Current:			
General Government - Judicial			
Legal Aid Society			
Salaries and Wages	100	0	100
<i>Net Change in Fund Balance</i>	0	87	87
Fund Balance at Beginning of Year	677	677	0
<i>Fund Balance at End of Year</i>	\$677	\$764	\$87

Muskingum County, Ohio
Schedule of Revenues, Expenditures, and Changes
In Fund Balance - Budget (Non-GAAP Basis) and Actual
Senior Citizens Levy Fund
For the Year Ended December 31, 2015

	Final Budget	Actual	Variance Positive (Negative)
Revenues			
Property Taxes	\$650,000	\$669,450	\$19,450
Intergovernmental	110,000	95,395	(14,605)
Payments in Lieu of Taxes	3,000	2,311	(689)
<i>Total Revenues</i>	<u>763,000</u>	<u>767,156</u>	<u>4,156</u>
Expenditures			
Current:			
Human Services			
Senior Citizens Levy			
Salaries and Wages	520,000	460,517	59,483
Fringe Benefits	218,400	186,319	32,081
Contractual Services	26,839	24,720	2,119
<i>Total Expenditures</i>	<u>765,239</u>	<u>671,556</u>	<u>93,683</u>
<i>Net Change in Fund Balance</i>	(2,239)	95,600	97,839
Fund Balance at Beginning of Year	<u>489,657</u>	<u>489,657</u>	<u>0</u>
<i>Fund Balance at End of Year</i>	<u><u>\$487,418</u></u>	<u><u>\$585,257</u></u>	<u><u>\$97,839</u></u>

Muskingum County, Ohio
Schedule of Revenues, Expenditures, and Changes
In Fund Balance - Budget (Non-GAAP Basis) and Actual
Felony Delinquent Care and Custody Fund
For the Year Ended December 31, 2015

	Final Budget	Actual	Variance Positive (Negative)
Revenues			
Intergovernmental	\$467,335	\$256,260	(\$211,075)
Expenditures			
Current:			
Public Safety			
Specialized Probation			
Salaries and Wages	160,165	92,929	67,236
Fringe Benefits	93,307	53,112	40,195
Contractual Services	279,002	49,022	229,980
<i>Total Expenditures</i>	532,474	195,063	337,411
<i>Excess of Revenues Over (Under) Expenditures</i>	(65,139)	61,197	126,336
Other Financing Sources (Uses)			
Advances In	0	15,000	15,000
Advances Out	0	(15,000)	(15,000)
Transfers In	99,880	0	(99,880)
Transfers Out	(105,729)	0	105,729
<i>Total Other Financing Sources (Uses)</i>	(5,849)	0	5,849
<i>Net Change in Fund Balance</i>	(70,988)	61,197	132,185
Fund Balance at Beginning of Year	177,816	177,816	0
Prior Year Encumbrances Appropriated	5,977	5,977	0
<i>Fund Balance at End of Year</i>	<u>\$112,805</u>	<u>\$244,990</u>	<u>\$132,185</u>

Muskingum County, Ohio
Schedule of Revenues, Expenditures, and Changes
In Fund Balance - Budget (Non-GAAP Basis) and Actual
Drug Law Enforcement Fund
For the Year Ended December 31, 2015

	Final Budget	Actual	Variance Positive (Negative)
Revenues			
Fines and Forfeitures	\$11,000	\$4,159	(\$6,841)
Expenditures			
Current:			
Public Safety			
Drug Law Enforcement			
Capital Outlay	10,000	5,000	5,000
Other	20,000	14,500	5,500
<i>Total Expenditures</i>	30,000	19,500	10,500
<i>Net Change in Fund Balance</i>	(19,000)	(15,341)	3,659
Fund Balance at Beginning of Year	25,056	25,056	0
<i>Fund Balance at End of Year</i>	\$6,056	\$9,715	\$3,659

Muskingum County, Ohio
Schedule of Revenues, Expenditures, and Changes
In Fund Balance - Budget (Non-GAAP Basis) and Actual
Indigent Guardianship Fund
For the Year Ended December 31, 2015

	Final Budget	Actual	Variance Positive (Negative)
Revenues			
Charges for Services	\$12,000	\$10,560	(\$1,440)
Other	1,000	1,412	412
<i>Total Revenues</i>	<u>13,000</u>	<u>11,972</u>	<u>(1,028)</u>
Expenditures			
Current:			
Human Services			
Indigent Guardianship			
Contractual Services	13,000	9,358	3,642
<i>Net Change in Fund Balance</i>	0	2,614	2,614
Fund Balance at Beginning of Year	417	417	0
<i>Fund Balance at End of Year</i>	<u>\$417</u>	<u>\$3,031</u>	<u>\$2,614</u>

Muskingum County, Ohio
Schedule of Revenues, Expenditures, and Changes
In Fund Balance - Budget (Non-GAAP Basis) and Actual
Victim of Criminals Fund
For the Year Ended December 31, 2015

	Final Budget	Actual	Variance Positive (Negative)
Revenues			
Intergovernmental	\$69,411	\$50,176	(\$19,235)
Expenditures			
Current:			
Public Safety			
Victim of Criminals			
Salaries and Wages	71,395	64,950	6,445
Fringe Benefits	1,343	1,343	0
<i>Total Expenditures</i>	<u>72,738</u>	<u>66,293</u>	<u>6,445</u>
<i>Excess of Revenues Under Expenditures</i>	<u>(3,327)</u>	<u>(16,117)</u>	<u>(12,790)</u>
Other Financing Sources (Use)			
Advances In	0	21,745	21,745
Advances Out	0	(16,457)	(16,457)
Transfers In	7,353	23,157	15,804
<i>Total Other Financing Sources (Use)</i>	<u>7,353</u>	<u>28,445</u>	<u>21,092</u>
<i>Net Change in Fund Balance</i>	4,026	12,328	8,302
Fund Balance at Beginning of Year	<u>0</u>	<u>0</u>	<u>0</u>
<i>Fund Balance at End of Year</i>	<u><u>\$4,026</u></u>	<u><u>\$12,328</u></u>	<u><u>\$8,302</u></u>

Muskingum County, Ohio
Schedule of Revenues, Expenditures, and Changes
In Fund Balance - Budget (Non-GAAP Basis) and Actual
Sheriff Commissary Fund
For the Year Ended December 31, 2015

	Final Budget	Actual	Variance Positive (Negative)
Revenues			
Charges for Services	\$362,000	\$394,644	\$32,644
Expenditures			
Current:			
Public Safety			
Sheriff Commissary			
Salaries and Wages	22,000	20,832	1,168
Fringe Benefits	10,000	5,667	4,333
Contractual Services	65,250	43,668	21,582
Materials and Supplies	333,058	309,634	23,424
Capital Outlay	46,008	38,859	7,149
<i>Total Expenditures</i>	476,316	418,660	57,656
<i>Net Change in Fund Balance</i>	(114,316)	(24,016)	90,300
Fund Balance at Beginning of Year	109,020	109,020	0
Prior Year Encumbrances Appropriated	19,316	19,316	0
<i>Fund Balance at End of Year</i>	<u>\$14,020</u>	<u>\$104,320</u>	<u>\$90,300</u>

Muskingum County, Ohio
Schedule of Revenues, Expenditures, and Changes
In Fund Balance - Budget (Non-GAAP Basis) and Actual
Children Services Christmas Fund
For the Year Ended December 31, 2015

	Final Budget	Actual	Variance Positive (Negative)
Revenues			
Contributions and Donations	\$12,000	\$11,817	(\$183)
Expenditures			
Current:			
Human Services			
Children Services			
Materials and Supplies	46,539	12,055	34,484
<i>Net Change in Fund Balance</i>	(34,539)	(238)	34,301
Fund Balance at Beginning of Year	115,195	115,195	0
Prior Year Encumbrances Appropriated	11,539	11,539	0
<i>Fund Balance at End of Year</i>	<u>\$92,195</u>	<u>\$126,496</u>	<u>\$34,301</u>

Muskingum County, Ohio
Schedule of Revenues, Expenditures, and Changes
In Fund Balance - Budget (Non-GAAP Basis) and Actual
Mental Health Levy Fund
For the Year Ended December 31, 2015

	Final Budget	Actual	Variance Positive (Negative)
Revenues			
Property Taxes	\$1,118,730	\$1,118,730	\$0
Intergovernmental	177,691	177,691	0
Payments in Lieu of Taxes	4,173	4,173	0
<i>Total Revenues</i>	1,300,594	1,300,594	0
Expenditures			
Intergovernmental			
Contractual Services	1,300,594	1,300,594	0
<i>Net Change in Fund Balance</i>	0	0	0
Fund Balance at Beginning of Year	0	0	0
<i>Fund Balance at End of Year</i>	<u>\$0</u>	<u>\$0</u>	<u>\$0</u>

Muskingum County, Ohio
Schedule of Revenues, Expenditures, and Changes
In Fund Balance - Budget (Non-GAAP Basis) and Actual
Sheriff Levy Fund
For the Year Ended December 31, 2015

	Final Budget	Actual	Variance Positive (Negative)
Revenues			
Property Taxes	\$456,227	\$456,227	\$0
Intergovernmental	43,812	43,812	0
Payments in Lieu of Taxes	0	1,925	1,925
<i>Total Revenues</i>	<u>500,039</u>	<u>501,964</u>	<u>1,925</u>
Expenditures			
Current:			
Public Safety			
Sheriff Department			
Salaries and Wages	373,300	357,207	16,093
Fringe Benefits	155,900	139,385	16,515
Contractual Services	10,950	10,939	11
<i>Total Expenditures</i>	<u>540,150</u>	<u>507,531</u>	<u>32,619</u>
<i>Net Change in Fund Balance</i>	(40,111)	(5,567)	34,544
Fund Balance at Beginning of Year	<u>238,441</u>	<u>238,441</u>	<u>0</u>
<i>Fund Balance at End of Year</i>	<u><u>\$198,330</u></u>	<u><u>\$232,874</u></u>	<u><u>\$34,544</u></u>

Muskingum County, Ohio
Schedule of Revenues, Expenditures, and Changes
In Fund Balance - Budget (Non-GAAP Basis) and Actual
Motor Vehicle and Gasoline Tax Fund
For the Year Ended December 31, 2015

	Final Budget	Actual	Variance Positive (Negative)
Revenues			
Permissive Motor Vehicle License Tax	\$465,000	\$490,624	\$25,624
Licenses and Permits	5,060	7,060	2,000
Fines and Forfeitures	60,000	64,228	4,228
Intergovernmental	4,900,000	5,028,131	128,131
Interest	1,000	1,023	23
Contributions and Donations	1,703	1,703	0
Other	336,915	21,516	(315,399)
<i>Total Revenues</i>	<u>5,769,678</u>	<u>5,614,285</u>	<u>(155,393)</u>
Expenditures			
Current:			
Public Works			
Engineer			
Salaries and Wages	1,966,174	1,917,605	48,569
Fringe Benefits	720,961	702,858	18,103
Contractual Services	768,612	561,289	207,323
Materials and Supplies	2,276,759	1,961,305	315,454
Capital Outlay	45,955	45,955	0
Other	118,825	88,465	30,360
<i>Total Public Works</i>	<u>5,897,286</u>	<u>5,277,477</u>	<u>619,809</u>
Debt Service:			
Principal Retirement	157,826	157,826	0
Interest and Fiscal Charges	3,076	3,076	0
<i>Total Debt Service</i>	<u>160,902</u>	<u>160,902</u>	<u>0</u>
<i>Total Expenditures</i>	<u>6,058,188</u>	<u>5,438,379</u>	<u>619,809</u>
<i>Excess of Revenues Over (Under) Expenditures</i>	<u>(288,510)</u>	<u>175,906</u>	<u>464,416</u>
Other Financing Source (Use)			
Transfers In	605,904	0	(605,904)
Transfers Out	(1,060,205)	(454,159)	606,046
<i>Total Other Financing Source (Use)</i>	<u>(454,301)</u>	<u>(454,159)</u>	<u>142</u>
<i>Net Change in Fund Balance</i>	<u>(742,811)</u>	<u>(278,253)</u>	<u>464,558</u>
Fund Balance at Beginning of Year	719,495	719,495	0
Prior Year Encumbrances Appropriated	183,903	183,903	0
<i>Fund Balance at End of Year</i>	<u>\$160,587</u>	<u>\$625,145</u>	<u>\$464,558</u>

Muskingum County, Ohio
Schedule of Revenues, Expenditures, and Changes
In Fund Balance - Budget (Non-GAAP Basis) and Actual
Law Library Resources Fund
For the Year Ended December 31, 2015

	Final Budget	Actual	Variance Positive (Negative)
Revenues			
Fines and Forfeitures	\$156,000	\$139,798	(\$16,202)
Other	300	2,430	2,130
<i>Total Revenues</i>	<u>156,300</u>	<u>142,228</u>	<u>(14,072)</u>
Expenditures			
Current:			
Judicial			
Law Library			
Salaries and Wages	6,760	6,760	0
Fringe Benefits	1,152	1,108	44
Contractual Services	177,413	176,057	1,356
Materials and Supplies	575	133	442
Capital Outlay	1,200	0	1,200
<i>Total Expenditures</i>	<u>187,100</u>	<u>184,058</u>	<u>3,042</u>
<i>Net Change in Fund Balance</i>	(30,800)	(41,830)	(11,030)
Fund Balance at Beginning of Year	164,733	164,733	0
Prior Year Encumbrances Appropriated	<u>19,000</u>	<u>19,000</u>	<u>0</u>
<i>Fund Balance at End of Year</i>	<u><u>\$152,933</u></u>	<u><u>\$141,903</u></u>	<u><u>(\$11,030)</u></u>

Muskingum County, Ohio
Schedule of Revenues, Expenditures, and Changes
In Fund Balance - Budget (Non-GAAP Basis) and Actual
Juvenile Detention Fund
For the Year Ended December 31, 2015

	Final Budget	Actual	Variance Positive (Negative)
Revenues			
Intergovernmental	\$12,499	\$12,499	\$0
Expenditures			
Current:			
General Government - Judicial			
Juvenile Court			
Fringe Benefits	1,000	0	1,000
Contractual Services	4,500	2,500	2,000
Materials and Supplies	1,000	0	1,000
Capital Outlay	34,999	15,785	19,214
<i>Total Expenditures</i>	41,499	18,285	23,214
<i>Excess of Revenues Under Expenditures</i>	(29,000)	(5,786)	23,214
Other Financing Source			
Transfers In	5,000	5,000	0
<i>Net Change in Fund Balance</i>	(24,000)	(786)	23,214
Fund Balance at Beginning of Year	24,073	24,073	0
<i>Fund Balance at End of Year</i>	\$73	\$23,287	\$23,214

Muskingum County, Ohio
Schedule of Revenues, Expenditures, and Changes
In Fund Balance - Budget (Non-GAAP Basis) and Actual
Concealed Weapon Fund
For the Year Ended December 31, 2015

	Final Budget	Actual	Variance Positive (Negative)
Revenues			
Licenses and Permits	\$75,000	\$52,845	(\$22,155)
Expenditures			
Current:			
Public Safety			
Sheriff			
Salaries and Wages	40,600	21,039	19,561
Fringe Benefits	7,000	3,345	3,655
Contractual Services	31,600	22,530	9,070
Materials and Supplies	5,000	775	4,225
<i>Total Expenditures</i>	84,200	47,689	36,511
<i>Net Change in Fund Balance</i>	(9,200)	5,156	14,356
Fund Balance at Beginning of Year	24,828	24,828	0
Prior Year Encumbrances Appropriated	1,200	1,200	0
<i>Fund Balance at End of Year</i>	\$16,828	\$31,184	\$14,356

Muskingum County, Ohio
Schedule of Revenues, Expenditures, and Changes
In Fund Balance - Budget (Non-GAAP Basis) and Actual
Wireless 911 Fund
For the Year Ended December 31, 2015

	Final Budget	Actual	Variance Positive (Negative)
Revenues			
Intergovernmental	\$190,000	\$185,336	(\$4,664)
Expenditures			
Current:			
Public Safety			
911 Wireless Fund			
Salaries and Wages	87,600	81,956	5,644
Fringe Benefits	43,736	37,349	6,387
Contractual Services	27,945	27,254	691
Capital Outlay	130,410	130,410	0
<i>Total Expenditures</i>	289,691	276,969	12,722
<i>Net Change in Fund Balance</i>	(99,691)	(91,633)	8,058
Fund Balance at Beginning of Year	433,102	433,102	0
Prior Year Encumbrances Appropriated	691	691	0
<i>Fund Balance at End of Year</i>	\$334,102	\$342,160	\$8,058

Muskingum County, Ohio
 Schedule of Revenues, Expenditures, and Changes
 In Fund Balance - Budget (Non-GAAP Basis) and Actual
 Ohio Peace Officer Training Academy (OPOTA-CPT) Fund
 For the Year Ended December 31, 2015

	Final Budget	Actual	Variance Positive (Negative)
Revenues			
Intergovernmental	\$6,800	\$6,800	\$0
Expenditures			
Current:			
Public Safety			
Sheriff Levy			
Contractual Services	6,800	3,586	3,214
<i>Net Change in Fund Balance</i>	0	3,214	3,214
Fund Balance at Beginning of Year	0	0	0
<i>Fund Balance at End of Year</i>	<u>\$0</u>	<u>\$3,214</u>	<u>\$3,214</u>

Muskingum County, Ohio
Schedule of Revenues, Expenditures, and Changes
In Fund Balance - Budget (Non-GAAP Basis) and Actual
Brandywine Loop Extension Fund
For the Year Ended December 31, 2015

	Final Budget	Actual	Variance Positive (Negative)
Revenues			
Payment in Lieu of Taxes	\$68,800	\$68,717	(\$83)
Expenditures			
Debt Service:			
Principal Retirement	35,000	35,000	0
Interest and Fiscal Charges	26,400	26,400	0
<i>Total Expenditures</i>	61,400	61,400	0
<i>Excess of Revenues Over (Under) Expenditures</i>	7,400	7,317	(83)
Other Financing Source (Use)			
Transfers In	62,000	0	(62,000)
Transfers Out	(68,800)	0	68,800
<i>Total Other Financing Source (Use)</i>	(6,800)	0	6,800
<i>Net Change in Fund Balance</i>	600	7,317	6,717
Fund Balance at Beginning of Year	148,948	148,948	0
<i>Fund Balance at End of Year</i>	\$149,548	\$156,265	\$6,717

NONMAJOR DEBT SERVICE FUNDS

The debt service funds are used to account for the accumulation of financial resources for, and the payment of, general long-term debt principal, interest, and related costs. The following are reported as nonmajor debt service funds:

Debt Service Fund - To account for rent monies from the Department of Job and Family Services, payments from the County Fairboard, and transfers from other governmental funds restricted for the retirement of County general obligation bonds and bond anticipation notes.

Special Assessment Debt Service Fund - To account for restricted special assessment revenue used for the repayment of OWDA and bonded special assessment debt.

Muskingum County, Ohio
Combining Balance Sheet
Nonmajor Debt Service Funds
December 31, 2015

	Debt Service	Special Assessment Debt Service	Total Nonmajor Debt Service Funds
Assets			
Equity in Pooled Cash and Cash Equivalents	\$47,942	\$13,410	\$61,352
Receivables:			
Intergovernmental	4,977	0	4,977
Special Assessments	0	222,583	222,583
Loans	183,229	0	183,229
<i>Total Assets</i>	\$236,148	\$235,993	\$472,141
Deferred Inflows of Resources			
Unavailable Revenue	\$0	\$222,583	\$222,583
Fund Balances			
Restricted to Debt Service	236,148	13,410	249,558
<i>Total Deferred Inflows of Resources and Fund Balances</i>	\$236,148	\$235,993	\$472,141

Muskingum County, Ohio
Combining Statement of Revenues, Expenditures, and Changes in Fund Balances
Nonmajor Debt Service Funds
For the Year Ended December 31, 2015

	Debt Service	Special Assessment Debt Service	Total Nonmajor Debt Service Funds
Revenues			
Special Assessments	\$0	\$30,180	\$30,180
Interest	0	7,608	7,608
Rent	140,453	0	140,453
<i>Total Revenues</i>	<u>140,453</u>	<u>37,788</u>	<u>178,241</u>
Expenditures			
Intergovernmental	4,500	0	4,500
Debt Service:			
Principal Retirement	1,184,070	67,020	1,251,090
Interest and Fiscal Charges	246,889	16,702	263,591
<i>Total Debt Service</i>	<u>1,430,959</u>	<u>83,722</u>	<u>1,514,681</u>
<i>Total Expenditures</i>	<u>1,435,459</u>	<u>83,722</u>	<u>1,519,181</u>
<i>Excess of Revenues Under Expenditures</i>	(1,295,006)	(45,934)	(1,340,940)
Other Financing Source			
Transfers In	1,278,626	48,084	1,326,710
<i>Net Change in Fund Balances</i>	(16,380)	2,150	(14,230)
Fund Balances at Beginning of Year	<u>252,528</u>	<u>11,260</u>	<u>263,788</u>
<i>Fund Balances at End of Year</i>	<u><u>\$236,148</u></u>	<u><u>\$13,410</u></u>	<u><u>\$249,558</u></u>

Muskingum County, Ohio
Schedule of Revenues, Expenditures, and Changes
In Fund Balance - Budget (Non-GAAP Basis) and Actual
Debt Service Fund
For the Year Ended December 31, 2015

	Final Budget	Actual	Variance Positive (Negative)
Revenues			
Intergovernmental	\$25,750	\$20,500	(\$5,250)
Rent	209,520	135,476	(74,044)
<i>Total Revenues</i>	<u>235,270</u>	<u>155,976</u>	<u>(79,294)</u>
Expenditures			
Debt Service:			
Principal Retirement	1,184,070	1,184,070	0
Interest and Fiscal Charges	246,889	246,889	0
<i>Total Expenditures</i>	<u>1,430,959</u>	<u>1,430,959</u>	<u>0</u>
<i>Excess of Revenues Under Expenditures</i>	(1,195,689)	(1,274,983)	(79,294)
Other Financing Source			
Transfers In	1,200,940	1,278,626	77,686
<i>Net Change in Fund Balance</i>	5,251	3,643	(1,608)
Fund Balance at Beginning of Year	<u>44,299</u>	<u>44,299</u>	<u>0</u>
<i>Fund Balance at End of Year</i>	<u><u>\$49,550</u></u>	<u><u>\$47,942</u></u>	<u><u>(\$1,608)</u></u>

Muskingum County, Ohio
Schedule of Revenues, Expenditures, and Changes
In Fund Balance - Budget (Non-GAAP Basis) and Actual
Special Assessment Debt Service Fund
For the Year Ended December 31, 2015

	Final Budget	Actual	Variance Positive (Negative)
Revenues			
Special Assessments	\$27,892	\$30,180	\$2,288
Interest	7,608	7,608	0
<i>Total Revenues</i>	<u>35,500</u>	<u>37,788</u>	<u>2,288</u>
Expenditures			
Debt Service:			
Principal Retirement	67,020	67,020	0
Interest and Fiscal Charges	16,702	16,702	0
<i>Total Expenditures</i>	<u>83,722</u>	<u>83,722</u>	<u>0</u>
<i>Excess of Revenues Over (Under) Expenditures</i>	<u>(48,222)</u>	<u>(45,934)</u>	<u>2,288</u>
Other Financing Source			
Transfers In	48,652	48,084	(568)
<i>Net Change in Fund Balance</i>	430	2,150	1,720
Fund Balance at Beginning of Year	<u>11,260</u>	<u>11,260</u>	<u>0</u>
<i>Fund Balance at End of Year</i>	<u><u>\$11,690</u></u>	<u><u>\$13,410</u></u>	<u><u>\$1,720</u></u>

NONMAJOR CAPITAL PROJECTS FUNDS

The capital projects funds are used to account for financial resources to be used for the acquisition of major capital facilities (other than those financed by proprietary funds). The following are reported as nonmajor capital projects funds:

Issue II Fund - To account for restricted capital grants received from the Ohio Public Works Commission for bridge and road improvement projects.

Highway Fund - To account for restricted federal money received for the repair and construction of roads and bridges within the County.

Senior Building Renovations Fund - To account for transfers from the General Fund committed to capital expenditures related to the purchase and renovating of the Senior Citizen Building.

Starlight Permanent Improvements Fund - To account for revenues received from an operating levy restricted for permanent improvements at the Starlight School.

Muskingum County, Ohio
Combining Balance Sheet
Nonmajor Capital Projects Funds
December 31, 2015

	Highway	Senior Building Renovations	Starlight Permanent Improvements	Total Nonmajor Capital Projects Funds
Assets				
Equity in Pooled Cash and Cash Equivalents	\$53,536	\$995,553	\$871,131	\$1,920,220
Liabilities				
Accounts Payable	\$0	\$0	\$2,277	\$2,277
Fund Balances				
Restricted to:				
Roads and Bridges	53,536	0	0	53,536
Capital Outlay	0	0	868,854	868,854
Committed to Capital Outlay	0	995,553	0	995,553
<i>Total Fund Balances</i>	53,536	995,553	868,854	1,917,943
<i>Total Liabilities and Fund Balances</i>	\$53,536	\$995,553	\$871,131	\$1,920,220

Muskingum County, Ohio
Combining Statement of Revenues, Expenditures, and Changes in Fund Balances
Nonmajor Capital Projects Funds
For the Year Ended December 31, 2015

	Issue II	Highway	Senior Building Renovations	Starlight Permanent Improvements	Total Nonmajor Capital Projects Funds
Revenues					
Intergovernmental	\$619,539	\$526,721	\$0	\$0	\$1,146,260
Expenditures					
Current:					
Public Works	0	394,984	0	0	394,984
Human Services	0	0	0	221,017	221,017
Capital Outlay	997,253	585,236	4,447	0	1,586,936
<i>Total Expenditures</i>	<u>997,253</u>	<u>980,220</u>	<u>4,447</u>	<u>221,017</u>	<u>2,202,937</u>
<i>Excess of Revenues Under Expenditures</i>	<u>(377,714)</u>	<u>(453,499)</u>	<u>(4,447)</u>	<u>(221,017)</u>	<u>(1,056,677)</u>
Other Financing Sources					
OPWC Loans Issued	125,144	0	0	0	125,144
Transfers In	252,570	402,035	1,000,000	0	1,654,605
<i>Total Other Financing Sources</i>	<u>377,714</u>	<u>402,035</u>	<u>1,000,000</u>	<u>0</u>	<u>1,779,749</u>
<i>Net Change in Fund Balances</i>	0	(51,464)	995,553	(221,017)	723,072
Fund Balances at Beginning of Year	<u>0</u>	<u>105,000</u>	<u>0</u>	<u>1,089,871</u>	<u>1,194,871</u>
<i>Fund Balances at End of Year</i>	<u>\$0</u>	<u>\$53,536</u>	<u>\$995,553</u>	<u>\$868,854</u>	<u>\$1,917,943</u>

Muskingum County, Ohio
Schedule of Revenues, Expenditures, and Changes
In Fund Balance - Budget (Non-GAAP Basis) and Actual
Issue II Fund
For the Year Ended December 31, 2015

	Final Budget	Actual	Variance Positive (Negative)
Revenues			
Intergovernmental	\$653,607	\$619,539	(\$34,068)
Expenditures			
Capital Outlay			
Issue II			
Capital Outlay	1,033,867	999,799	34,068
<i>Excess of Revenues Over (Under) Expenditures</i>	(380,260)	(380,260)	0
Other Financing Sources			
Proceeds of OPWC Loans	125,144	125,144	0
Transfers In	252,570	252,570	0
<i>Total Other Financing Sources</i>	377,714	377,714	0
<i>Net Change in Fund Balance</i>	(2,546)	(2,546)	0
Fund Balance at Beginning of Year	0	0	0
Prior Year Encumbrances Appropriated	2,546	2,546	0
<i>Fund Balance at End of Year</i>	<u>\$0</u>	<u>\$0</u>	<u>\$0</u>

Muskingum County, Ohio
Schedule of Revenues, Expenditures, and Changes
In Fund Balance - Budget (Non-GAAP Basis) and Actual
Highway Fund
For the Year Ended December 31, 2015

	Final Budget	Actual	Variance Positive (Negative)
Revenues			
Intergovernmental	\$611,268	\$526,721	(\$84,547)
Expenditures			
Current:			
Public Works			
Highway			
Contractual Services	394,984	394,984	0
Capital Outlay			
Highway			
Contractual Services	603,211	480,269	122,942
Capital Outlay	107,949	107,949	0
<i>Total Expenditures</i>	1,106,144	983,202	122,942
<i>Excess of Revenues Over (Under) Expenditures</i>	(494,876)	(456,481)	38,395
Other Financing Source			
Transfers In	394,876	402,035	7,159
<i>Net Change in Fund Balance</i>	(100,000)	(54,446)	45,554
Fund Balance at Beginning of Year	105,000	105,000	0
<i>Fund Balance at End of Year</i>	\$5,000	\$50,554	\$45,554

Muskingum County, Ohio
Schedule of Revenues, Expenditures, and Changes
In Fund Balance - Budget (Non-GAAP Basis) and Actual
Senior Building Renovations Fund
For the Year Ended December 31, 2015

	Final Budget	Actual	Variance Positive (Negative)
Revenues			
<i>Total Revenues</i>	\$0	\$0	\$0
Expenditures			
Capital Outlay			
Senior Citizens Building Renovations			
Capital Outlay	4,447	4,447	0
<i>Excess of Revenues Over (Under) Expenditures</i>	(4,447)	(4,447)	0
Other Financing Source			
Transfers In	1,000,000	1,000,000	0
<i>Net Change in Fund Balance</i>	995,553	995,553	0
Fund Balance at Beginning of Year	0	0	0
<i>Fund Balance at End of Year</i>	<u>\$995,553</u>	<u>\$995,553</u>	<u>\$0</u>

Muskingum County, Ohio
Schedule of Revenues, Expenditures, and Changes
In Fund Balance - Budget (Non-GAAP Basis) and Actual
Starlight Permanent Improvements Fund
For the Year Ended December 31, 2015

	Final Budget	Actual	Variance Positive (Negative)
Revenues			
<i>Total Revenues</i>	\$0	\$0	\$0
Expenditures			
Current:			
Human Services			
Starlight Permanent Improvements			
Contractual Services	1,155,217	309,568	845,649
<i>Excess of Revenues Over (Under) Expenditures</i>	(1,155,217)	(309,568)	845,649
Other Financing Source			
Transfers In	250,000	0	(250,000)
<i>Net Change in Fund Balance</i>	(905,217)	(309,568)	595,649
Fund Balance at Beginning of Year	869,982	869,982	0
Prior Year Encumbrances Appropriated	293,217	293,217	0
<i>Fund Balance at End of Year</i>	<u>\$257,982</u>	<u>\$853,631</u>	<u>\$595,649</u>

ENTERPRISE FUNDS

The enterprise funds are maintained to account for the operations of county government that provide goods or services to the general public in a manner similar to private business enterprises.

The following are included in enterprise funds:

Sewer Fund - To account for sanitary sewer services provided to individuals and commercial users. The costs of providing these services are financed primarily through user charges.

Water Fund - To account for water services provided to individuals and commercial users. The costs of providing these services are financed primarily through user charges.

Muskingum County, Ohio
Schedule of Revenues, Expenses, and Changes
In Fund Equity - Budget (Non-GAAP Basis) and Actual
Sewer Fund
For the Year Ended December 31, 2015

	Final Budget	Actual	Variance Positive (Negative)
Revenues			
Charges for Services	\$4,325,247	\$4,257,608	(\$67,639)
Tap-In Fees	510,329	521,927	11,598
Grants	1,085,000	585,000	(500,000)
Proceeds from OWDA Loans	2,242,117	144,317	(2,097,800)
Proceeds from OPWC Loans	0	3,038	3,038
Other	10,000	4,048	(5,952)
<i>Total Revenues</i>	<u>8,172,693</u>	<u>5,515,938</u>	<u>(2,656,755)</u>
Expenses			
Personal Services	462,066	442,911	19,155
Contractual Services	6,531,114	5,075,986	1,455,128
Materials and Supplies	213,176	140,793	72,383
Capital Outlay	143,821	89,635	54,186
Other Operating Expenses	35,000	4,097	30,903
Debt Service:			
Principal Retirement	1,052,818	1,052,818	0
Interest and Fiscal Charges	740,908	740,908	0
<i>Total Expenses</i>	<u>9,178,903</u>	<u>7,547,148</u>	<u>1,631,755</u>
<i>Excess of Revenues Under Expenses</i>	(1,006,210)	(2,031,210)	(1,025,000)
Transfers In	3,074,328	7,108	(3,067,220)
Transfers Out	<u>(2,991,114)</u>	<u>(44,503)</u>	<u>2,946,611</u>
<i>Net Change in Fund Equity</i>	(922,996)	(2,068,605)	(1,145,609)
Fund Equity at Beginning of Year	3,277,464	3,277,464	0
Prior Year Encumbrances Appropriated	<u>735,382</u>	<u>735,382</u>	<u>0</u>
<i>Fund Equity at End of Year</i>	<u><u>\$3,089,850</u></u>	<u><u>\$1,944,241</u></u>	<u><u>(\$1,145,609)</u></u>

Muskingum County, Ohio
Schedule of Revenues, Expenses, and Changes
In Fund Equity - Budget (Non-GAAP Basis) and Actual
Water Fund
For the Year Ended December 31, 2015

	Final Budget	Actual	Variance Positive (Negative)
Revenues			
Charges for Services	\$4,374,941	\$4,293,657	(\$81,284)
Tap-In Fees	94,973	99,698	4,725
Grants	252,157	45,199	(206,958)
Utility Deposits Received	25,000	17,400	(7,600)
Proceeds from OWDA Loans	5,359,271	618,572	(4,740,699)
Other	94,300	39,810	(54,490)
Other Non-Operating Revenues	30,000	31,545	1,545
<i>Total Revenues</i>	<u>10,230,642</u>	<u>5,145,881</u>	<u>(5,084,761)</u>
Expenses			
Personal Services	936,707	862,186	74,521
Contractual Services	7,869,831	3,455,346	4,414,485
Materials and Supplies	876,974	579,695	297,279
Capital Outlay	137,300	110,241	27,059
Other Operating Expenses	10,000	7,501	2,499
Utility Deposits Returned	3,000	2,034	966
Utility Deposits Applied	22,000	12,816	9,184
Debt Service:			
Principal Retirement	805,940	780,233	25,707
Interest and Fiscal Charges	239,051	233,986	5,065
<i>Total Expenses</i>	<u>10,900,803</u>	<u>6,044,038</u>	<u>4,856,765</u>
<i>Excess of Revenues Under Expenses</i>	(670,161)	(898,157)	(227,996)
Transfers In	1,686,277	7,108	(1,679,169)
Transfers Out	(2,237,000)	(3,581)	2,233,419
<i>Net Change in Fund Equity</i>	(1,220,884)	(894,630)	326,254
Fund Equity at Beginning of Year	2,874,440	2,874,440	0
Prior Year Encumbrances Appropriated	507,989	507,989	0
<i>Fund Equity at End of Year</i>	<u>\$2,161,545</u>	<u>\$2,487,799</u>	<u>\$326,254</u>

INTERNAL SERVICE FUNDS

The Internal Service Funds are used to account for the financing on a cost-reimbursement basis of services provided by the self-insurance funds to other County departments and agencies. Charges to the user departments and agencies are intended to recover total costs.

Self-Insurance Health Fund - To account for employee health care benefits and claims related to this self-insurance program.

Self-Insurance Workers' Compensation Fund - To account for claims and administrative expenses of the County's workers' compensation retrospective-rating program.

Muskingum County, Ohio
Combining Statement of Fund Net Position
Internal Service Funds
December 31, 2015

	Self-Insurance Health	Self-Insurance Workers' Compensation	Totals
Assets			
Current Assets:			
Equity in Pooled Cash and Cash Equivalents	\$3,965,817	\$2,423,258	\$6,389,075
Receivables:			
Accounts	196,575	0	196,575
<i>Total Assets</i>	4,162,392	2,423,258	6,585,650
Liabilities			
Current Liabilities:			
Intergovernmental Payable	0	171,437	171,437
Claims Payable	935,442	144,353	1,079,795
<i>Total Current Liabilities</i>	935,442	315,790	1,251,232
Long-Term Liabilities (Net of Current Portion):			
Claims Payable	0	62,373	62,373
<i>Total Liabilities</i>	935,442	378,163	1,313,605
Net Position			
Unrestricted	\$3,226,950	\$2,045,095	\$5,272,045

Muskingum County, Ohio
Combining Statement of Revenues, Expenses, and Changes in Fund Net Position
Internal Service Funds
For the Year Ended December 31, 2015

	Self-Insurance Health	Self-Insurance Workers' Compensation	Totals
Operating Revenues			
Charges for Services	\$9,257,323	\$0	\$9,257,323
Operating Expenses			
Contractual Services	1,707,800	0	1,707,800
Claims	6,366,204	69,240	6,435,444
<i>Total Operating Expenses</i>	8,074,004	69,240	8,143,244
<i>Operating Income (Loss)</i>	1,183,319	(69,240)	1,114,079
Non-Operating Revenues			
Other Non-Operating Revenues	0	67,974	67,974
<i>Change in Net Position</i>	1,183,319	(1,266)	1,182,053
Net Position Beginning of Year	2,043,631	2,046,361	4,089,992
<i>Net Position End of Year</i>	<u>\$3,226,950</u>	<u>\$2,045,095</u>	<u>\$5,272,045</u>

Muskingum County, Ohio
Combining Statement of Cash Flows
Internal Service Funds
For the Year Ended December 31, 2015

	Self-Insurance Health	Self-Insurance Workers' Compensation	Totals
Increase (Decrease) in Cash and Cash Equivalents			
Cash Flows from Operating Activities			
Cash Received from Transactions with Other Funds	\$9,258,450	\$446,500	\$9,704,950
Cash Payments for Goods and Services	(1,707,800)	(261,458)	(1,969,258)
Cash Payments for Claims	(6,373,555)	(182,129)	(6,555,684)
Other Non-Operating Revenues	0	67,974	67,974
<i>Net Cash Provided by Operating Activities</i>	<u>1,177,095</u>	<u>70,887</u>	<u>1,247,982</u>
Cash and Cash Equivalents Beginning of Year	<u>2,788,722</u>	<u>2,352,371</u>	<u>5,141,093</u>
<i>Cash and Cash Equivalents End of Year</i>	<u>\$3,965,817</u>	<u>\$2,423,258</u>	<u>\$6,389,075</u>
Reconciliation of Operating Income (Loss) to Net Cash Provided by Operating Activities			
Operating Income (Loss)	\$1,183,319	(\$69,240)	\$1,114,079
Adjustments:			
Other Non-Operating Revenues	0	67,974	67,974
Changes in Assets:			
Increase in Accounts Receivable	(132,108)	0	(132,108)
Decrease in Interfund Receivable	0	446,500	446,500
Changes in Liabilities:			
Decrease in Intergovernmental Payable	0	(273,084)	(273,084)
Increase (Decrease) in Claims Payable	125,884	(101,263)	24,621
<i>Net Cash Provided by Operating Activities</i>	<u>\$1,177,095</u>	<u>\$70,887</u>	<u>\$1,247,982</u>

Muskingum County, Ohio
Schedule of Revenues, Expenses, and Changes
In Fund Equity - Budget (Non-GAAP Basis) and Actual
Self-Insurance Health Fund
For the Year Ended December 31, 2015

	Final Budget	Actual	Variance Positive (Negative)
Revenues			
Charges for Services	\$9,878,500	\$9,258,450	(\$620,050)
Expenses			
Contractual Services	1,989,979	1,707,800	282,179
Claims	8,477,490	8,307,602	169,888
Other	300,000	0	300,000
<i>Total Expenses</i>	<u>10,767,469</u>	<u>10,015,402</u>	<u>752,067</u>
<i>Net Change in Fund Equity</i>	(888,969)	(756,952)	132,017
Fund Equity at Beginning of Year	2,124,203	2,124,203	0
Prior Year Encumbrances Appropriated	<u>664,519</u>	<u>664,519</u>	<u>0</u>
<i>Fund Equity at End of Year</i>	<u><u>\$1,899,753</u></u>	<u><u>\$2,031,770</u></u>	<u><u>\$132,017</u></u>

Muskingum County, Ohio
Schedule of Revenues, Expenses, and Changes
In Fund Equity - Budget (Non-GAAP Basis) and Actual
Self-Insurance Workers' Compensation Fund
For the Year Ended December 31, 2015

	Final Budget	Actual	Variance Positive (Negative)
Revenues			
Charges for Services	\$700,000	\$446,500	(\$253,500)
Other Non-Operating Revenues	0	67,974	67,974
<i>Total Revenues</i>	<u>700,000</u>	<u>514,474</u>	<u>(185,526)</u>
Expenses			
Contractual Services	729,786	261,458	468,328
Claims	530,214	182,129	348,085
<i>Total Expenses</i>	<u>1,260,000</u>	<u>443,587</u>	<u>816,413</u>
<i>Net Change in Fund Equity</i>	(560,000)	70,887	630,887
Fund Equity at Beginning of Year	<u>2,352,371</u>	<u>2,352,371</u>	<u>0</u>
<i>Fund Equity at End of Year</i>	<u><u>\$1,792,371</u></u>	<u><u>\$2,423,258</u></u>	<u><u>\$630,887</u></u>

AGENCY FUNDS

Agency funds are purely custodial (assets equal liabilities) and thus do not involve the measurement of results of operations. The following is a description of the County's agency funds:

Taxes Agency Fund - To account for the collection and distribution of various taxes.

Undivided State Monies Fund - To account for the collection and distribution of local government, local government revenue assistance, gasoline tax, and motor vehicle license monies.

Payroll Fund - To account for payroll, payroll taxes, and other related payroll deductions accumulated for payment to other governmental units and private organizations.

Health Fund - To account for the funds and subfunds of the Board of Health for which the County Auditor is ex-officio fiscal agent.

ADAMH Board (Muskingum Area Board of Alcohol, Drug Addiction, and Mental Health Services) Fund - To account for all revenues and related expenditures for the Six County Alcohol, Drug Addiction, and Mental Health Board for which Muskingum County is the fiscal agent.

Child Support Enforcement Fund - To account for the collection of alimony and child support payments and the distribution of such monies to the court-designated recipients.

Court Fund - To account for Clerk of Courts, Probate, Juvenile, and County Court receipts.

Other Agency Funds

State of Ohio Fund	Family and Children First Fund
Local Emergency Planning Fund	Federally Owned Entitlement
Fines Fund	Land Fund
Escrow Fund	Powelson Wildlife Fund
Hotel Lodging Tax Fund	USDA Forest Service Fund
Soil and Water Fund	Ohio Elections Commission Fund
Sheriff Fund	Muskingum County Park
Children Services Fund	Commission Fund
Port Authority Fund	Recorder Housing Trust Fund
	Law Enforcement Trust Fund

Muskingum County, Ohio
Combining Statement of Changes in Assets and Liabilities
All Agency Funds
For the Year Ended December 31, 2015

	Balance 1/1/15	Additions	Reductions	Balance 12/31/15
Taxes Agency				
Assets				
Equity in Pooled Cash and Cash Equivalents	\$3,429,728	\$76,647,582	\$76,854,127	\$3,223,183
Receivables:				
Intergovernmental	3,393,693	3,256,009	3,393,693	3,256,009
Accounts	3,369,670	3,579,158	3,369,670	3,579,158
Property Taxes	71,441,220	72,394,576	71,441,220	72,394,576
Payments in Lieu of Taxes	124,969	147,157	124,969	147,157
<i>Total Assets</i>	<u>\$81,759,280</u>	<u>\$156,024,482</u>	<u>\$155,183,679</u>	<u>\$82,600,083</u>
Liabilities				
Intergovernmental Payable	\$81,759,280	\$156,024,482	\$155,183,679	\$82,600,083
<i>Total Liabilities</i>	<u>\$81,759,280</u>	<u>\$156,024,482</u>	<u>\$155,183,679</u>	<u>\$82,600,083</u>
Undivided State Monies				
Assets				
Equity in Pooled Cash and Cash Equivalents	\$0	\$11,911,443	\$11,911,443	\$0
Receivables:				
Permissive Motor Vehicle License Tax	4,133	4,153	4,133	4,153
Intergovernmental	3,148,211	3,308,953	3,148,211	3,308,953
<i>Total Assets</i>	<u>\$3,152,344</u>	<u>\$15,224,549</u>	<u>\$15,063,787</u>	<u>\$3,313,106</u>
Liabilities				
Intergovernmental Payable	\$3,152,344	\$15,224,549	\$15,063,787	\$3,313,106
<i>Total Liabilities</i>	<u>\$3,152,344</u>	<u>\$15,224,549</u>	<u>\$15,063,787</u>	<u>\$3,313,106</u>
Payroll				
Assets				
Equity in Pooled Cash and Cash Equivalents	\$151,823	\$15,190,354	\$15,059,453	\$282,724
<i>Total Assets</i>	<u>\$151,823</u>	<u>\$15,190,354</u>	<u>\$15,059,453</u>	<u>\$282,724</u>
Liabilities				
Deposits Held and Due to Others	\$151,823	\$15,190,354	\$15,059,453	\$282,724
<i>Total Liabilities</i>	<u>\$151,823</u>	<u>\$15,190,354</u>	<u>\$15,059,453</u>	<u>\$282,724</u>

(continued)

Muskingum County, Ohio
Combining Statement of Changes in Assets and Liabilities
All Agency Funds (Continued)
For the Year Ended December 31, 2015

	Balance 1/1/15	Additions	Reductions	Balance 12/31/15
Health				
Assets				
Equity in Pooled Cash and Cash Equivalents	\$5,488,319	\$5,644,036	\$5,138,209	\$5,994,146
Receivables:				
Intergovernmental	157,522	131,206	157,522	131,206
Property Taxes	2,503,549	2,354,430	2,503,549	2,354,430
Payments in Lieu of Taxes	5,168	5,980	5,168	5,980
<i>Total Assets</i>	<u>\$8,154,558</u>	<u>\$8,135,652</u>	<u>\$7,804,448</u>	<u>\$8,485,762</u>
Liabilities				
Intergovernmental Payable	\$8,154,558	\$8,135,652	\$7,804,448	\$8,485,762
<i>Total Liabilities</i>	<u>\$8,154,558</u>	<u>\$8,135,652</u>	<u>\$7,804,448</u>	<u>\$8,485,762</u>
ADAMH Board				
Assets				
Equity in Pooled Cash and Cash Equivalents	\$6,703,342	\$9,811,654	\$10,166,495	\$6,348,501
<i>Total Assets</i>	<u>\$6,703,342</u>	<u>\$9,811,654</u>	<u>\$10,166,495</u>	<u>\$6,348,501</u>
Liabilities				
Undistributed Monies	\$6,703,342	\$9,811,654	\$10,166,495	\$6,348,501
<i>Total Liabilities</i>	<u>\$6,703,342</u>	<u>\$9,811,654</u>	<u>\$10,166,495</u>	<u>\$6,348,501</u>
Child Support Enforcement				
Assets				
Cash and Cash Equivalents in Segregated Accounts	\$29,071	\$1,602,937	\$1,627,270	\$4,738
<i>Total Assets</i>	<u>\$29,071</u>	<u>\$1,602,937</u>	<u>\$1,627,270</u>	<u>\$4,738</u>
Liabilities				
Undistributed Monies	\$29,071	\$1,602,937	\$1,627,270	\$4,738
<i>Total Liabilities</i>	<u>\$29,071</u>	<u>\$1,602,937</u>	<u>\$1,627,270</u>	<u>\$4,738</u>

(continued)

Muskingum County, Ohio
Combining Statement of Changes in Assets and Liabilities
All Agency Funds (Continued)
For the Year Ended December 31, 2015

Court	<u>Balance 1/1/15</u>	<u>Additions</u>	<u>Reductions</u>	<u>Balance 12/31/15</u>
Assets				
Cash and Cash Equivalents in Segregated Accounts	\$1,629,360	\$14,993,093	\$15,605,716	\$1,016,737
Receivables:				
Intergovernmental	713	529	713	529
Accounts	<u>911,046</u>	<u>972,488</u>	<u>911,046</u>	<u>972,488</u>
<i>Total Assets</i>	<u><u>\$2,541,119</u></u>	<u><u>\$15,966,110</u></u>	<u><u>\$16,517,475</u></u>	<u><u>\$1,989,754</u></u>
Liabilities				
Intergovernmental Payable	\$713	\$529	\$713	\$529
Undistributed Monies	<u>2,540,406</u>	<u>15,965,581</u>	<u>16,516,762</u>	<u>1,989,225</u>
<i>Total Liabilities</i>	<u><u>\$2,541,119</u></u>	<u><u>\$15,966,110</u></u>	<u><u>\$16,517,475</u></u>	<u><u>\$1,989,754</u></u>
State of Ohio				
Assets				
Equity in Pooled Cash and Cash Equivalents	<u>\$0</u>	<u>\$51,737</u>	<u>\$51,737</u>	<u>\$0</u>
<i>Total Assets</i>	<u><u>\$0</u></u>	<u><u>\$51,737</u></u>	<u><u>\$51,737</u></u>	<u><u>\$0</u></u>
Liabilities				
Intergovernmental Payable	<u>\$0</u>	<u>\$51,737</u>	<u>\$51,737</u>	<u>\$0</u>
<i>Total Liabilities</i>	<u><u>\$0</u></u>	<u><u>\$51,737</u></u>	<u><u>\$51,737</u></u>	<u><u>\$0</u></u>
Local Emergency Planning				
Assets				
Equity in Pooled Cash and Cash Equivalents	<u>\$34,880</u>	<u>\$47,772</u>	<u>\$50,437</u>	<u>\$32,215</u>
<i>Total Assets</i>	<u><u>\$34,880</u></u>	<u><u>\$47,772</u></u>	<u><u>\$50,437</u></u>	<u><u>\$32,215</u></u>
Liabilities				
Intergovernmental Payable	<u>\$34,880</u>	<u>\$47,772</u>	<u>\$50,437</u>	<u>\$32,215</u>
<i>Total Liabilities</i>	<u><u>\$34,880</u></u>	<u><u>\$47,772</u></u>	<u><u>\$50,437</u></u>	<u><u>\$32,215</u></u>

(continued)

Muskingum County, Ohio
Combining Statement of Changes in Assets and Liabilities
All Agency Funds (Continued)
For the Year Ended December 31, 2015

	Balance 1/1/15	Additions	Reductions	Balance 12/31/15
Fines				
Assets				
Equity in Pooled Cash and Cash Equivalents	\$29,832	\$346,123	\$349,920	\$26,035
<i>Total Assets</i>	<u>\$29,832</u>	<u>\$346,123</u>	<u>\$349,920</u>	<u>\$26,035</u>
Liabilities				
Intergovernmental Payable	\$29,832	\$346,123	\$349,920	\$26,035
<i>Total Liabilities</i>	<u>\$29,832</u>	<u>\$346,123</u>	<u>\$349,920</u>	<u>\$26,035</u>
Escrow				
Assets				
Equity in Pooled Cash and Cash Equivalents	\$44,868	\$86,472	\$45,101	\$86,239
<i>Total Assets</i>	<u>\$44,868</u>	<u>\$86,472</u>	<u>\$45,101</u>	<u>\$86,239</u>
Liabilities				
Undistributed Monies	\$44,868	\$86,472	\$45,101	\$86,239
<i>Total Liabilities</i>	<u>\$44,868</u>	<u>\$86,472</u>	<u>\$45,101</u>	<u>\$86,239</u>
Hotel Lodging Tax				
Assets				
Equity in Pooled Cash and Cash Equivalents	\$32,110	\$392,844	\$394,340	\$30,614
Receivables:				
Lodging Taxes	24,943	23,843	24,943	23,843
<i>Total Assets</i>	<u>\$57,053</u>	<u>\$416,687</u>	<u>\$419,283</u>	<u>\$54,457</u>
Liabilities				
Intergovernmental Payable	\$57,053	\$416,687	\$419,283	\$54,457
<i>Total Liabilities</i>	<u>\$57,053</u>	<u>\$416,687</u>	<u>\$419,283</u>	<u>\$54,457</u>

(continued)

Muskingum County, Ohio
Combining Statement of Changes in Assets and Liabilities
All Agency Funds (Continued)
For the Year Ended December 31, 2015

	Balance 1/1/15	Additions	Reductions	Balance 12/31/15
Soil and Water				
Assets				
Equity in Pooled Cash and Cash Equivalents	\$44,153	\$346,536	\$333,007	\$57,682
<i>Total Assets</i>	<u>\$44,153</u>	<u>\$346,536</u>	<u>\$333,007</u>	<u>\$57,682</u>
Liabilities				
Intergovernmental Payable	\$44,153	\$346,536	\$333,007	\$57,682
<i>Total Liabilities</i>	<u>\$44,153</u>	<u>\$346,536</u>	<u>\$333,007</u>	<u>\$57,682</u>
Sheriff				
Assets				
Cash and Cash Equivalents in Segregated Accounts	\$174,187	\$2,723,244	\$2,736,458	\$160,973
<i>Total Assets</i>	<u>\$174,187</u>	<u>\$2,723,244</u>	<u>\$2,736,458</u>	<u>\$160,973</u>
Liabilities				
Undistributed Monies	\$174,187	\$2,723,244	\$2,736,458	\$160,973
<i>Total Liabilities</i>	<u>\$174,187</u>	<u>\$2,723,244</u>	<u>\$2,736,458</u>	<u>\$160,973</u>
Children Services				
Assets				
Cash and Cash Equivalents in Segregated Accounts	\$12,289	\$74,409	\$74,225	\$12,473
<i>Total Assets</i>	<u>\$12,289</u>	<u>\$74,409</u>	<u>\$74,225</u>	<u>\$12,473</u>
Liabilities				
Deposits Held and Due to Others	\$12,289	\$74,409	\$74,225	\$12,473
<i>Total Liabilities</i>	<u>\$12,289</u>	<u>\$74,409</u>	<u>\$74,225</u>	<u>\$12,473</u>

(continued)

Muskingum County, Ohio
Combining Statement of Changes in Assets and Liabilities
All Agency Funds (Continued)
For the Year Ended December 31, 2015

	Balance 1/1/15	Additions	Reductions	Balance 12/31/15
Port Authority				
Assets				
Equity in Pooled Cash and Cash Equivalents	\$2,554,183	\$481,625	\$276,374	\$2,759,434
<i>Total Assets</i>	<u>\$2,554,183</u>	<u>\$481,625</u>	<u>\$276,374</u>	<u>\$2,759,434</u>
Liabilities				
Intergovernmental Payable	\$2,554,183	\$481,625	\$276,374	\$2,759,434
<i>Total Liabilities</i>	<u>\$2,554,183</u>	<u>\$481,625</u>	<u>\$276,374</u>	<u>\$2,759,434</u>
Family and Children First				
Assets				
Equity in Pooled Cash and Cash Equivalents	\$325,453	\$503,418	\$597,092	\$231,779
<i>Total Assets</i>	<u>\$325,453</u>	<u>\$503,418</u>	<u>\$597,092</u>	<u>\$231,779</u>
Liabilities				
Intergovernmental Payable	\$325,453	\$503,418	\$597,092	\$231,779
<i>Total Liabilities</i>	<u>\$325,453</u>	<u>\$503,418</u>	<u>\$597,092</u>	<u>\$231,779</u>
Federally Owned Entitlement Land				
Assets				
Equity in Pooled Cash and Cash Equivalents	\$0	\$17,287	\$17,287	\$0
<i>Total Assets</i>	<u>\$0</u>	<u>\$17,287</u>	<u>\$17,287</u>	<u>\$0</u>
Liabilities				
Intergovernmental Payable	\$0	\$17,287	\$17,287	\$0
<i>Total Liabilities</i>	<u>\$0</u>	<u>\$17,287</u>	<u>\$17,287</u>	<u>\$0</u>
Powelson Wildlife				
Assets				
Equity in Pooled Cash and Cash Equivalents	\$0	\$19,213	\$19,213	\$0
<i>Total Assets</i>	<u>\$0</u>	<u>\$19,213</u>	<u>\$19,213</u>	<u>\$0</u>
Liabilities				
Undistributed Monies	\$0	\$19,213	\$19,213	\$0
<i>Total Liabilities</i>	<u>\$0</u>	<u>\$19,213</u>	<u>\$19,213</u>	<u>\$0</u>

(continued)

Muskingum County, Ohio
Combining Statement of Changes in Assets and Liabilities
All Agency Funds (Continued)
For the Year Ended December 31, 2015

	Balance 1/1/15	Additions	Reductions	Balance 12/31/15
USDA Forest Service				
Assets				
Equity in Pooled Cash and Cash Equivalents	\$0	\$76,020	\$76,020	\$0
<i>Total Assets</i>	<u>\$0</u>	<u>\$76,020</u>	<u>\$76,020</u>	<u>\$0</u>
Liabilities				
Undistributed Monies	\$0	\$76,020	\$76,020	\$0
<i>Total Liabilities</i>	<u>\$0</u>	<u>\$76,020</u>	<u>\$76,020</u>	<u>\$0</u>
Ohio Elections Commission				
Assets				
Equity in Pooled Cash and Cash Equivalents	\$0	\$3,580	\$2,735	\$845
<i>Total Assets</i>	<u>\$0</u>	<u>\$3,580</u>	<u>\$2,735</u>	<u>\$845</u>
Liabilities				
Undistributed Monies	\$0	\$3,580	\$2,735	\$845
<i>Total Liabilities</i>	<u>\$0</u>	<u>\$3,580</u>	<u>\$2,735</u>	<u>\$845</u>
Muskingum County Park Commission				
Assets				
Equity in Pooled Cash and Cash Equivalents	\$190,184	\$427,586	\$458,485	\$159,285
Receivables:				
Intergovernmental	21,744	22,756	21,744	22,756
<i>Total Assets</i>	<u>\$211,928</u>	<u>\$450,342</u>	<u>\$480,229</u>	<u>\$182,041</u>
Liabilities				
Intergovernmental Payable	\$211,928	\$450,342	\$480,229	\$182,041
<i>Total Liabilities</i>	<u>\$211,928</u>	<u>\$450,342</u>	<u>\$480,229</u>	<u>\$182,041</u>
Recorder Housing Trust				
Assets				
Equity in Pooled Cash and Cash Equivalents	\$82,786	\$358,700	\$358,397	\$83,089
<i>Total Assets</i>	<u>\$82,786</u>	<u>\$358,700</u>	<u>\$358,397</u>	<u>\$83,089</u>
Liabilities				
Intergovernmental Payable	\$82,786	\$358,700	\$358,397	\$83,089
<i>Total Liabilities</i>	<u>\$82,786</u>	<u>\$358,700</u>	<u>\$358,397</u>	<u>\$83,089</u>

(continued)

Muskingum County, Ohio
Combining Statement of Changes in Assets and Liabilities
All Agency Funds (Continued)
For the Year Ended December 31, 2015

	Balance 1/1/15	Additions	Reductions	Balance 12/31/15
Law Enforcement Trust				
Assets				
Cash and Cash Equivalents in Segregated Accounts	\$187,245	\$74,727	\$2,400	\$259,572
<i>Total Assets</i>	<u>\$187,245</u>	<u>\$74,727</u>	<u>\$2,400</u>	<u>\$259,572</u>
Liabilities				
Undistributed Monies	\$187,245	\$74,727	\$2,400	\$259,572
<i>Total Liabilities</i>	<u>\$187,245</u>	<u>\$74,727</u>	<u>\$2,400</u>	<u>\$259,572</u>
Total - All Agency Funds				
Assets				
Equity in Pooled Cash and Cash Equivalents	\$19,111,661	\$122,363,982	\$122,159,872	\$19,315,771
Cash and Cash Equivalents in Segregated Accounts	2,032,152	19,468,410	20,046,069	1,454,493
Receivables:				
Permissive Motor Vehicle License Tax	4,133	4,153	4,133	4,153
Intergovernmental	6,721,883	6,719,453	6,721,883	6,719,453
Accounts	4,280,716	4,551,646	4,280,716	4,551,646
Property Taxes	73,944,769	74,749,006	73,944,769	74,749,006
Lodging Taxes	24,943	23,843	24,943	23,843
Payments in Lieu of Taxes	130,137	153,137	130,137	153,137
<i>Total Assets</i>	<u>\$106,250,394</u>	<u>\$228,033,630</u>	<u>\$227,312,522</u>	<u>\$106,971,502</u>
Liabilities				
Intergovernmental Payable	\$96,407,163	\$182,405,439	\$180,986,390	\$97,826,212
Deposits Held and Due to Others	164,112	15,264,763	15,133,678	295,197
Undistributed Monies	9,679,119	30,363,428	31,192,454	8,850,093
<i>Total Liabilities</i>	<u>\$106,250,394</u>	<u>\$228,033,630</u>	<u>\$227,312,522</u>	<u>\$106,971,502</u>

This page intentionally left blank

STATISTICAL SECTION

Statistical Section

This part of Muskingum County, Ohio's comprehensive annual financial report presents detailed information as a context for understanding what the information in the financial statements, note disclosures, and required supplementary information says about the County's overall financial health.

<u>Contents</u>	<u>Page(s)</u>
Financial Trends These schedules contain trend information to help the reader understand how the County's financial performance and well-being have changed over time.	S-2 - S-15
Revenue Capacity These schedules contain information to help the reader assess the County's most significant local revenue sources, sales taxes and property taxes.	S-16 - S-37
Debt Capacity These schedules present information to help the reader assess the affordability of the County's current levels of outstanding debt and the County's ability to issue additional debt in the future.	S-38 - S-47
Economic and Demographic Information These schedules offer economic and demographic indicators to help the reader understand the environment within which the County's financial activities take place and to provide information that facilitates comparisons of financial information over time and among governments.	S-48 - S-49
Operating Information These schedules contain service and infrastructure data to help the reader understand how the information in the County's financial report relates to the services the County provides and the activities it performs.	S-51 - S-65

Sources: Unless otherwise noted, the information in these schedules is derived from the comprehensive annual financial reports for the relevant year.

Muskingum County, Ohio
Net Position by Component
Last Ten Years
(Accrual Basis of Accounting)

	<u>2015</u>	<u>2014 (1)</u>	<u>2013</u>	<u>2012 (1)</u>	<u>2011 (1) (2)</u>
Governmental Activities					
Net Investment in Capital Assets	\$90,281,154	\$88,070,601	\$86,771,393	\$85,723,050	\$83,557,999
Restricted:					
Capital Projects	944,850	1,250,857	1,766,637	1,719,504	1,947,166
Debt Service	96,135	69,276	72,819	67,826	93,590
Road and Bridge Projects	3,403,614	3,503,601	3,404,962	3,302,057	3,347,390
County Home Program	0	0	0	0	3,664,698
Starlight School Program	27,163,092	27,717,285	25,576,661	23,152,485	19,471,349
Children Services Program	6,247,340	7,128,493	7,359,753	7,373,705	7,380,057
Public Assistance Program (3)	595,553	228,459	255,179	0	0
Tuberculosis Clinic Program	1,365,211	1,396,390	1,414,526	1,199,415	1,139,562
Court Corrections	2,051,608	1,815,191	1,779,065	1,617,646	0
Titles and Licenses Administration	0	0	0	0	0
Community Development Program	627,823	627,361	0	0	456,036
Real Estate Assessment	2,337,665	2,043,127	1,728,011	1,363,677	1,272,123
Loan Guaranty	0	0	0	0	0
Mental Health (3)	362,199	329,620	296,328	0	0
Other Purposes	4,124,797	4,018,153	4,022,007	5,154,869	5,337,455
Unrestricted (Deficit)	<u>8,892</u>	<u>(3,798,541)</u>	<u>18,482,292</u>	<u>15,497,843</u>	<u>10,198,655</u>
<i>Total Governmental Activities Net Position</i>	<u>139,609,933</u>	<u>134,399,873</u>	<u>152,929,633</u>	<u>146,172,077</u>	<u>137,866,080</u>
Business-Type-Activities					
Net Investment in Capital Assets	48,626,741	46,613,223	45,045,389	44,167,503	37,369,088
Restricted for Debt Service	0	0	0	0	95,010
Unrestricted	<u>4,533,650</u>	<u>5,418,522</u>	<u>6,395,391</u>	<u>7,550,243</u>	<u>12,622,712</u>
<i>Total Business-Type Activities Net Position</i>	<u>53,160,391</u>	<u>52,031,745</u>	<u>51,440,780</u>	<u>51,717,746</u>	<u>50,086,810</u>
Primary Government					
Net Investment in Capital Assets	138,907,895	134,683,824	131,816,782	129,890,553	120,927,087
Restricted	49,319,887	50,127,813	47,675,948	44,951,184	44,204,436
Unrestricted (4)	<u>4,542,542</u>	<u>1,619,981</u>	<u>24,877,683</u>	<u>23,048,086</u>	<u>22,821,367</u>
<i>Total Primary Government Net Position</i>	<u>\$192,770,324</u>	<u>\$186,431,618</u>	<u>\$204,370,413</u>	<u>\$197,889,823</u>	<u>\$187,952,890</u>

(1) Restated net position.

(2) GASB Statements No. 63 and 65 implemented for 2012.

(3) Prior to 2013, these amounts were reflected as Restricted for Other Purposes.

(4) GASB Statement No. 68 implemented for 2015 which affected Unrestricted Net Position.

Note: The County reported the impact of GASB Statement No. 68 beginning in 2014.

<u>2010 (1)</u>	<u>2009</u>	<u>2008 (1)</u>	<u>2007 (1)</u>	<u>2006 (1)</u>
\$80,698,922	\$80,517,562	\$79,175,040	\$77,591,877	\$76,740,170
2,579,452	2,613,801	3,037,311	2,220,054	2,375,999
128,417	214,377	228,502	267,221	483,542
4,310,965	3,067,740	2,736,569	2,927,971	3,207,748
2,890,304	2,479,109	2,269,826	2,071,721	1,241,994
16,117,511	13,238,602	11,549,535	10,129,310	9,642,176
6,509,496	5,645,347	4,980,975	4,737,947	3,541,258
0	0	0	0	0
1,189,198	1,186,522	1,099,670	1,019,908	884,865
0	0	0	0	0
0	871,606	789,314	769,443	814,920
1,497,385	964,071	348,194	758,562	461,916
1,367,538	1,140,507	824,616	1,009,771	829,013
0	925,000	925,000	925,754	925,754
0	0	0	0	0
5,101,405	4,907,489	4,545,856	4,940,878	3,668,141
10,017,936	9,007,501	11,794,087	12,519,134	11,275,681
<u>132,408,529</u>	<u>126,779,234</u>	<u>124,304,495</u>	<u>121,889,551</u>	<u>116,093,177</u>
38,570,209	34,044,448	34,451,216	34,445,762	32,714,447
64,830	37,650	5,010,470	10,470	10,470
<u>11,126,841</u>	<u>9,993,794</u>	<u>3,657,690</u>	<u>6,855,835</u>	<u>7,470,685</u>
<u>49,761,880</u>	<u>44,075,892</u>	<u>43,119,376</u>	<u>41,312,067</u>	<u>40,195,602</u>
119,269,131	114,562,010	113,626,256	112,037,639	109,454,617
41,756,501	37,291,821	38,345,838	31,789,010	28,087,796
<u>21,144,777</u>	<u>19,001,295</u>	<u>15,451,777</u>	<u>19,374,969</u>	<u>18,746,366</u>
<u>\$182,170,409</u>	<u>\$170,855,126</u>	<u>\$167,423,871</u>	<u>\$163,201,618</u>	<u>\$156,288,779</u>

Muskingum County, Ohio
Changes in Net Position
Last Ten Years
(Accrual Basis of Accounting)

	2015	2014	2013	2012	2011
<u>Program Revenues</u>					
Governmental Activities:					
Charges for Services:					
General Government:					
Legislative and Executive	\$4,303,887	\$4,139,284	\$4,125,933	\$4,189,463	\$4,425,087
Judicial	1,100,165	1,072,759	1,128,298	1,540,628	1,464,879
Public Safety	2,308,359	1,728,475	2,207,981	1,674,033	1,910,934
Public Works	174,649	137,049	219,700	363,971	274,145
Public Works - Intergovernmental	492,467	481,018	478,052	470,935	467,416
Health	491,613	378,746	517,329	443,454	466,787
Human Services	2,223,334	2,675,811	2,444,168	3,390,200	3,999,565
Subtotal Charges for Services	<u>11,094,474</u>	<u>10,613,142</u>	<u>11,121,461</u>	<u>12,072,684</u>	<u>13,008,813</u>
Operating Grants, Contributions, and Interest:					
General Government:					
Legislative and Executive	17,570	9,940	10,235	105,929	26,735
Judicial	590,707	645,944	389,577	285,658	286,156
Public Safety	1,421,859	1,067,287	1,260,395	1,226,767	1,605,674
Public Works	5,617,627	5,758,041	5,443,736	5,725,908	5,085,491
Public Works - Intergovernmental	0	0	0	0	0
Health	174,159	87,249	225,214	132,602	141,231
Health - Intergovernmental	213,170	223,421	198,510	247,488	292,765
Human Services	17,082,475	17,340,271	16,873,385	16,913,933	17,964,159
Subtotal Operating Grants, Contributions, and Interest	<u>25,117,567</u>	<u>25,132,153</u>	<u>24,401,052</u>	<u>24,638,285</u>	<u>25,402,211</u>
Capital Grants and Contributions:					
General Government:					
Legislative and Executive	0	0	0	11,195	0
Public Safety	17,000	4,100	0	0	15,000
Public Works	2,413,379	2,560,448	2,244,457	2,775,213	3,661,140
Health	0	5,400	0	0	0
Human Services	0	0	0	30,545	4,285
Subtotal Capital Grants and Contributions	<u>2,430,379</u>	<u>2,569,948</u>	<u>2,244,457</u>	<u>2,816,953</u>	<u>3,680,425</u>
<i>Total Governmental Activities</i>					
<i>Program Revenues</i>	<u>38,642,420</u>	<u>38,315,243</u>	<u>37,766,970</u>	<u>39,527,922</u>	<u>42,091,449</u>
Business-Type Activities:					
Charges for Services:					
Sewer	4,328,224	4,339,411	3,826,693	4,440,771	4,045,853
Water	4,181,018	4,141,441	3,856,728	3,947,121	3,709,276
Subtotal Charges for Services	<u>8,509,242</u>	<u>8,480,852</u>	<u>7,683,421</u>	<u>8,387,892</u>	<u>7,755,129</u>
Capital Grants and Contributions:					
Sewer	366,669	726,052	108,294	42,044	1,369,992
Water	112,625	643,578	211,923	774,992	325,309
Subtotal Capital Grants and Contributions	<u>479,294</u>	<u>1,369,630</u>	<u>320,217</u>	<u>817,036</u>	<u>1,695,301</u>
<i>Total Business-Type Activities</i>					
<i>Program Revenues</i>	<u>8,988,536</u>	<u>9,850,482</u>	<u>8,003,638</u>	<u>9,204,928</u>	<u>9,450,430</u>
<i>Total Primary Government</i>					
<i>Program Revenues</i>	<u>47,630,956</u>	<u>48,165,725</u>	<u>45,770,608</u>	<u>48,732,850</u>	<u>51,541,879</u>

2010	2009	2008	2007	2006
\$3,866,507	\$3,492,185	\$3,939,014	\$4,324,972	\$3,913,533
1,431,338	885,815	917,427	929,661	860,604
1,688,528	2,079,349	2,403,465	1,883,628	2,137,503
316,028	255,857	782,137	834,496	843,687
470,739	459,471	0	0	0
392,007	301,696	360,706	293,088	409,305
<u>3,477,583</u>	<u>3,798,818</u>	<u>3,168,803</u>	<u>4,302,539</u>	<u>3,693,398</u>
<u>11,642,730</u>	<u>11,273,191</u>	<u>11,571,552</u>	<u>12,568,384</u>	<u>11,858,030</u>
12,158	7,196	18,293	15,053	51,753
352,514	266,839	240,620	243,911	497,576
1,987,067	1,200,849	1,537,049	1,017,639	1,025,285
5,986,663	5,826,818	5,176,915	5,915,021	5,504,376
0	318,000	0	0	0
179,657	228,908	194,332	292,029	244,359
422,404	432,367	455,672	357,786	229,599
<u>20,602,094</u>	<u>24,349,300</u>	<u>24,176,755</u>	<u>26,073,047</u>	<u>25,274,545</u>
<u>29,542,557</u>	<u>32,630,277</u>	<u>31,799,636</u>	<u>33,914,486</u>	<u>32,827,493</u>
12,755	12,855	0	0	0
10,590	6,145	0	15,202	0
2,687,249	2,482,481	3,577,994	1,219,864	2,103,796
0	127,988	317,311	0	0
<u>7,320</u>	<u>6,695</u>	<u>0</u>	<u>0</u>	<u>64</u>
<u>2,717,914</u>	<u>2,636,164</u>	<u>3,895,305</u>	<u>1,235,066</u>	<u>2,103,860</u>
<u>43,903,201</u>	<u>46,539,632</u>	<u>47,266,493</u>	<u>47,717,936</u>	<u>46,789,383</u>
3,965,398	4,058,592	3,270,669	2,297,231	2,150,722
<u>3,521,022</u>	<u>3,425,848</u>	<u>3,323,046</u>	<u>3,124,131</u>	<u>2,883,911</u>
<u>7,486,420</u>	<u>7,484,440</u>	<u>6,593,715</u>	<u>5,421,362</u>	<u>5,034,633</u>
5,362,166	1,833,006	1,665,354	1,265,105	2,226,065
<u>71,270</u>	<u>378,145</u>	<u>389,198</u>	<u>99,945</u>	<u>1,319,604</u>
<u>5,433,436</u>	<u>2,211,151</u>	<u>2,054,552</u>	<u>1,365,050</u>	<u>3,545,669</u>
<u>12,919,856</u>	<u>9,695,591</u>	<u>8,648,267</u>	<u>6,786,412</u>	<u>8,580,302</u>
<u>56,823,057</u>	<u>56,235,223</u>	<u>55,914,760</u>	<u>54,504,348</u>	<u>55,369,685</u>

(continued)

Muskingum County, Ohio
Changes in Net Position (Continued)
Last Ten Years
(Accrual Basis of Accounting)

	2015	2014	2013	2012	2011
<u>Expenses</u>					
Governmental Activities:					
General Government:					
Legislative and Executive	\$8,650,321	\$9,121,598	\$9,528,192	\$9,880,631	\$11,299,400
Judicial	7,046,782	7,011,756	6,784,134	6,503,597	6,579,201
Public Safety	12,384,072	12,024,820	11,652,808	11,557,031	11,485,089
Public Safety - Intergovernmental	0	0	0	0	0
Public Works	8,509,582	8,030,892	7,570,726	8,176,610	9,245,923
Public Works - Intergovernmental	564,220	541,924	391,595	442,920	765,623
Health	1,445,554	1,349,586	1,288,009	1,416,721	1,493,122
Health - Intergovernmental	1,305,094	1,252,020	1,275,657	1,350,575	1,309,950
Human Services	28,995,665	28,144,364	27,078,645	29,716,789	30,669,642
Interest and Fiscal Charges	311,173	348,330	383,780	658,069	549,992
<i>Total Governmental Activities Expenses</i>	<u>69,212,463</u>	<u>67,825,290</u>	<u>65,953,546</u>	<u>69,702,943</u>	<u>73,397,942</u>
Business-Type Activities:					
Sewer	4,447,101	4,489,405	4,304,749	4,360,094	5,176,037
Water	3,454,324	4,096,589	4,058,230	4,023,353	3,698,531
<i>Total Business-Type Activities Expenses</i>	<u>7,901,425</u>	<u>8,585,994</u>	<u>8,362,979</u>	<u>8,383,447</u>	<u>8,874,568</u>
<i>Total Primary Government Program Expenses</i>	<u>77,113,888</u>	<u>76,411,284</u>	<u>74,316,525</u>	<u>78,086,390</u>	<u>82,272,510</u>
Net (Expense) Revenue					
Governmental Activities	(30,570,043)	(29,510,047)	(28,186,576)	(30,175,021)	(31,306,493)
Business-Type Activities	1,087,111	1,264,488	(359,341)	821,481	575,862
<i>Total Primary Government Net Expense</i>	<u>(29,482,932)</u>	<u>(28,245,559)</u>	<u>(28,545,917)</u>	<u>(29,353,540)</u>	<u>(30,730,631)</u>

2010	2009	2008	2007	2006
\$10,556,466	\$10,419,041	\$10,803,364	\$10,093,026	\$9,926,117
6,314,627	6,649,197	6,536,839	6,474,827	6,253,392
12,277,179	11,417,630	11,009,260	10,841,659	10,823,005
0	0	1,220	39,178	0
7,772,558	7,961,677	10,034,274	8,941,613	11,314,742
610,092	1,587,632	1,115,725	971,299	0
1,384,312	1,347,291	1,338,500	1,358,932	2,270,163
1,376,193	1,349,916	1,424,887	1,346,941	229,599
32,352,933	38,447,072	37,745,451	40,249,996	36,982,530
567,813	651,269	843,330	790,269	803,774
<u>73,212,173</u>	<u>79,830,725</u>	<u>80,852,850</u>	<u>81,107,740</u>	<u>78,603,322</u>
3,790,920	5,479,802	4,394,477	3,318,613	3,254,399
3,541,499	3,327,130	3,015,312	2,827,804	2,775,820
<u>7,332,419</u>	<u>8,806,932</u>	<u>7,409,789</u>	<u>6,146,417</u>	<u>6,030,219</u>
80,544,592	88,637,657	88,262,639	87,254,157	84,633,541
(29,308,972)	(33,291,093)	(33,586,357)	(33,389,804)	(31,813,939)
<u>5,587,437</u>	<u>888,659</u>	<u>1,238,478</u>	<u>639,995</u>	<u>2,550,083</u>
<u>(23,721,535)</u>	<u>(32,402,434)</u>	<u>(32,347,879)</u>	<u>(32,749,809)</u>	<u>(29,263,856)</u>

(continued)

Muskingum County, Ohio
Changes in Net Position (Continued)
Last Ten Years
(Accrual Basis of Accounting)

	2015	2014	2013	2012	2011
General Revenues and Other Changes in Net Position					
Governmental Activities:					
Property Taxes Levied for General Purposes	\$3,067,537	\$3,019,180	\$2,981,461	\$3,262,939	\$3,154,409
Property Taxes Levied for Public Safety	476,075	425,152	408,856	449,364	422,054
Property Taxes Levied for Health	1,650,059	1,590,064	1,536,171	1,651,283	1,572,838
Property Taxes Levied for Human Services	7,217,956	8,818,470	8,940,548	12,378,806	12,633,678
Sales Taxes, Levied for General Purposes	19,346,296	18,241,337	17,293,349	16,091,980	15,545,873
Grants and Entitlements not Restricted to Specific Programs	2,642,609	2,511,528	2,452,774	2,016,892	2,055,775
Gifts and Donations not Restricted to Specific Programs	0	0	0	1,900,770	0
Investment Earnings	652,918	622,598	278,722	499,606	821,921
Payments in Lieu of Taxes (1)	445,375	255,667	328,211	319,733	349,593
Gain on Sale of Capital Assets	0	0	0	0	7,325
Miscellaneous	247,410	585,075	695,375	583,350	932,318
<i>Total Governmental Activities</i>	<u>35,746,235</u>	<u>36,069,071</u>	<u>34,915,467</u>	<u>39,154,723</u>	<u>37,495,784</u>
Business-Type Activities:					
Investment Earnings	0	0	0	0	0
Miscellaneous	75,403	64,495	111,040	135,750	62,087
<i>Total Business-Type Activities</i>	<u>75,403</u>	<u>64,495</u>	<u>111,040</u>	<u>135,750</u>	<u>62,087</u>
<i>Total Primary Government General Revenues</i>	<u>35,821,638</u>	<u>36,133,566</u>	<u>35,026,507</u>	<u>39,290,473</u>	<u>37,557,871</u>
Increase (Decrease) Before Transfers					
Governmental Activities	5,176,192	6,559,024	6,728,891	8,979,702	6,189,291
Business-Type Activities	1,162,514	1,328,983	(248,301)	957,231	637,949
<i>Total Primary Government Increase (Decrease) Before Transfers</i>	<u>6,338,706</u>	<u>7,888,007</u>	<u>6,480,590</u>	<u>9,936,933</u>	<u>6,827,240</u>
Transfers In (Out)					
Governmental Activities	33,868	18,358	28,665	(673,705)	25,268
Business-Type Activities	(33,868)	(18,358)	(28,665)	673,705	(25,268)
Increase (Decrease) After Transfers					
Governmental Activities	5,210,060	6,577,382	6,757,556	8,305,997	6,214,559
Business-Type Activities	1,128,646	1,310,625	(276,966)	1,630,936	612,681
Restatements	0	0	0	0	0
<i>Total Primary Government Increase After Transfers</i>	<u>\$6,338,706</u>	<u>\$7,888,007</u>	<u>\$6,480,590</u>	<u>\$9,936,933</u>	<u>\$6,827,240</u>

(1) During 2008, this revenue was reported as earned in the year that the exchange transaction occurred.

Note: Expenses are first impacted by the implementation of GASB Statement No. 68 beginning in 2015.

<u>2010</u>	<u>2009</u>	<u>2008</u>	<u>2007</u>	<u>2006</u>
\$2,883,898	\$2,817,269	\$2,906,561	\$2,968,705	\$2,686,036
365,236	358,184	372,582	392,732	396,773
1,401,482	1,375,444	1,423,902	1,471,298	1,475,270
11,377,151	11,175,246	11,553,094	9,647,924	7,238,605
14,683,620	15,240,831	14,690,308	14,691,023	14,774,019
2,463,062	2,125,238	2,305,383	1,969,306	1,921,577
0	0	0	0	0
735,554	1,110,432	2,019,320	3,524,198	3,117,217
346,541	374,904	0	270,415	491,029
0	0	0	85,975	632
714,791	1,210,172	850,742	474,622	518,725
<u>34,971,335</u>	<u>35,787,720</u>	<u>36,121,892</u>	<u>35,496,198</u>	<u>32,619,883</u>
0	0	0	0	43,495
65,483	45,969	43,025	78,656	64,614
<u>65,483</u>	<u>45,969</u>	<u>43,025</u>	<u>78,656</u>	<u>108,109</u>
<u>35,036,818</u>	<u>35,833,689</u>	<u>36,164,917</u>	<u>35,574,854</u>	<u>32,727,992</u>
5,662,363	2,496,627	2,535,535	2,106,394	805,944
5,652,920	934,628	1,281,503	718,651	2,658,192
<u>11,315,283</u>	<u>3,431,255</u>	<u>3,817,038</u>	<u>2,825,045</u>	<u>3,464,136</u>
(33,068)	(21,888)	30,645	44,023	43,824
<u>33,068</u>	<u>21,888</u>	<u>(30,645)</u>	<u>(44,023)</u>	<u>(43,824)</u>
5,629,295	2,474,739	2,566,180	2,150,417	849,768
5,685,988	956,516	1,250,858	674,628	2,614,368
<u>0</u>	<u>0</u>	<u>405,215</u>	<u>4,087,794</u>	<u>(924,110)</u>
<u>\$11,315,283</u>	<u>\$3,431,255</u>	<u>\$4,222,253</u>	<u>\$6,912,839</u>	<u>\$2,540,026</u>

Muskingum County, Ohio
Program Revenues by Program/Activity
Last Ten Years
(Accrual Basis of Accounting)

	<u>2015</u>	<u>2014</u>	<u>2013</u>	<u>2012</u>	<u>2011</u>
<u>Program Revenues</u>					
Governmental Activities:					
General Government:					
Legislative and Executive	\$4,321,457	\$4,149,224	\$4,136,168	\$4,306,587	\$4,451,822
Judicial	1,707,872	1,718,703	1,517,875	1,826,286	1,751,035
Public Safety	3,730,218	2,799,862	3,468,376	2,900,800	3,531,608
Public Works	8,205,655	8,455,538	7,907,893	8,865,092	9,020,776
Public Works - Intergovernmental	492,467	481,018	478,052	470,935	467,416
Health	665,772	471,395	742,543	576,056	608,018
Health - Intergovernmental	213,170	223,421	198,510	247,488	292,765
Human Services	<u>19,305,809</u>	<u>20,016,082</u>	<u>19,317,553</u>	<u>20,334,678</u>	<u>21,968,009</u>
Total Governmental Activities	<u>38,642,420</u>	<u>38,315,243</u>	<u>37,766,970</u>	<u>39,527,922</u>	<u>42,091,449</u>
Business-Type Activities:					
Sewer	4,694,893	5,065,463	3,934,987	4,482,815	5,415,845
Water	<u>4,293,643</u>	<u>4,785,019</u>	<u>4,068,651</u>	<u>4,722,113</u>	<u>4,034,585</u>
Total Business-Type Activities	<u>8,988,536</u>	<u>9,850,482</u>	<u>8,003,638</u>	<u>9,204,928</u>	<u>9,450,430</u>
Total Primary Government	<u>\$47,630,956</u>	<u>\$48,165,725</u>	<u>\$45,770,608</u>	<u>\$48,732,850</u>	<u>\$51,541,879</u>

<u>2010</u>	<u>2009</u>	<u>2008</u>	<u>2007</u>	<u>2006</u>
\$3,891,420	\$3,512,236	\$3,957,307	\$4,340,025	\$3,965,286
1,783,852	1,152,654	1,158,047	1,173,572	1,358,180
3,686,185	3,286,343	3,940,514	2,916,469	3,162,788
8,989,940	8,565,156	9,537,046	7,969,381	8,451,859
470,739	777,471	0	0	0
571,664	658,592	872,349	585,117	653,664
422,404	432,367	455,672	357,786	229,599
<u>24,086,997</u>	<u>28,154,813</u>	<u>27,345,558</u>	<u>30,375,586</u>	<u>28,968,007</u>
<u>43,903,201</u>	<u>46,539,632</u>	<u>47,266,493</u>	<u>47,717,936</u>	<u>46,789,383</u>
9,327,564	5,891,598	4,936,023	3,562,336	4,376,787
<u>3,592,292</u>	<u>3,803,993</u>	<u>3,712,244</u>	<u>3,224,076</u>	<u>4,203,515</u>
<u>12,919,856</u>	<u>9,695,591</u>	<u>8,648,267</u>	<u>6,786,412</u>	<u>8,580,302</u>
<u>\$56,823,057</u>	<u>\$56,235,223</u>	<u>\$55,914,760</u>	<u>\$54,504,348</u>	<u>\$55,369,685</u>

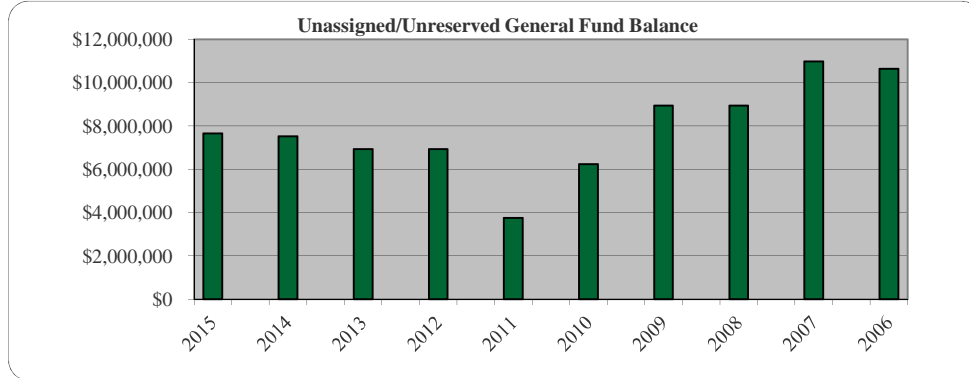
Muskingum County, Ohio
Fund Balances, Governmental Funds
 Last Ten Years
 (Modified Accrual Basis of Accounting)

	2015	2014	2013	2012	2011 (2)
General Fund					
Reserved	\$0	\$0	\$0	\$0	\$0
Unreserved	0	0	0	0	0
Nonspendable	386,361	379,747	393,834	552,401	473,922
Committed	0	0	0	15,202	2,696
Assigned	7,278,150	6,110,507	5,268,971	3,832,353	1,581,473
Unassigned	<u>7,656,330</u>	<u>7,519,137</u>	<u>6,934,378</u>	<u>6,932,267</u>	<u>3,761,213</u>
<i>Total General Fund</i>	<u>15,320,841</u>	<u>14,009,391</u>	<u>12,597,183</u>	<u>11,332,223</u>	<u>5,819,304</u>
All Other Governmental Funds					
Reserved	0	0	0	0	0
Unreserved, Undesignated, Reported in:					
Special Revenue Funds	0	0	0	0	0
Debt Service Funds	0	0	0	0	0
Capital Projects Funds	0	0	0	0	0
Nonspendable	891,527	826,144	610,591	784,930	1,097,727
Restricted	43,253,269	43,386,805	40,907,986	37,876,252	36,616,213
Committed	995,553	0	0	0	0
Unassigned (Deficit)	<u>(352,202)</u>	<u>(103,982)</u>	<u>(202,419)</u>	<u>(60,044)</u>	<u>(2,091,889)</u>
<i>Total All Other Governmental Funds</i>	<u>44,788,147</u>	<u>44,108,967</u>	<u>41,316,158</u>	<u>38,601,138</u>	<u>35,622,051</u>
Total Governmental Funds	<u>\$60,108,988</u>	<u>\$58,118,358</u>	<u>\$53,913,341</u>	<u>\$49,933,361</u>	<u>\$41,441,355</u>

(1) Restated fund balances.

(2) The change in fund balance accounts occurred due to the implementation of GASB 54 starting in 2011.

Source: County financial records.



<u>2010</u>	<u>2009</u>	<u>2008</u>	<u>2007 (1)</u>	<u>2006 (1)</u>
\$252,644	\$341,698	\$341,698	\$378,747	\$383,552
6,246,317	8,945,190	8,945,190	10,981,307	10,640,274
0	0	0	0	0
0	0	0	0	0
0	0	0	0	0
0	0	0	0	0
<u>6,498,961</u>	<u>9,286,888</u>	<u>9,286,888</u>	<u>11,360,054</u>	<u>11,023,826</u>
1,474,781	1,797,038	1,797,038	2,546,390	3,451,166
31,635,209	22,909,366	22,909,366	19,819,383	18,665,137
241,579	318,340	318,340	362,253	353,265
1,772,312	1,490,362	1,490,362	2,048,048	2,011,922
0	0	0	0	0
0	0	0	0	0
0	0	0	0	0
0	0	0	0	0
<u>35,123,881</u>	<u>26,515,106</u>	<u>26,515,106</u>	<u>24,776,074</u>	<u>24,481,490</u>
<u>\$41,622,842</u>	<u>\$35,801,994</u>	<u>\$35,801,994</u>	<u>\$36,136,128</u>	<u>\$35,505,316</u>

Muskingum County, Ohio
Changes in Fund Balances, Governmental Funds
Last Ten Years
(Modified Accrual Basis of Accounting)

	2015	2014	2013	2012	2011
Revenues					
Property Taxes	\$12,790,156	\$14,198,362	\$14,401,860	\$18,549,342	\$17,055,278
Special Assessments	30,180	32,523	26,752	17,546	29,726
Permissive Sales Taxes	19,294,006	17,946,552	17,153,129	16,245,827	15,131,293
Permissive Motor Vehicle License Tax	492,467	481,018	478,052	470,935	467,416
Charges for Services	8,353,501	8,095,112	8,583,868	9,654,812	9,880,316
Licenses and Permits	780,051	771,056	759,575	763,396	651,585
Fines and Forfeitures	828,409	774,286	793,879	785,895	725,047
Intergovernmental	29,188,791	29,063,681	28,137,433	30,069,779	30,438,261
Interest	647,238	611,617	310,168	525,139	921,735
Payments in Lieu of Taxes	344,537	369,963	311,556	375,152	323,445
Rent	550,374	570,136	605,221	538,541	801,874
Contributions and Donations	56,430	72,569	46,334	1,942,434	45,659
Other	242,439	570,477	696,542	574,288	937,589
<i>Total Revenues</i>	<u>73,598,579</u>	<u>73,557,352</u>	<u>72,304,369</u>	<u>80,513,086</u>	<u>77,409,224</u>
Expenditures					
Current:					
General Government:					
Legislative and Executive	9,166,367	8,621,625	8,511,111	8,975,753	9,611,199
Judicial	7,125,936	7,112,255	6,812,440	6,427,692	6,602,191
Public Safety	12,276,548	11,915,827	11,530,668	11,189,319	11,466,363
Public Works	7,046,026	6,782,961	9,014,201	9,511,035	10,841,795
Health	1,413,489	1,315,063	1,242,428	1,355,235	1,439,056
Human Services	29,436,254	28,519,718	27,420,809	29,295,105	30,963,798
Capital Outlay	1,882,205	1,938,298	349,637	204,444	2,803,894
Intergovernmental	1,869,314	1,793,944	1,667,252	1,793,495	2,096,081
Debt Service:					
Principal Retirement	1,683,483	1,668,771	1,526,009	1,376,033	1,421,957
Current Refunding Principal	0	0	47,000	0	0
Refunded Bond Anticipation Note Redeemed (2)	0	0	0	400,000	50,000
Interest and Fiscal Charges	306,376	343,248	377,390	465,875	532,583
Bond Issuance Costs	0	0	711	45,758	0
<i>Total Expenditures</i>	<u>72,205,998</u>	<u>70,011,710</u>	<u>68,499,656</u>	<u>71,039,744</u>	<u>77,828,917</u>
<i>Excess of Revenues Over(Under) Expenditures</i>	<u>1,392,581</u>	<u>3,545,642</u>	<u>3,804,713</u>	<u>9,473,342</u>	<u>(419,693)</u>
Other Financing Sources (Uses)					
Bond Anticipation Notes Issued	0	0	0	0	400,000
Refunding Bonds Issued	0	0	46,600	1,785,000	0
General Obligation Bonds Issued	0	0	200,000	0	0
OWDA Loans Issued	71,018	109,967	0	60,000	0
OPWC Loans Issued	125,144	338,939	0	0	0
Premium on General Obligation Bonds Issued	0	0	1,173	77,727	0
Proceeds from the Sale of Capital Assets	72,750	13,465	47,825	15,816	15,025
Inception of Capital Lease	295,269	178,646	151,004	157,029	112,475
Transfers In	4,498,915	3,391,078	3,532,555	8,929,575	4,625,902
Current Refunding Bond Anticipation Note	0	0	0	0	(400,000)
Payment to Refunded Bond Escrow Agent	0	0	0	(1,977,837)	0
Current Refunding (3)	0	0	0	0	0
Transfers Out	(4,465,047)	(3,372,720)	(3,803,890)	(9,603,280)	(4,515,196)
<i>Total Other Financing Sources (Uses)</i>	<u>598,049</u>	<u>659,375</u>	<u>175,267</u>	<u>(555,970)</u>	<u>238,206</u>
Special Item - Abandoned Operations	0	0	0	(425,366)	0
Restatements	0	0	0	0	0
<i>Net Change in Fund Balances</i>	<u>\$1,990,630</u>	<u>\$4,205,017</u>	<u>\$3,979,980</u>	<u>\$8,492,006</u>	<u>(\$181,487)</u>
<i>Debt Service as a Percentage of Noncapital Expenditures</i>	2.9%	3.0%	3.0%	3.3%	2.8%

(1) Restated fund balances.

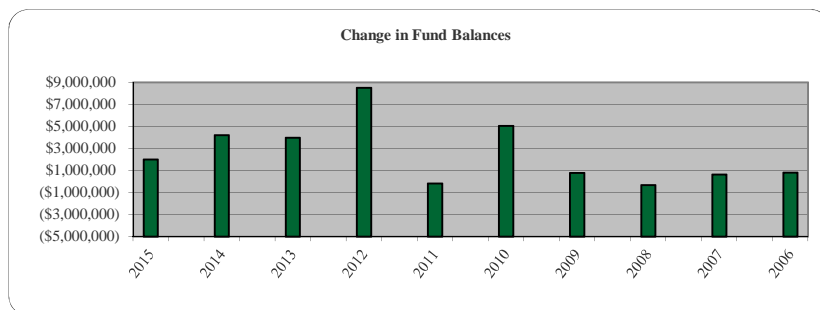
(2) In years prior to 2012, the long-term portion of this refunding was presented as an other financing use.

(3) In years prior to 2013, current refundings were presented as an other financing source.

2010	2009	2008	2007 (1)	2006 (1)
\$16,015,733	\$15,461,077	\$15,826,014	\$14,000,618	\$11,541,314
40,781	32,603	67,573	36,625	79,349
16,343,578	13,482,193	14,764,136	14,638,691	14,718,402
470,739	459,471	458,191	459,393	458,632
8,933,314	8,782,461	9,750,191	10,060,503	9,515,055
671,369	539,978	459,407	425,110	473,557
807,805	639,660	662,245	648,119	702,511
32,818,530	35,653,661	37,459,763	36,597,362	36,472,179
755,769	1,147,205	2,019,140	3,536,120	3,180,886
359,845	277,862	232,920	270,415	491,029
641,485	776,795	580,667	579,403	567,038
88,012	335,334	89,388	34,995	115,213
698,479	1,210,482	846,789	459,425	518,835
<u>78,645,439</u>	<u>78,798,782</u>	<u>83,216,424</u>	<u>81,746,779</u>	<u>78,834,000</u>

9,052,971	8,792,721	9,663,801	8,993,171	9,038,287
6,305,938	6,293,337	6,471,578	6,357,236	6,070,880
11,855,803	10,997,541	10,723,990	10,500,341	10,277,448
7,996,360	8,616,846	10,774,462	8,463,265	8,456,678
1,342,169	1,284,884	1,289,849	1,317,105	1,196,040
32,280,921	38,152,557	37,869,691	40,313,877	37,108,362
1,526,384	1,304,917	3,059,246	807,370	2,360,829
1,986,285	2,672,868	2,661,842	2,357,418	2,827,253
1,572,702	1,302,630	1,232,254	1,209,954	1,109,498
0	0	0	0	0
0	25,000	0	0	0
548,665	650,526	826,979	792,619	802,685
0	224,964	0	0	9,731
<u>74,468,198</u>	<u>80,318,791</u>	<u>84,573,692</u>	<u>81,112,356</u>	<u>79,257,691</u>
<u>4,177,241</u>	<u>(1,520,009)</u>	<u>(1,357,268)</u>	<u>634,423</u>	<u>(423,691)</u>

467,000	819,000	844,000	0	0
0	9,425,000	0	0	0
0	2,270,000	0	0	860,000
28,716	85,253	103,507	0	0
0	0	0	0	0
0	165,479	0	0	903
4,236	13,635	24,947	99,039	15,959
858,250	116,370	20,035	196,048	435,023
3,407,658	5,245,305	5,282,926	4,800,417	5,675,061
(467,000)	(1,171,000)	0	0	0
0	(6,223,607)	0	0	0
0	(3,172,760)	0	0	0
(3,440,726)	(5,267,193)	(5,252,281)	(4,705,495)	(5,631,237)
<u>858,134</u>	<u>2,305,482</u>	<u>1,023,134</u>	<u>390,009</u>	<u>1,355,709</u>
0	0	0	0	0
0	0	0	(393,620)	(113,661)
<u>\$5,035,375</u>	<u>\$785,473</u>	<u>(\$334,134)</u>	<u>\$630,812</u>	<u>\$818,357</u>
3.0%	2.6%	2.6%	2.6%	2.5%



Muskingum County, Ohio
Taxable Sales by Industry (Category)
Last Ten Years

	2015	2014	2013	2012
Effective Rate as of December 31	1.50%	1.50%	1.50%	1.50%
Effective Date of Current Tax Rate	April 1, 1993	April 1, 1993	April 1, 1993	April 1, 1993
<u>Collections by Industry:</u>				
Agriculture, Forestry, and Fishing	\$6,462	\$5,486	\$8,013	\$7,011
Mining (2)	70,604	43,914	38,880	18,911
Utilities (excluding telecommunications)	133,715	154,042	169,608	103,892
Construction	81,491	68,191	85,060	63,611
Manufacturing	525,907	503,452	374,253	506,774
Wholesale Trade	358,209	414,426	488,558	323,340
Retail Trade:				
Motor Vehicle and Parts Dealers (1)	3,041,952	3,334,616	2,808,676	2,692,672
Furniture and Home Furnishings Store	386,238	303,646	291,451	335,001
Electronic and Appliance Stores	212,799	214,548	230,020	237,264
Building Material and Garden Equipment and Supplies	1,333,095	1,156,154	1,595,611	1,438,243
Food and Beverage Stores	431,071	566,343	694,777	696,660
Health and Personal Care Stores	224,808	228,472	271,163	274,032
Gasoline Stations	352,915	411,267	361,199	355,358
Clothing and Clothing Accessories Stores	369,488	490,290	599,375	638,919
Sporting Goods, Hobby, Book, and Music Stores	144,793	190,601	256,766	242,960
General Merchandise Stores	2,071,738	2,146,156	2,468,050	2,328,110
Miscellaneous Store Retailers	3,100,428	2,051,456	1,042,969	1,179,683
Nonstore Retailers	329,953	288,098	403,224	225,685
Transportation and Warehousing	50,729	31,532	18,056	17,031
Information (including telecommunications)	1,036,269	1,056,906	949,468	841,049
Finance and Insurance	1,755,449	1,508,414	1,170,575	996,616
Real Estate, and Rental and Leasing of Property	421,386	401,003	409,770	326,722
Professional, Scientific and Technical Services	281,180	154,787	166,318	159,197
Management of Companies (Holding Companies)	0	25,716	7,715	8,464
Administrative and Support Services, and Waste Management and Remediation Services	484,003	410,342	433,653	295,857
Education, Health Care and Social Assistance	30,249	16,861	16,898	14,072
Arts, Entertainment, and Recreation	113,655	186,427	77,622	21,631
Accommodation and Food Services	1,408,532	1,267,623	1,251,352	1,277,058
Other Services	444,149	363,610	338,967	338,927
Unclassified (2)	93,897	60,217	66,129	60,640
Total Collections (3)	<u>\$19,295,164</u>	<u>\$18,054,596</u>	<u>\$17,094,176</u>	<u>\$16,025,390</u>

- (1) Sales tax on sales of motor vehicle and watercraft, which is paid via the county clerk of courts, is included in this figure. Thus, tax collected from dealer sales as well as "casual" (consumer-to-consumer) sales are included.
- (2) Industry data is not provided when there are either no businesses within the particular industry or the number of businesses within the industry fall below the reporting threshold. The collections are instead folded into the "Unclassified" category.
- (3) Collections are on a cash basis.

Source: Ohio Department of Taxation

2011	2010	2009	2008	2007	2006
1.50%	1.50%	1.50%	1.50%	1.50%	1.50%
April 1, 1993	April 1, 1993	April 1, 1993	April 1, 1993	April 1, 1993	April 1, 1993
\$6,394	\$6,489	\$6,357	\$3,843	\$3,806	\$6,717
5,431	13,203	0	0	0	0
79,018	78,084	88,736	92,661	47,203	51,011
23,162	24,324	48,448	80,955	32,307	17,898
485,422	584,762	785,777	601,289	207,896	128,645
253,207	230,095	374,642	296,620	262,912	303,893
2,353,733	2,232,439	2,165,536	2,195,521	2,325,350	2,437,854
311,404	297,730	297,671	319,808	331,419	312,216
224,838	235,558	270,894	257,019	260,946	248,536
1,273,694	1,243,627	1,325,133	1,466,526	1,484,483	1,497,703
684,096	668,668	673,424	611,993	560,990	551,480
303,426	344,507	334,223	297,164	293,651	319,659
346,761	361,174	379,209	355,043	380,855	380,988
584,953	621,948	629,191	658,176	682,470	675,069
232,591	228,124	239,301	203,535	213,312	233,510
2,316,749	2,364,811	2,373,373	2,340,586	2,506,098	2,488,689
1,271,698	1,328,070	1,677,867	1,703,047	1,874,353	1,967,491
206,520	192,847	144,892	146,907	195,597	215,808
12,294	10,030	9,049	7,117	6,600	6,244
820,426	821,166	758,406	733,477	731,620	682,960
883,425	691,834	162,865	10,242	20,413	20,718
287,251	273,855	286,021	318,311	289,401	312,494
126,082	91,259	101,385	104,181	100,556	108,452
7,964	4,727	3,064	0	0	0
241,285	241,454	223,880	254,646	275,503	298,326
10,874	11,649	6,096	3,913	6,404	50,737
20,413	14,060	16,375	13,584	12,184	10,269
1,230,922	1,240,225	1,170,060	1,131,688	1,099,958	1,116,064
317,115	318,975	320,395	327,578	305,281	257,441
70,965	117,147	125,141	154,876	179,455	73,147
<u>\$14,992,113</u>	<u>\$14,892,841</u>	<u>\$14,997,411</u>	<u>\$14,690,306</u>	<u>\$14,691,023</u>	<u>\$14,774,019</u>

Muskingum County, Ohio
Assessed and Estimated Actual Value of Taxable Property
Last Ten Years

Collection Year	Real Property			Tangible Personal Property	
	Assessed Value		Estimated Actual Value	Public Utility	
	Residential/ Agricultural	Commercial/ Industrial/ Public Utility/ Mineral		Assessed Value	Estimated Actual Value
2015	\$1,084,859,060	\$348,039,940	\$4,093,997,143	\$216,179,180	\$617,654,800
2014	1,082,095,530	340,335,620	4,064,089,000	200,137,930	571,822,657
2013	1,083,008,710	347,355,530	4,086,754,971	195,997,680	559,993,371
2012	1,143,460,040	344,820,650	4,252,230,543	179,263,290	512,180,829
2011	1,139,539,610	315,708,470	4,157,851,657	142,961,480	408,461,371
2010	1,134,591,130	317,856,460	4,149,850,257	80,156,260	229,017,886
2009	1,111,279,110	303,108,550	4,041,107,600	74,554,590	213,013,114
2008	1,098,589,780	292,982,940	3,975,922,057	72,610,030	207,457,229
2007	1,090,909,570	294,946,060	3,959,587,514	79,420,980	226,917,086
2006	931,356,480	265,371,820	3,419,223,714	80,144,210	228,983,457

Real property is reappraised every six years with a State mandated update of the current market value in the third year following each reappraisal.

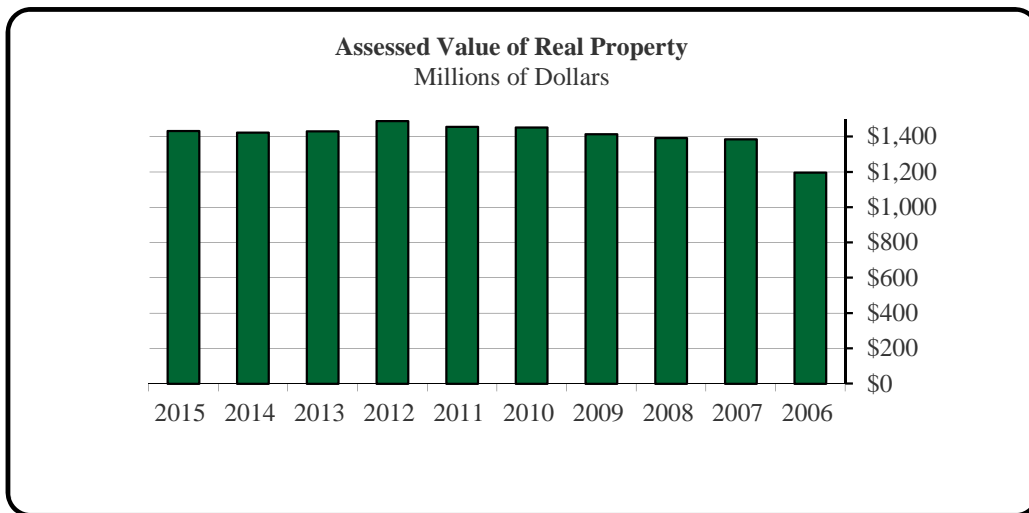
The assessed value of real property (including public utility real property) is 35 percent of estimated true value. The assessed value of public utility personal property ranges from 25 percent of true value for railroad property to 88 percent for electric transmission and distribution property. General business tangible personal property was assessed in previous years at 25 percent for machinery and equipment and 23 percent for inventories. General business tangible personal property tax was phased out beginning in 2006. Both types of general business tangible personal property were assessed at 12.5 for 2007, 6.25 percent for 2008, and zero for 2009. Beginning in 2007, House Bill 66 switched telephone companies from being public utilities to general business taxpayers and began a four year phase out of the tangible personal property tax on local and inter-exchange telephone companies. No tangible personal property taxes were levied or collected in 2010 from general business taxpayers (except telephone companies whose last year to pay tangible personal property is 2010).

The tangible personal property values associated with each year are the values that, when multiplied by the applicable rates, generated the property tax revenue billed in that year. For real property, the amounts generated by multiplying the assessed values by the applicable rates would be reduced by the 10 percent, 2 1/2 percent, and homestead exemptions before being billed. Beginning in the 2006 collection year, the 10 percent rollback for commercial/ industrial property has been eliminated.

Values are shown net of exempt property.

Source: Muskingum County Auditor

Tangible Personal Property General Business		Total			Weighted Average Tax Rate
Assessed Value	Estimated Actual Value	Assessed Value	Estimated Actual Value	Ratio	
\$0	\$0	\$1,649,078,180	\$4,711,651,943	35%	8.591971
0	0	1,622,569,080	4,635,911,657	35%	10.051493
0	0	1,626,361,920	4,646,748,342	35%	10.001859
0	0	1,667,543,980	4,764,411,372	35%	12.119590
0	0	1,598,209,560	4,566,313,028	35%	12.015350
1,555,490	31,109,800	1,534,159,340	4,409,977,943	35%	11.899529
2,935,810	29,358,100	1,491,878,060	4,283,478,814	35%	11.953420
40,980,620	655,689,920	1,505,163,370	4,839,069,206	31%	11.997069
73,372,490	586,979,920	1,538,649,100	4,773,484,520	32%	10.173886
108,520,155	578,774,160	1,385,392,665	4,226,981,331	33%	9.222042



Muskingum County, Ohio
Property Tax Rates, Direct and Overlapping Governments
(per \$1,000 of assessed value)
Last Ten Years (1)

	2015	2014	2013	2012	2011
<u>Unvoted Millage</u>					
Operating	\$2.150000	\$2.150000	\$2.150000	\$2.150000	\$2.150000
<u>Voted Millage by levy</u>					
1976 MRDD					
Residential/Agricultural Real	0.000000	0.000000	0.000000	0.000000	0.000000
Commercial/Industrial/Public Utility/Mineral Real	0.000000	0.000000	0.000000	0.000000	0.000000
General Business/Public Utility Personal	0.000000	0.000000	0.000000	0.000000	0.000000
1980 MRDD					
Residential/Agricultural Real	0.000000	0.000000	0.000000	0.000000	0.000000
Commercial/Industrial/Public Utility/Mineral Real	0.000000	0.000000	0.000000	0.000000	0.000000
General Business/Public Utility Personal	0.000000	0.000000	0.000000	0.000000	0.000000
1994 MRDD					
Residential/Agricultural Real	0.972878	0.972242	0.969770	0.911862	0.908938
Commercial/Industrial/Public Utility/Mineral Real	1.420658	1.406650	1.375142	1.447598	1.425924
General Business/Public Utility Personal	2.000000	2.000000	2.000000	2.000000	2.000000
1994 Sheriff Operations					
Residential/Agricultural Real	0.243219	0.243060	0.242442	0.227965	0.227234
Commercial/Industrial/Public Utility/Mineral Real	0.355164	0.351662	0.343785	0.361899	0.356481
General Business/Public Utility Personal	0.500000	0.500000	0.500000	0.500000	0.500000
2006 Children Services					
Residential/Agricultural Real	1.837314	1.836114	1.831446	1.722084	1.716562
Commercial/Industrial/Public Utility/Mineral Real	1.927174	1.908174	1.865432	1.963722	1.934322
General Business/Public Utility Personal	2.000000	2.000000	2.000000	2.000000	2.000000
1998 Mental Health					
Residential/Agricultural Real	0.675802	0.675360	0.673643	0.633417	0.631386
Commercial/Industrial/Public Utility/Mineral Real	0.798122	0.790253	0.772552	0.813257	0.801081
General Business/Public Utility Personal	1.000000	1.000000	1.000000	1.000000	1.000000
2002 Senior Services					
Residential/Agricultural Real	0.433911	0.433627	0.432525	0.406697	0.405393
Commercial/Industrial/Public Utility/Mineral Real	0.460017	0.455481	0.445279	0.468740	0.461722
General Business/Public Utility Personal	0.500000	0.500000	0.500000	0.500000	0.500000
2005 T.B. Clinic					
Residential/Agricultural Real	0.367462	0.367222	0.366289	0.344416	0.343312
Commercial/Industrial/Public Utility/Mineral Real	0.385434	0.381634	0.373086	0.392744	0.386864
General Business/Public Utility Personal	0.400000	0.400000	0.400000	0.400000	0.400000
2005 County Home					
Residential/Agricultural Real	0.000000	0.000000	0.000000	2.152605	2.145702
Commercial/Industrial/Public Utility/Mineral Real	0.000000	0.000000	0.000000	2.454652	2.417902
General Business/Public Utility Personal	0.000000	0.000000	0.000000	2.500000	2.500000
2007 MRDD					
Residential/Agricultural Real	1.500000	3.000000	3.000000	2.986548	2.976972
Commercial/Industrial/Public Utility/Mineral Real	1.472083	2.915139	2.849841	3.000000	3.000000
General Business/Public Utility Personal	1.500000	3.000000	3.000000	3.000000	3.000000
<u>Total Voted Millage By Type of Property</u>					
Residential/Agricultural Real	6.030586	7.527625	7.516115	9.385594	9.355499
Commercial/Industrial/Public Utility/Mineral Real	6.818652	8.208993	8.025117	10.902612	10.784296
General Business/Public Utility Personal	7.900000	9.400000	9.400000	11.900000	11.900000
<u>Total Millage By Type of Property</u>					
Residential/Agricultural Real	8.180586	9.677625	9.666115	11.535594	11.505499
Commercial/Industrial/Public Utility/Mineral Real	8.968652	10.358993	10.175117	13.052612	12.934296
General Business/Public Utility Personal	10.050000	11.550000	11.550000	14.050000	14.050000
Total Weighted Average Tax Rate	8.591971	10.051493	10.001859	12.119590	12.015350

(1) Property tax rates shown are based on the year of collection.

Real property tax rates are reduced so that inflationary increases in value do not generate additional taxes. Real property is reappraised every six years and property values are updated in the third year following each reappraisal.

Source: Muskingum County Auditor

2010	2009	2008	2007	2006
\$2.150000	\$2.150000	\$2.150000	\$2.150000	\$2.150000
0.000000	0.000000	0.000000	0.159972	0.185382
0.000000	0.000000	0.000000	0.329057	0.349062
0.000000	0.000000	0.000000	1.000000	1.000000
0.000000	0.000000	0.000000	0.652350	0.755970
0.000000	0.000000	0.000000	1.052878	1.116886
0.000000	0.000000	0.000000	2.000000	2.000000
0.906752	0.915968	0.915436	0.913860	1.059020
1.407460	1.400284	1.398944	1.389842	1.474336
2.000000	2.000000	2.000000	2.000000	2.000000
0.226688	0.228992	0.228859	0.228465	0.264755
0.351865	0.350071	0.349736	0.347461	0.368584
0.500000	0.500000	0.500000	0.500000	0.500000
1.712434	1.729838	1.728834	1.725858	0.000000
1.909276	1.899542	1.897724	1.885378	0.000000
2.000000	2.000000	2.000000	2.000000	0.000000
0.629868	0.636270	0.635901	0.634806	0.735641
0.790708	0.786677	0.785924	0.780811	0.828280
1.000000	1.000000	1.000000	1.000000	1.000000
0.404418	0.408529	0.408292	0.407589	0.472332
0.455744	0.453420	0.452987	0.450040	0.477400
0.500000	0.500000	0.500000	0.500000	0.500000
0.342486	0.345967	0.345767	0.345172	0.400000
0.381855	0.379908	0.379545	0.377076	0.400000
0.400000	0.400000	0.400000	0.400000	0.400000
2.140542	2.162297	2.161043	2.157323	2.500000
2.386595	2.374427	2.372155	2.356723	2.500000
2.500000	2.500000	2.500000	2.500000	2.500000
2.969814	3.000000	3.000000	0.000000	0.000000
3.000000	3.000000	3.000000	0.000000	0.000000
3.000000	3.000000	3.000000	0.000000	0.000000
9.333002	9.427861	9.424132	7.225395	6.373100
10.683503	10.644329	10.637015	8.969266	7.514548
11.900000	11.900000	11.900000	11.900000	9.900000
11.483002	11.577861	11.574132	9.375395	8.523100
12.833503	12.794329	12.787015	11.119266	9.664548
14.050000	14.050000	14.050000	14.050000	12.050000
11.899529	11.953420	11.997069	10.173886	9.222042

(continued)

Muskingum County, Ohio
Property Tax Rates, Direct and Overlapping Governments (Continued)
(per \$1,000 of assessed value)
Last Ten Years (1)

	2015	2014	2013	2012	2011
<u>Overlapping Rates by Taxing District</u>					
<u>Special Districts</u>					
Muskingum County General Health District					
Residential/Agricultural Real	1.367822	1.367255	1.365050	1.311153	1.306949
Commercial/Industrial/Public Utility/Mineral Real	1.410728	1.396819	1.365531	1.437481	1.423445
General Business/Public Utility Personal	1.500000	1.500000	1.500000	1.500000	1.500000
Muskingum County Library System					
Residential/Agricultural Real	1.000000	1.000000	1.000000	0.992324	0.992324
Commercial/Industrial/Public Utility/Mineral Real	0.981389	0.971713	0.949947	1.000000	1.000000
General Business/Public Utility Personal	1.000000	1.000000	1.000000	1.000000	1.000000
<u>School Districts</u>					
East Muskingum Local Schools					
Residential/Agricultural Real	25.724875	25.635496	25.859847	25.953957	25.459837
Commercial/Industrial/Public Utility/Mineral Real	29.214472	27.991258	27.162634	29.457905	27.653795
General Business/Public Utility Personal	37.970000	37.870000	38.100000	38.160000	37.680000
Franklin Local Schools					
Residential/Agricultural Real	23.400280	23.208818	23.514166	23.619727	23.569316
Commercial/Industrial/Public Utility/Mineral Real	25.904798	25.634465	25.045649	24.706529	24.678196
General Business/Public Utility Personal	36.500000	36.300000	36.700000	36.940000	36.940000
Maysville Local Schools					
Residential/Agricultural Real	23.296647	23.175508	23.431919	22.639260	22.597047
Commercial/Industrial/Public Utility/Mineral Real	22.433395	22.340918	22.633824	23.349156	23.264847
General Business/Public Utility Personal	39.950000	39.850000	40.150000	40.150000	40.150000
Tri-Valley Local Schools					
Residential/Agricultural Real	25.135709	25.874029	26.053364	24.479753	24.441136
Commercial/Industrial/Public Utility/Mineral Real	24.800258	25.617375	24.715677	26.928248	26.695185
General Business/Public Utility Personal	39.050000	39.850000	40.050000	40.000000	40.050000
West Muskingum Local Schools					
Residential/Agricultural Real	30.417091	31.739846	26.686918	25.491906	25.503745
Commercial/Industrial/Public Utility/Mineral Real	30.115003	31.263839	25.900021	25.748813	25.610270
General Business/Public Utility Personal	47.600000	48.800000	43.800000	43.390000	43.390000
Zanesville City Schools					
Residential/Agricultural Real	31.455084	31.275759	33.455936	30.409437	30.362244
Commercial/Industrial/Public Utility/Mineral Real	30.355066	30.125010	32.304417	30.976347	30.790204
General Business/Public Utility Personal	49.350000	49.200000	51.450000	50.150000	50.150000
<u>Out of County School Districts</u>					
Licking Valley Local Schools					
Residential/Agricultural Real	25.700010	25.828513	25.938519	25.950017	25.220010
Commercial/Industrial/Public Utility/Mineral Real	28.378277	28.448616	28.466373	25.950022	25.295341
General Business/Public Utility Personal	35.600000	35.620000	35.740000	35.850000	36.120000
Morgan Local Schools					
Residential/Agricultural Real	24.630132	24.591935	24.828775	24.919904	24.920600
Commercial/Industrial/Public Utility/Mineral Real	29.786432	29.566471	30.525450	28.978938	28.590174
General Business/Public Utility Personal	37.430000	37.390000	37.630000	37.630000	37.630000
Riverview Local Schools					
Residential/Agricultural Real	20.954506	20.963960	20.961403	21.003792	20.993409
Commercial/Industrial/Public Utility/Mineral Real	22.406985	22.121057	21.424524	21.402619	21.376338
General Business/Public Utility Personal	31.300000	31.300000	31.300000	31.300000	31.300000
Rolling Hills Local Schools					
Residential/Agricultural Real	24.400007	24.500007	24.650007	24.847845	24.160627
Commercial/Industrial/Public Utility/Mineral Real	24.799677	24.900000	25.050000	25.200000	24.339416
General Business/Public Utility Personal	24.800000	24.900000	25.050000	25.200000	24.750000

(1) Property tax rates shown are based on the year of collection.

Real property tax rates are reduced so that inflationary increases in value do not generate additional taxes. Real property is reappraised every six years and property values are updated in the third year following each reappraisal.

Source: Muskingum County Auditor

2010	2009	2008	2007	2006
1.303806	1.317058	1.134535	1.132581	1.312485
1.411488	1.406841	1.298935	1.290485	1.368919
1.500000	1.500000	1.500000	1.500000	1.500000
0.989938	0.000000	0.000000	0.000000	0.000000
1.000000	0.000000	0.000000	0.000000	0.000000
1.000000	0.000000	0.000000	0.000000	0.000000
26.345567	26.446695	26.451721	26.248595	27.256885
28.496288	27.728431	27.657707	27.093335	28.259392
38.560000	38.660000	38.660000	38.460000	39.110000
24.168471	24.231739	24.268633	24.180875	24.474252
25.229114	25.295789	24.790981	24.600570	24.941178
37.550000	37.600000	37.600000	37.550000	37.650000
22.545202	22.615864	22.608211	22.497883	22.879407
23.150732	22.647747	22.716867	22.551582	23.516904
40.100000	40.150000	40.150000	40.050000	40.350000
24.400859	24.651367	24.636550	24.607715	24.976979
26.262452	26.367757	26.340592	26.332665	25.362713
40.100000	40.250000	40.250000	40.250000	40.550000
25.550003	25.765353	25.714390	25.700022	26.000012
25.627406	26.008437	25.882166	25.700031	26.048178
43.450000	43.650000	43.600000	43.600000	43.900000
29.964791	30.052567	29.534905	28.750027	28.952389
30.197363	30.325980	29.857789	29.059889	30.238922
49.850000	49.950000	49.450000	48.700000	48.900000
25.270014	25.370012	25.400019	25.370013	25.400016
25.331739	25.370011	25.400021	25.370017	25.400013
36.170000	36.270000	36.300000	36.270000	36.300000
24.921988	24.901188	24.821643	24.821702	23.420691
28.685518	28.736733	28.871364	28.617474	27.227286
37.630000	37.600000	37.520000	37.520000	35.970000
20.994025	21.042818	21.047589	21.049664	21.164131
21.376937	23.024672	23.038673	23.127591	23.508785
31.300000	31.300000	31.300000	31.300000	31.300000
26.496732	26.260007	26.967027	25.456579	29.031969
26.660000	26.643595	27.139688	25.468017	29.025634
26.660000	26.660000	27.250000	25.580000	29.100000

(continued)

Muskingum County, Ohio
Property Tax Rates, Direct and Overlapping Governments (Continued)
(per \$1,000 of assessed value)
Last Ten Years (1)

	2015	2014	2013	2012	2011
<u>Overlapping Rates by Taxing District</u>					
<u>Joint Vocational School Districts</u>					
Mid-East Ohio Career and Technology Centers					
Residential/Agricultural Real	3.391105	3.460095	3.343387	3.403210	3.398564
Commercial/Industrial/Public Utility/Mineral Real	3.471690	3.434851	3.351785	3.463468	3.420809
General Business/Public Utility Personal	4.600000	4.600000	4.600000	4.600000	4.600000
Coshocton County Career Center					
Residential/Agricultural Real	2.000000	2.000045	2.000002	2.007357	2.006277
Commercial/Industrial/Public Utility/Mineral Real	2.114017	2.079017	2.023767	2.005680	2.000002
General Business/Public Utility Personal	2.500000	2.500000	2.500000	2.500000	2.500000
Career and Technology Education Centers of Licking County					
Residential/Agricultural Real	2.540000	2.560000	2.480000	2.540000	2.520000
Commercial/Industrial/Public Utility/Mineral Real	2.540000	2.560000	2.480000	2.540000	2.520000
General Business/Public Utility Personal	2.540000	2.560000	2.480000	2.540000	2.500000
<u>Corporations</u>					
Adamsville					
Residential/Agricultural Real	2.650000	2.650000	2.650000	2.650000	2.650000
Commercial/Industrial/Public Utility/Mineral Real	2.650000	2.650000	2.650000	2.650000	2.650000
General Business/Public Utility Personal	2.650000	2.650000	2.650000	2.650000	2.650000
Dresden - Cass Township					
Residential/Agricultural Real	9.245998	9.248020	9.250000	8.600000	8.500000
Commercial/Industrial/Public Utility/Mineral Real	9.250000	9.250000	9.250000	8.600000	8.500000
General Business/Public Utility Personal	9.250000	9.250000	9.250000	8.600000	8.500000
Dresden - Jefferson Township					
Residential/Agricultural Real	10.195998	10.198020	10.200000	9.550000	9.450000
Commercial/Industrial/Public Utility/Mineral Real	10.200000	10.200000	10.200000	9.550000	9.450000
General Business/Public Utility Personal	10.200000	10.200000	10.200000	9.550000	9.450000
Frazeytsburg					
Residential/Agricultural Real	7.698160	7.699895	7.700000	7.700000	6.658610
Commercial/Industrial/Public Utility/Mineral Real	7.700000	7.700000	7.700000	7.700000	6.478870
General Business/Public Utility Personal	7.700000	7.700000	7.700000	7.700000	7.150000
Fultonham					
Residential/Agricultural Real	2.200000	2.200000	2.200000	2.200000	2.200000
Commercial/Industrial/Public Utility/Mineral Real	2.200000	2.200000	2.200000	2.200000	2.200000
General Business/Public Utility Personal	2.200000	2.200000	2.200000	2.200000	2.200000
Gratiot					
Residential/Agricultural Real	3.394330	1.200000	1.200000	1.200000	1.200000
Commercial/Industrial/Public Utility/Mineral Real	3.400000	1.200000	1.200000	1.200000	1.200000
General Business/Public Utility Personal	3.400000	1.200000	1.200000	1.200000	1.200000
New Concord - Union Township					
Residential/Agricultural Real	6.295971	6.295033	6.300000	6.295075	6.296979
Commercial/Industrial/Public Utility/Mineral Real	6.300000	5.852825	5.838352	6.300000	6.300000
General Business/Public Utility Personal	6.300000	6.300000	6.300000	6.300000	6.300000
Norwich					
Residential/Agricultural Real	7.800000	7.800000	7.800000	7.800000	7.800000
Commercial/Industrial/Public Utility/Mineral Real	7.738855	7.615690	7.615690	7.795885	7.800000
General Business/Public Utility Personal	7.800000	7.800000	7.800000	7.800000	7.800000
New Concord-Highland Township (2)					
Residential/Agricultural Real	5.045971	5.045033	5.050000	5.045075	5.046979
Commercial/Industrial/Public Utility/Mineral Real	5.050000	4.602825	4.588352	5.050000	5.050000
General Business/Public Utility Personal	5.050000	5.050000	5.050000	5.050000	5.050000

(1) Property tax rates shown are based on the year of collection.

(2) New district created by annexation

Real property tax rates are reduced so that inflationary increases in value do not generate additional taxes. Real property is reappraised every six years and property values are updated in the third year following each reappraisal.

Source: Muskingum County Auditor

2010	2009	2008	2007	2006
3.395370	2.000002	2.000001	2.000004	1.999999
3.422682	2.004351	2.010492	1.999999	1.999633
4.600000	3.200000	3.200000	3.200000	3.200000
2.006810	2.026250	2.030243	2.033165	2.249843
2.000000	2.199462	2.182048	2.186273	2.255945
2.500000	2.500000	2.500000	2.500000	2.500000
2.500000	2.500000	3.000000	3.000000	3.000000
2.500000	2.500000	3.000000	3.000000	3.000000
2.500000	2.500000	3.000000	3.000000	3.000000
2.650000	2.650000	2.650000	2.650000	2.650000
2.650000	2.650000	2.650000	2.650000	2.650000
2.650000	2.650000	2.650000	2.650000	2.650000
7.700000	7.499741	3.400000	3.600000	3.900000
7.700000	7.500000	3.400000	3.600000	3.900000
7.700000	7.500000	3.400000	3.600000	3.900000
8.650000	8.449741	4.350000	4.550000	4.850000
8.650000	8.450000	4.350000	4.550000	4.850000
8.650000	8.450000	4.350000	4.550000	4.850000
6.654235	6.644485	6.637435	6.625655	6.601050
6.479745	6.500155	6.508330	6.502020	6.882154
7.150000	7.150000	7.150000	7.150000	7.150000
2.200000	2.200000	2.200000	2.200000	2.200000
2.200000	2.200000	2.200000	2.200000	2.200000
2.200000	2.200000	2.200000	2.200000	2.200000
1.200000	1.200000	1.200000	1.200000	1.200000
1.200000	1.200000	1.200000	1.200000	1.200000
1.200000	1.200000	1.200000	1.200000	1.200000
5.929123	5.929484	5.929696	5.929696	6.300000
5.650956	5.651369	5.651370	5.647248	6.300000
6.300000	6.300000	6.300000	6.300000	6.300000
7.800000	2.800000	6.850710	6.850710	7.535780
7.800000	2.800000	6.823365	6.823365	7.429205
7.800000	2.800000	7.800000	7.800000	7.800000
4.679123	4.679484	4.679696	5.129696	0.000000
4.400956	4.401369	4.401370	4.847248	0.000000
5.050000	5.050000	5.050000	5.500000	0.000000

(continued)

Muskingum County, Ohio
Property Tax Rates, Direct and Overlapping Governments (Continued)
(per \$1,000 of assessed value)
Last Ten Years (1)

	2015	2014	2013	2012	2011
<u>Overlapping Rates by Taxing District</u>					
<u>Corporations</u>					
Philo					
Residential/Agricultural Real	6.178360	6.174581	6.166959	6.044175	6.036201
Commercial/Industrial/Public Utility/Mineral Real	6.727616	6.173128	6.173128	7.103184	6.816190
General Business/Public Utility Personal	7.550000	7.550000	7.550000	10.050000	10.050000
Roseville					
Residential/Agricultural Real	8.503425	8.502668	8.465196	7.909439	7.896769
Commercial/Industrial/Public Utility/Mineral Real	9.809373	9.809373	11.800000	10.127302	10.123981
General Business/Public Utility Personal	11.800000	11.800000	11.800000	11.800000	11.800000
South Zanesville					
Residential/Agricultural Real	5.292270	5.249890	5.250000	2.750000	2.750000
Commercial/Industrial/Public Utility/Mineral Real	4.835742	4.835305	4.835182	2.750000	2.750000
General Business/Public Utility Personal	5.250000	5.250000	5.250000	2.750000	2.750000
Zanesville - Zanesville City Schools and and Tri-Valley Local Schools					
Residential/Agricultural Real	3.400000	3.400000	3.400000	3.400000	3.400000
Commercial/Industrial/Public Utility/Mineral Real	3.400000	3.400000	3.400000	3.400000	3.400000
General Business/Public Utility Personal	3.400000	3.400000	3.400000	3.400000	3.400000
Zanesville - West Muskingum Local Schools					
Residential/Agricultural Real	2.850000	2.850000	2.850000	2.850000	2.850000
Commercial/Industrial/Public Utility/Mineral Real	2.850000	2.850000	2.850000	2.850000	2.850000
General Business/Public Utility Personal	2.850000	2.850000	2.850000	2.850000	2.850000
Zanesville - Falls Township					
Residential/Agricultural Real	0.400000	0.400000	0.400000	0.400000	0.400000
Commercial/Industrial/Public Utility/Mineral Real	0.400000	0.400000	0.400000	0.400000	0.400000
General Business/Public Utility Personal	0.400000	0.400000	0.400000	0.400000	0.400000
Zanesville - Muskingum Township (2)					
Residential/Agricultural Real	1.700000	1.700000	1.700000	1.700000	1.700000
Commercial/Industrial/Public Utility/Mineral Real	1.700000	1.700000	1.700000	1.700000	1.700000
General Business/Public Utility Personal	1.700000	1.700000	1.700000	1.700000	1.700000
<u>Townships</u>					
Adams					
Residential/Agricultural Real	4.195969	4.199626	4.198566	4.295152	4.295640
Commercial/Industrial/Public Utility/Mineral Real	4.225974	4.302467	4.302395	4.350000	4.343639
General Business/Public Utility Personal	4.350000	4.350000	4.350000	4.350000	4.350000
Blue Rock					
Residential/Agricultural Real	4.426017	4.427636	4.404174	4.449684	4.440609
Commercial/Industrial/Public Utility/Mineral Real	4.700000	4.658018	4.665155	4.640554	4.646324
General Business/Public Utility Personal	4.700000	4.700000	4.700000	4.700000	4.700000
Brush Creek					
Residential/Agricultural Real	3.300000	3.300000	3.300000	3.300000	3.300000
Commercial/Industrial/Public Utility/Mineral Real	3.300000	3.300000	3.300000	3.300000	3.300000
General Business/Public Utility Personal	3.300000	3.300000	3.300000	3.300000	3.300000
Cass					
Residential/Agricultural Real	5.250000	3.250000	3.250000	3.239275	3.237220
Commercial/Industrial/Public Utility/Mineral Real	5.140499	3.142444	3.209125	3.250000	3.249914
General Business/Public Utility Personal	5.250000	3.250000	3.250000	3.250000	3.250000
Clay					
Residential/Agricultural Real	3.144772	3.145511	3.136291	3.089806	3.086675
Commercial/Industrial/Public Utility/Mineral Real	3.190197	3.190197	3.188009	3.172224	3.171149
General Business/Public Utility Personal	3.250000	3.250000	3.250000	3.250000	3.250000

(1) Property tax rates shown are based on the year of collection.

(2) New district created by annexation.

Real property tax rates are reduced so that inflationary increases in value do not generate additional taxes. Real property is reappraised every six years and property values are updated in the third year following each reappraisal.

Source: Muskingum County Auditor

2010	2009	2008	2007	2006
6.000587	5.971812	5.959996	5.955057	6.605225
6.801569	6.801569	6.801570	6.801570	7.227603
10.050000	10.050000	10.050000	10.050000	10.050000
6.879940	6.874563	6.949359	6.944940	7.226932
9.124303	9.124303	9.124303	9.097927	9.399673
10.800000	10.800000	10.800000	10.800000	10.800000
2.750000	2.750000	2.750000	2.750000	2.750000
2.750000	2.750000	2.750000	2.750000	2.750000
2.750000	2.750000	2.750000	2.750000	2.750000
3.400000	3.400000	3.400000	3.400000	3.400000
3.400000	3.400000	3.400000	3.400000	3.400000
3.400000	3.400000	3.400000	3.400000	3.400000
2.850000	2.850000	2.850000	2.850000	2.850000
2.850000	2.850000	2.850000	2.850000	2.850000
2.850000	2.850000	2.850000	2.850000	2.850000
0.400000	0.400000	0.400000	0.400000	0.400000
0.400000	0.400000	0.400000	0.400000	0.400000
0.400000	0.400000	0.400000	0.400000	0.400000
1.700000	1.700000	1.700000	1.700000	0.000000
1.700000	1.700000	1.700000	1.700000	0.000000
1.700000	1.700000	1.700000	1.700000	0.000000
4.295674	4.349966	4.084429	4.084193	4.298281
4.350000	4.350000	4.346628	4.346628	4.350000
4.350000	4.350000	4.350000	4.350000	4.350000
4.445352	4.479888	4.481289	4.370560	3.676537
4.646324	4.645084	4.645084	4.613021	3.689317
4.700000	4.700000	4.700000	4.700000	3.700000
3.300000	3.300000	2.900000	2.900000	2.900000
3.300000	3.300000	2.900000	2.900000	2.900000
3.300000	3.300000	2.900000	2.900000	2.900000
3.236419	3.249816	3.250000	3.258608	3.214928
3.250000	3.250000	3.250000	3.250000	3.235447
3.250000	3.250000	3.250000	3.250000	3.250000
3.085045	3.092158	3.089995	3.089828	3.211291
3.171561	3.171561	3.171561	3.171561	3.244059
3.250000	3.250000	3.250000	3.250000	3.250000

(continued)

Muskingum County, Ohio
Property Tax Rates, Direct and Overlapping Governments (Continued)
(per \$1,000 of assessed value)
Last Ten Years (1)

	2015	2014	2013	2012	2011
<u>Overlapping Rates by Taxing District</u>					
<u>Townships</u>					
Falls					
Residential/Agricultural Real	6.148671	6.150000	3.650000	3.650000	3.648747
Commercial/Industrial/Public Utility/Mineral Real	6.111859	6.107932	3.586612	3.630682	3.650000
General Business/Public Utility Personal	6.150000	6.150000	3.650000	3.650000	3.650000
Harrison					
Residential/Agricultural Real	9.033440	9.036818	6.216882	8.916307	8.886601
Commercial/Industrial/Public Utility/Mineral Real	10.782638	10.656868	7.911765	11.491645	11.424058
General Business/Public Utility Personal	11.100000	11.100000	8.300000	11.800000	11.800000
Highland					
Residential/Agricultural Real	4.259312	4.275314	4.276765	4.349926	4.346240
Commercial/Industrial/Public Utility/Mineral Real	4.361352	4.341616	4.400000	4.400000	4.400000
General Business/Public Utility Personal	4.400000	4.400000	4.400000	4.400000	4.400000
Hopewell					
Residential/Agricultural Real	4.322689	4.326348	4.324666	4.249301	4.246824
Commercial/Industrial/Public Utility/Mineral Real	4.461376	4.462562	4.492568	4.468373	4.474273
General Business/Public Utility Personal	4.850000	4.850000	4.850000	4.850000	4.850000
Jackson					
Residential/Agricultural Real	8.839192	8.842150	8.833850	8.706155	8.695876
Commercial/Industrial/Public Utility/Mineral Real	7.747992	7.698910	7.698910	9.017808	9.049184
General Business/Public Utility Personal	9.650000	9.650000	9.450000	9.650000	8.150000
Jefferson					
Residential/Agricultural Real	5.894982	5.900000	5.900000	4.815689	4.809131
Commercial/Industrial/Public Utility/Mineral Real	5.232270	5.240975	5.240975	4.244546	4.244546
General Business/Public Utility Personal	5.900000	5.900000	5.900000	4.900000	4.900000
Licking					
Residential/Agricultural Real	6.250000	6.249208	6.250000	6.089297	6.081179
Commercial/Industrial/Public Utility/Mineral Real	6.103060	6.065344	6.098315	6.162321	6.168285
General Business/Public Utility Personal	6.250000	6.250000	6.250000	6.250000	6.250000
Madison					
Residential/Agricultural Real	5.898521	5.907144	3.911310	3.929050	3.935802
Commercial/Industrial/Public Utility/Mineral Real	6.000000	5.963235	4.000000	4.000000	0.400000
General Business/Public Utility Personal	6.000000	6.000000	4.000000	4.000000	4.000000
Meigs					
Residential/Agricultural Real	3.526301	3.524935	3.524324	3.638643	3.638420
Commercial/Industrial/Public Utility/Mineral Real	3.854800	3.863793	3.812259	4.250000	4.250000
General Business/Public Utility Personal	4.250000	4.250000	4.250000	4.250000	4.250000
Monroe					
Residential/Agricultural Real	4.535776	4.547945	4.553490	4.643837	4.646425
Commercial/Industrial/Public Utility/Mineral Real	4.633179	4.700000	4.700000	4.700000	4.700000
General Business/Public Utility Personal	4.700000	4.700000	4.700000	4.700000	4.700000
Muskingum					
Residential/Agricultural Real	4.647992	4.648367	4.650000	4.650000	4.645173
Commercial/Industrial/Public Utility/Mineral Real	4.650000	4.650000	4.650000	4.650000	4.650000
General Business/Public Utility Personal	4.650000	4.650000	4.650000	4.650000	4.650000

(1) Property tax rates shown are based on the year of collection.

Real property tax rates are reduced so that inflationary increases in value do not generate additional taxes. Real property is reappraised every six years and property values are updated in the third year following each reappraisal.

Source: Muskingum County Auditor

2010	2009	2008	2007	2006
3.647567	3.650000	3.447188	3.445556	3.572764
3.650000	3.650000	3.484929	3.459367	3.596499
3.650000	3.650000	3.650000	3.650000	3.650000
8.854614	8.885438	8.881504	8.864935	10.101755
11.419128	11.546073	11.546074	11.546074	11.731210
11.800000	11.800000	11.800000	11.800000	11.800000
4.346129	4.389979	4.400000	4.184886	4.345479
4.400000	4.400000	4.400000	4.378531	4.397820
4.400000	4.400000	4.400000	4.400000	4.400000
4.246497	4.275818	3.501770	3.500759	3.623537
4.482934	4.482830	3.895596	3.895596	3.965696
4.850000	4.850000	4.850000	4.850000	4.850000
7.047245	7.160003	7.151500	5.602422	6.112627
7.427082	7.367605	7.368962	5.877010	6.303894
8.150000	8.150000	8.150000	6.850000	6.850000
4.804184	4.811428	4.811691	4.807084	4.900000
4.244546	4.244546	4.244547	4.244547	4.900000
4.900000	4.900000	4.900000	4.900000	4.900000
6.076988	6.103275	6.101673	5.420004	5.803462
6.119385	6.113160	6.113160	5.696458	6.084303
6.250000	6.250000	6.250000	6.250000	6.250000
3.946753	4.000000	3.793113	3.790519	3.984481
4.000000	4.000000	3.999929	3.999929	4.000000
4.000000	4.000000	4.000000	4.000000	4.000000
3.638721	3.651426	3.651186	3.649233	3.874116
4.250000	4.250000	4.250000	4.250000	4.227154
4.250000	4.250000	4.250000	4.250000	4.250000
4.141752	4.200000	3.962954	3.959292	4.159009
4.200000	4.200000	4.200000	4.192467	4.199302
4.200000	4.200000	4.200000	4.200000	4.200000
4.637838	4.649666	4.650000	4.445494	4.582566
4.646722	4.650000	4.650000	4.409335	4.585518
4.650000	4.650000	4.650000	4.650000	4.650000

(continued)

Muskingum County, Ohio
Property Tax Rates, Direct and Overlapping Governments (Continued)
(per \$1,000 of assessed value)
Last Ten Years (1)

	2015	2014	2013	2012	2011
<u>Overlapping Rates by Taxing District</u>					
<u>Townships</u>					
Newton					
Residential/Agricultural Real	5.840342	5.834453	5.822486	5.872511	5.863985
Commercial/Industrial/Public Utility/Mineral Real	7.228913	7.235651	7.247114	7.438640	7.393079
General Business/Public Utility Personal	9.050000	9.050000	9.050000	9.050000	9.050000
Perry					
Residential/Agricultural Real	4.893059	4.893956	4.892957	4.797665	4.792724
Commercial/Industrial/Public Utility/Mineral Real	5.478506	5.483861	5.299484	5.564960	5.515667
General Business/Public Utility Personal	6.200000	6.200000	6.200000	6.200000	6.200000
Rich Hill					
Residential/Agricultural Real	3.993558	3.994098	3.998572	4.143282	4.142801
Commercial/Industrial/Public Utility/Mineral Real	4.139121	4.158678	4.159021	4.200000	4.200000
General Business/Public Utility Personal	4.200000	4.200000	4.200000	4.200000	4.200000
Salem					
Residential/Agricultural Real	3.546731	3.550000	3.550000	3.487304	3.484858
Commercial/Industrial/Public Utility/Mineral Real	3.542515	3.549750	3.517407	3.545023	3.550000
General Business/Public Utility Personal	3.550000	3.550000	3.550000	3.550000	3.550000
Salt Creek					
Residential/Agricultural Real	3.548266	3.550381	3.544616	3.529171	3.524017
Commercial/Industrial/Public Utility/Mineral Real	3.668186	3.668186	3.668846	3.702008	3.702008
General Business/Public Utility Personal	4.000000	4.000000	4.000000	4.000000	4.000000
Springfield					
Residential/Agricultural Real	5.177982	5.176834	5.171644	5.007328	4.880769
Commercial/Industrial/Public Utility/Mineral Real	5.146876	5.152640	5.140351	5.241212	5.206503
General Business/Public Utility Personal	5.350000	5.350000	5.350000	5.350000	5.350000
Union					
Residential/Agricultural Real	4.994444	4.496730	4.496503	4.466650	4.466912
Commercial/Industrial/Public Utility/Mineral Real	5.080424	4.576337	4.576386	4.594638	4.594774
General Business/Public Utility Personal	5.100000	4.600000	4.600000	4.600000	4.600000
Washington					
Residential/Agricultural Real	4.395462	4.400000	4.150000	4.138400	4.132236
Commercial/Industrial/Public Utility/Mineral Real	4.331018	4.265576	3.747728	4.150000	4.150000
General Business/Public Utility Personal	4.400000	4.400000	4.150000	4.150000	4.150000
Wayne					
Residential/Agricultural Real	3.932233	3.932199	3.926385	3.832155	3.831026
Commercial/Industrial/Public Utility/Mineral Real	4.254646	4.252463	4.249030	4.214179	4.208087
General Business/Public Utility Personal	5.000000	5.000000	5.000000	5.000000	5.000000

(1) Property tax rates shown are based on the year of collection.

Real property tax rates are reduced so that inflationary increases in value do not generate additional taxes. Real property is reappraised every six years and property values are updated in the third year following each reappraisal.

Source: Muskingum County Auditor

2010	2009	2008	2007	2006
5.861858	5.894420	5.289116	5.287463	5.819129
7.383140	7.100597	6.393143	6.367673	6.827609
9.050000	9.050000	8.450000	8.450000	8.450000
4.794035	4.809287	4.811126	4.811021	5.004389
5.480453	5.327777	5.313017	5.245736	5.500589
6.200000	6.200000	6.200000	6.200000	6.200000
4.200000	4.200000	4.200000	3.915556	4.150764
4.200000	4.200000	4.200000	4.050234	4.185035
4.200000	4.200000	4.200000	4.200000	4.200000
3.484684	3.550000	3.375648	3.372569	3.504632
3.550000	3.550000	3.515683	3.515683	3.540962
3.550000	3.550000	3.550000	3.550000	3.550000
3.526761	3.547010	3.547236	3.547160	3.663841
3.702008	3.702008	3.702008	3.702008	3.764433
4.000000	4.000000	4.000000	4.000000	4.000000
4.883296	4.899116	4.902310	4.900396	5.309954
5.205282	5.208290	5.232037	5.224410	5.310603
5.350000	5.350000	5.350000	5.350000	5.350000
4.465688	4.476997	4.478748	4.478373	4.600000
4.516369	4.516369	4.516369	4.516369	4.600000
4.600000	4.600000	4.600000	4.600000	4.600000
4.131990	4.020234	4.020047	3.471417	3.671149
4.138369	4.016502	4.038848	3.657154	3.845626
4.150000	4.150000	4.150000	4.150000	4.150000
3.829902	3.835215	3.834781	3.831262	4.008647
4.203841	4.202016	4.202016	4.188905	4.332848
5.000000	5.000000	5.000000	5.000000	5.000000

Muskingum County, Ohio

Principal Taxpayers

Real Estate Tax

2015 and 2006 (1)

Name of Taxpayer	2015	
	Assessed Value	Percent of Real Property Assessed Value
Ohio Franklin Realty	\$20,136,830	1.40%
Nationwide Health Properties, Incorporated	12,463,860	0.87%
DOLGENCORP Properties, LLC	11,025,990	0.77%
Appalachian Power Company	9,517,240	0.66%
Colony Square Partners Limited	5,279,370	0.39%
CFI NNN Raiders LLC	4,469,170	0.31%
Avon Products, Incorporated	4,092,020	0.28%
Ray Thomas Lumbertown, Incorporated	3,744,250	0.26%
AZ-Warehouse Zanesville	3,503,370	0.24%
Zanesville Country Fair	3,335,100	0.23%
Totals	\$77,567,200	5.41%
Total Assessed Valuation	\$1,432,899,000	

Name of Taxpayer	2006	
	Assessed Value	Percent of Real Property Assessed Value
Longaberger Company	\$9,315,630	0.78%
Colony Square Partners Limited	6,475,750	0.54%
AZ-Warehouse Zanesville	4,945,120	0.41%
North Coast Energy	4,173,790	0.36%
Wal-Mart Real Estate	3,506,240	0.29%
DOLGENCORP Properties, LLC	3,280,350	0.27%
J. Robert Beam Trustee	3,271,400	0.27%
Ray Thomas Lumbertown, Incorporated	3,153,100	0.26%
Zanesville Country Fair	2,894,620	0.24%
Century National Bank	2,630,170	0.23%
Totals	\$43,646,170	3.65%
Total Assessed Valuation	\$1,196,728,300	

(1) The amounts presented represent the assessed values upon which 2015 and 2006 collections were based.

Source: Muskingum County Auditor

Muskingum County, Ohio
Principal Taxpayers
General Business Tangible Personal Property Tax
2006 (2)

Name of Taxpayer	2006	
	Assessed Value (1)	Percent of Tangible Personal Property Assessed Value
Longaberger Company	\$13,309,650	12.26%
AK Tube LLC	7,688,370	7.08%
Owens Illinois Incorporated	3,908,850	3.60%
Worthington Foods, Incorporated	3,790,900	3.49%
AutoZone Texas LP Company	3,566,420	3.29%
Lear Operations Corporation	2,771,790	2.56%
Shelly & Sands Incorporated	2,698,540	2.49%
Wal-Mart Stores East LP	2,682,810	2.47%
Sidwell Materials, Incorporated	2,554,370	2.35%
DOLGENCORP Properties, LLC	2,263,810	2.09%
Total	<u>\$45,235,510</u>	<u>41.68%</u>
Total Assessed Valuation	<u>\$108,520,155</u>	

(1) The amounts presented represent the assessed values upon which 2005 collections were based.
(2) Beginning in 2007, House Bill 66 switched telephone companies from being public utilities to general business taxpayers and began a four year phase out of the tangible personal property tax on local and inter-exchange telephone companies. No tangible personal property taxes were levied or collected in 2009 from general business taxpayers (except telephone companies whose last year to pay tangible personal property tax was 2010).

Source: Muskingum County Auditor

Muskingum County, Ohio
Principal Taxpayers
Public Utilities Tangible Personal Property Tax
2015 and 2006 (1)

Name of Taxpayer	2015	
	Assessed Value	Percent of Public Utility Assessed Value
Rockies Express Pipeline	\$96,690,080	44.73%
Ohio Power Company	68,111,100	31.51%
American Electric Power	17,911,090	8.28%
Guernsey Muskingum Electric Co-Op	6,963,260	3.22%
Columbia Gas of Ohio, Incorporated	6,572,410	3.04%
NGO Transmission, Incorporated	5,947,180	2.75%
Total	\$202,195,120	93.53%
Total Assessed Valuation	\$216,179,180	

	2006	
	Assessed Value	Percent of Public Utility Assessed Value
Ohio Power Company	\$47,009,630	58.66%
Ohio Bell Telephone Company	6,294,260	7.85%
National Gas and Oil Co-op	5,212,830	6.50%
Columbia Gas of Ohio, Incorporated	4,707,870	5.87%
Texas Eastern Trans Corporation	4,366,750	5.45%
Total	\$67,591,340	84.33%
Total Assessed Valuation	\$80,144,210	

(1) The amounts presented represent the assessed values upon which 2015 and 2006 collections were based.

Source: Muskingum County Auditor

This page intentionally left blank

Muskingum County, Ohio
Property Tax Levies and Collections (1)
Real and Public Utility and General Business Tangible Personal Property
Last Ten Years

	2015	2014	2013	2012	2011
<u>Real and Public Utility Property</u>					
Tax Levy (1)	\$13,728,603	\$14,895,685	\$16,359,709	\$21,164,546	\$19,794,947
Current Tax Collections (1)	13,560,610	14,910,257	15,387,739	19,438,191	16,867,486
Percent of Current Collections to Levy	98.78%	100.10%	94.06%	91.84%	85.21%
Delinquent Tax Collections (3)	667,522	913,782	731,600	1,015,376	1,489,227
Total Tax Collections	14,228,132	15,824,039	16,119,339	20,453,567	18,356,713
Ratio of Total Collections to Levy	103.64%	106.23%	98.53%	96.64%	92.73%
Outstanding Delinquent Taxes (2)	1,546,343	1,924,632	2,269,132	2,888,616	3,584,990
Ratio of Outstanding Delinquent Taxes to Tax Levy	11.26%	12.92%	13.87%	13.65%	18.11%
Tax Levy	\$0	\$0	\$0	\$0	\$0
Total Tax Collections	312	895	2,504	2,263	3,822
Ratio of Total Collections to Levy	n/a	n/a	n/a	n/a	n/a
Outstanding Delinquent Taxes	53,218	53,460	54,455	68,118	80,370
Ratio of Outstanding Delinquent Taxes to Tax Levy	n/a	n/a	n/a	n/a	n/a

- (1) Figures for Tax Levy and Total Tax Collections include state reimbursement amounts reported as Intergovernmental revenue.
(2) The amounts include all prior year delinquencies and the current year delinquencies.
(3) The County's current reporting system does not track delinquent tax collections by tax year. Outstanding delinquencies are tracked in total by the date the parcel is first certified delinquent. Penalties and interest are applied to the total outstanding delinquent balance. The presentation will be updated as new information becomes available.
(4) Increase in delinquency percentage is due to the phase out of personal property.

Note: The general business tangible personal property tax including inventory was phased out beginning in 2006. The assessment percentage is 18.75 percent for 2006, 12.5 percent for 2007, 6.25 percent for 2008 and zero for 2009. Beginning in 2007, House Bill 66 switched telephone companies from being public utilities to general business taxpayers and began a four year phase out of the tangible personal property tax on local and interexchange telephone companies. No tangible personal property taxes were levied or collected in 2009 from general business taxpayers (except telephone companies whose last year to pay tangible personal property tax was 2010).

Source: Muskingum County Auditor

2010	2009	2008	2007	2006
\$18,192,541	\$17,795,876	\$17,481,773	\$14,623,157	\$11,468,177
16,848,050	16,659,703	16,575,402	13,711,560	10,873,281
92.61%	93.62%	94.82%	93.77%	94.81%
735,605	626,328	783,007	640,271	524,201
17,583,655	17,286,031	17,358,409	14,351,831	11,397,482
96.65%	97.14%	99.29%	98.14%	99.38%
2,800,717	2,693,395	2,186,187	1,767,530	1,361,364
15.39%	15.13%	12.51%	12.09%	11.87%
\$20,624	\$41,248	\$567,273	\$1,026,475	\$1,301,077
73,183	59,466	609,612	1,118,018	1,406,023
354.84%	144.17%	107.46%	108.92%	108.07%
136,942	469,552	474,373	462,905	389,030
663.99%	1138.36% (4)	83.62%	45.10%	29.90%

Muskingum County, Ohio
Ratio of Outstanding Debt to Total
Personal Income and Debt Per Capita
Last Ten Years

Governmental Activities							
Year	General Obligation Bonds	Special Assessment OWDA	Special Assessment Bonds	OPWC Loan	Long-Term Contracts Payable	Bond Anticipation Notes	Capital Leases
2015	\$7,055,643	\$152,421	\$189,735	\$464,083	\$3,513,335	\$0	\$319,128
2014	8,290,627	156,041	253,787	338,939	4,227,243	0	350,234
2013	9,490,251	168,425	312,939	0	4,918,502	0	475,798
2012	10,463,165	189,575	375,740	0	5,587,831	0	609,653
2011	11,496,893	210,579	418,000	0	6,235,926	400,000	732,653
2010	12,276,128	231,467	459,048	0	8,246,127	467,000	888,747
2009	13,514,410	252,230	507,134	0	9,378,635	467,000	258,220
2008	12,050,810	225,449	555,220	0	10,459,447	844,000	327,508
2007	13,000,855	187,623	598,306	0	11,486,515	0	480,546
2006	13,900,903	253,304	641,392	0	12,826,924	0	491,220

Note: Details regarding the County's outstanding debt can be found in the Notes to the Financial Statements.

(1) See S48 & S49 for personal income and population data

Business-Type Activities

General Obligation Bonds	Bond Anticipation Notes	Revenue Bonds	OWDA Loan	OPWC Loan	Total Debt	Percentage of Personal Income (1)	Per Capita (1)
\$14,008,879	\$0	\$0	\$13,699,289	\$144,317	\$39,546,830	2.24%	\$459
15,124,183	0	0	13,654,230	0	42,395,284	2.41	493
16,189,387	0	0	11,929,999	0	43,485,301	2.47	505
17,006,598	0	0	11,225,303	0	45,457,865	2.58	528
17,830,907	0	5,329,400	11,139,921	0	53,794,279	3.05	625
18,081,416	750,000	5,394,300	10,384,703	0	57,178,936	3.25	664
18,862,008	750,000	5,456,800	8,397,424	0	57,843,861	3.90	684
17,413,024	5,635,000	5,517,100	5,082,065	0	58,109,623	3.92	687
18,068,740	5,635,000	530,500	3,699,119	0	53,687,204	3.62	635
18,704,448	0	543,700	3,404,578	0	50,766,469	3.42	600

Muskingum County, Ohio
Ratio of General Obligation Bonded Debt to Estimated Actual Property Value
and General Obligation Bonded Debt Per Capita
Last Ten Years

Year	Population (1)	Estimated Actual Property Value	General Obligation Bonded Debt	Ratio of General Obligation Bonded Debt to Estimated Actual	Bonded General Obligation Debt Per Capita
2015	86,074	\$4,711,651,943	\$21,064,522	0.45%	\$244.73
2014	86,074	4,635,911,657	23,414,810	0.55	272.03
2013	86,074	4,646,748,342	25,679,638	0.58	298.34
2012	86,074	4,764,411,372	27,469,763	0.64	319.14
2011	86,074	4,566,313,028	29,327,800	0.69	340.73
2010	86,074	4,409,977,943	30,357,544	0.76	352.69
2009	84,585	4,283,478,814	32,376,418	0.61	382.77
2008	84,585	4,839,069,206	29,463,834	0.65	348.33
2007	84,585	4,773,484,520	31,069,595	0.77	367.32
2006	84,585	4,226,981,331	32,605,351	0.60	385.47

(1) U.S. Census Bureau Fact Finder - 2000 and 2010 Federal Census

Source: Muskingum County Auditor

Note: Resources have been externally restricted for the repayment of debt service, but are available to pay either principal or interest. Thus, the amount restricted for debt service in the Statement of Net Position is not used in the above calculation which includes outstanding principal balances only.

Muskingum County, Ohio
Pledged Revenue Coverage
Revenue Debt - Sewer
Last Ten Years

	2015	2014	2013	2012	2011	2010
Net Available Revenue:						
Gross Revenues (1)	\$4,332,272	\$4,344,193	\$3,840,748	\$4,281,100	\$4,066,504	\$3,982,525
Less: Operating Expenses (2)	2,091,860	2,109,749	2,082,783	2,060,791	2,705,414	1,801,755
Net Available Revenue	<u>2,240,412</u>	<u>2,234,444</u>	<u>1,757,965</u>	<u>2,220,309</u>	<u>1,361,090</u>	<u>2,180,770</u>
Debt Service OWDAs Loans:						
Principal	223,318	238,513	252,410	279,634	243,008	3,603,067
Interest	231,424	238,084	245,863	253,232	260,218	266,848
OWDA Coverage	4.93	4.69	3.53	4.17	2.70	0.56
Debt Service - Revenue Bonds						
Bonds Principal	0	0	0	5,329,400	64,900	62,500
Bonds Interest	0	0	0	245,572	243,393	246,224
Revenue Bond Coverage	0.00	0.00	0.00	0.40	4.41	7.06
Total Debt Service:						
Principal	223,318	238,513	252,410	5,609,034	307,908	3,665,567
Interest	231,424	238,084	245,863	498,804	503,611	513,072
Total Coverage	4.93	4.69	3.53	0.36	1.68	0.52

(1) Includes investment income and other non-operating revenues.

(continued)

(2) Direct operating expenses do not include depreciation and amortization expense.

Source: Muskingum County Auditor

Muskingum County, Ohio
Pledged Revenue Coverage (Continued)
Revenue Debt - Sewer
Last Ten Years

	<u>2009</u>	<u>2008</u>	<u>2007</u>	<u>2006</u>
Net Available Revenue:				
Gross Revenues (1)	\$4,062,239	\$2,337,975	\$2,303,169	\$2,213,844
Less: Operating Expenses (2)	<u>3,604,433</u>	<u>2,550,142</u>	<u>1,341,676</u>	<u>1,508,365</u>
Net Available Revenue	<u><u>457,806</u></u>	<u><u>(212,167)</u></u>	<u><u>961,493</u></u>	<u><u>705,479</u></u>
Debt Service OWDA Loans:				
Principal	29,039	26,915	24,946	23,123
Interest	29,151	15,611	16,960	18,578
OWDA Coverage	7.87	(4.99)	22.94	16.92
Debt Service - Revenue Bonds				
Bonds Principal	60,300	13,400	13,200	12,100
Bonds Interest	259,052	24,575	25,185	25,745
Revenue Bond Coverage	1.43	(5.59)	25.05	18.64
Total Debt Service:				
Bonds Principal	89,339	40,315	38,146	35,223
Bonds Interest	288,203	40,186	42,145	44,323
Total Coverage	1.21	(2.64)	11.98	8.87

(1) Includes investment income and other non-operating revenues.

(2) Direct operating expenses do not include depreciation and amortization expense.

Muskingum County, Ohio
Pledged Revenue Coverage
Revenue Debt - Water
Last Ten Years

Year	Gross Revenues (1)	Less: Operating Expenses (2)	Net Available Revenue	Water OWDA Debt Service		Coverage
				Principal	Interest	
2015	\$4,252,373	\$2,041,666	\$2,210,707	\$353,233	\$111,574	4.76
2014	4,201,154	2,700,762	1,500,392	453,891	75,063	2.84
2013	3,953,713	2,534,781	1,418,932	708,910	61,616	1.84
2012	3,950,709	2,545,955	1,404,754	564,224	60,626	2.25
2011	3,750,712	2,354,108	1,396,604	111,803	46,064	8.85
2010	3,569,378	2,171,726	1,397,652	170,292	69,641	5.83
2009	3,468,170	1,917,801	1,550,369	167,410	72,154	6.47
2008	3,362,353	1,647,746	1,714,607	164,579	74,985	7.16
2007	3,196,849	1,552,666	1,644,183	124,307	65,803	8.65
2006	2,928,898	1,554,841	1,374,057	91,772	45,643	10.00

- (1) Includes investment income and other non-operating revenues.
(2) Direct operating expenses do not include depreciation expense.

Source: Muskingum County Auditor

Muskingum County, Ohio

Legal Debt Margin
Last Ten Years

	2015	2014	2013	2012
Total Assessed Property Value	<u>\$1,649,078,180</u>	<u>\$1,622,569,080</u>	<u>\$1,626,361,920</u>	<u>\$1,667,543,980</u>
Debt Limit (1)	<u>39,726,955</u>	<u>39,064,227</u>	<u>39,159,048</u>	<u>40,188,600</u>
Total Debt Outstanding:				
General Obligation Bonds Payable	\$20,746,520	\$23,065,190	\$25,298,400	\$27,220,000
Notes Payable	0	0	0	140,000
Revenue Bonds Payable	0	0	0	0
OWDA Loans Payable from Enterprise Fund Revenues	13,699,289	13,654,230	11,929,999	11,225,303
OPWC Loans Payable	608,400	338,939	0	0
Special Assessment Debt Payable	<u>337,121</u>	<u>404,141</u>	<u>475,025</u>	<u>559,575</u>
Total Gross Indebtedness	<u>35,391,330</u>	<u>37,462,500</u>	<u>37,703,424</u>	<u>39,144,878</u>
Exemptions:				
General Obligation Bonds Payable - Exempt	16,172,300	17,822,900	19,403,400	20,886,250
Notes Payable - Exempt	0	0	0	0
Revenue Bonds Payable	0	0	0	0
OWDA Loans Payable from Enterprise Fund Revenues	13,699,289	13,654,230	11,929,999	11,225,303
OPWC Loans Payable	608,400	338,939	0	0
Special Assessment Debt Payable	337,121	404,141	475,025	559,575
Amount Available in the Debt Service Fund for General Obligations	<u>236,148</u>	<u>252,528</u>	<u>277,063</u>	<u>305,918</u>
Total Exemptions	<u>31,053,258</u>	<u>32,472,738</u>	<u>32,085,487</u>	<u>32,977,046</u>
Total Net Debt Applicable to Debt Limit	<u>4,338,072</u>	<u>4,989,762</u>	<u>5,617,937</u>	<u>6,167,832</u>
Legal Debt Margin	<u>\$35,388,883</u>	<u>\$34,074,465</u>	<u>\$33,541,111</u>	<u>\$34,020,768</u>
Legal Debt Margin Within Debt Limit	89.08%	87.23%	85.65%	84.65%

(1) Ohio Bond Law sets a limit calculated as follows:

 Three percent of the first \$100,000,000 of the tax valuation

 One and one-half percent of the next \$200,000,000 of the tax valuation

 Two and one-half percent of the amount of the tax valuation in excess of \$300,000,000

Source: Muskingum County Auditor

2011	2010	2009	2008	2007	2006
<u>\$1,598,209,560</u>	<u>\$1,534,159,340</u>	<u>\$1,491,878,060</u>	<u>\$1,505,163,370</u>	<u>\$1,538,649,100</u>	<u>\$1,385,392,665</u>
<u>38,455,239</u>	<u>36,853,984</u>	<u>35,796,952</u>	<u>36,129,084</u>	<u>36,966,228</u>	<u>33,134,817</u>
\$29,182,000	\$31,098,500	\$33,165,000	\$30,076,500	\$31,718,000	\$33,289,500
1,930,000	2,337,000	1,852,000	8,987,969	7,874,068	6,598,391
5,329,400	5,394,300	5,456,800	5,517,100	530,500	543,700
11,139,921	10,384,703	8,397,424	5,082,065	3,699,119	3,404,578
0	0	0	0	0	0
<u>628,579</u>	<u>697,967</u>	<u>767,230</u>	<u>788,949</u>	<u>794,623</u>	<u>903,804</u>
<u>48,209,900</u>	<u>49,912,470</u>	<u>49,638,454</u>	<u>50,452,583</u>	<u>44,616,310</u>	<u>44,739,973</u>
22,255,250	23,599,500	24,899,500	23,589,750	24,650,000	25,676,000
700,000	750,000	800,000	7,318,969	7,049,068	5,598,391
5,329,400	5,394,300	5,456,800	5,517,100	530,500	543,700
11,139,921	10,384,703	8,397,424	5,082,065	3,699,119	3,404,578
0	0	0	0	0	0
<u>628,579</u>	<u>697,967</u>	<u>767,230</u>	<u>788,949</u>	<u>794,623</u>	<u>903,804</u>
<u>326,286</u>	<u>436,829</u>	<u>503,226</u>	<u>456,761</u>	<u>513,845</u>	<u>484,958</u>
<u>40,379,436</u>	<u>41,263,299</u>	<u>40,824,180</u>	<u>42,753,594</u>	<u>37,237,155</u>	<u>36,611,431</u>
<u>7,830,464</u>	<u>8,649,171</u>	<u>8,814,274</u>	<u>7,698,989</u>	<u>7,379,155</u>	<u>8,128,542</u>
<u>\$30,624,775</u>	<u>\$28,204,813</u>	<u>\$26,982,678</u>	<u>\$28,430,095</u>	<u>\$29,587,073</u>	<u>\$25,006,275</u>
79.64%	76.53%	75.38%	78.69%	80.04%	75.47%

(continued)

Muskingum County, Ohio
Legal Debt Margin (Continued)
Last Ten Years

	<u>2015</u>	<u>2014</u>	<u>2013</u>	<u>2012</u>
Unvoted Debt Limitation (1)	<u>\$16,490,782</u>	<u>\$16,225,691</u>	<u>\$16,263,619</u>	<u>\$16,675,440</u>
Total Debt Outstanding:				
General Obligation Bonds Payable	\$20,746,520	\$23,065,190	\$25,298,400	\$27,220,000
Notes Payable	0	0	0	140,000
Revenue Bonds Payable	0	0	0	0
OWDA Loans Payable from Enterprise Fund Revenues	13,699,289	13,654,230	11,929,999	11,225,303
OPWC Loans Payable	608,400	338,939	0	0
Special Assessment Debt Payable	<u>337,121</u>	<u>404,141</u>	<u>475,025</u>	<u>559,575</u>
Total Gross Indebtedness	<u>35,391,330</u>	<u>37,462,500</u>	<u>37,703,424</u>	<u>39,144,878</u>
Exemptions:				
General Obligation Bonds Payable - Exempt	16,172,300	17,822,900	19,403,400	20,886,250
Notes Payable - Exempt	0	0	0	0
Revenue Bonds Payable	0	0	0	0
OWDA Loans Payable from Enterprise Fund Revenues	13,699,289	13,654,230	11,929,999	11,225,303
OPWC Loans Payable	608,400	338,939	0	0
Bonds Payable from Special Assessments	337,121	404,141	475,025	559,575
Amount Available in the Debt Service Fund for General Obligations	<u>236,148</u>	<u>252,528</u>	<u>277,063</u>	<u>305,918</u>
Total Exemptions	<u>31,053,258</u>	<u>32,472,738</u>	<u>32,085,487</u>	<u>32,977,046</u>
Net Debt Within Unvoted Debt Limitation	<u>4,338,072</u>	<u>4,989,762</u>	<u>5,617,937</u>	<u>6,167,832</u>
Unvoted Legal Debt Margin	<u>\$12,152,710</u>	<u>\$11,235,929</u>	<u>\$10,645,682</u>	<u>\$10,507,608</u>
Unvoted Legal Debt Margin as a Percentage of Unvoted Debt Limitation	73.69%	69.25%	65.46%	63.01%

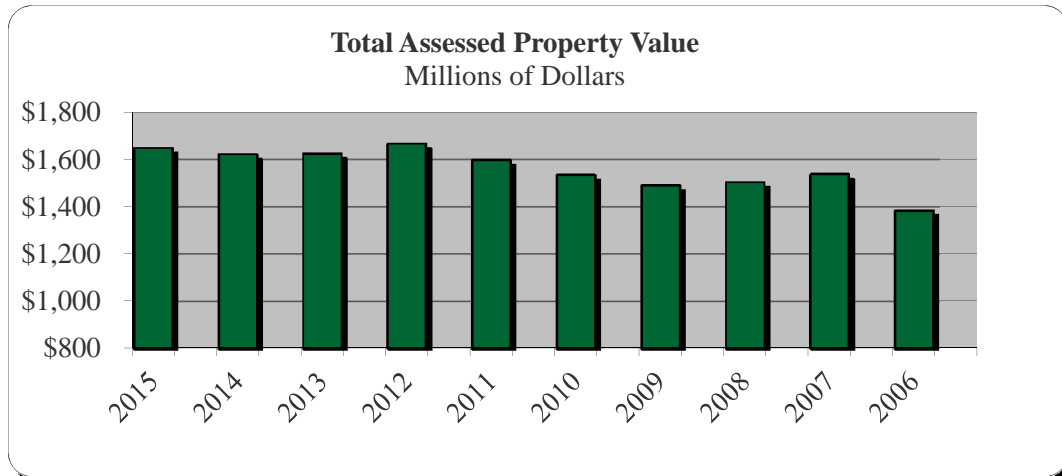
(1) Ohio Bond Law sets a limit of one percent of the tax valuation.

2011	2010	2009	2008	2007	2006
<u>\$15,982,096</u>	<u>\$15,341,593</u>	<u>\$14,918,781</u>	<u>\$15,051,634</u>	<u>\$15,386,491</u>	<u>\$13,853,927</u>
\$29,182,000	\$31,098,500	\$33,165,000	\$30,076,500	\$31,718,000	\$33,289,500
1,930,000	2,337,000	1,852,000	8,987,969	7,874,068	6,598,391
5,329,400	5,394,300	5,456,800	5,517,100	530,500	543,700
11,139,921	10,384,703	8,397,424	5,082,065	3,699,119	3,404,578
0	0	0	0	0	0
628,579	697,967	767,230	788,949	794,623	903,804
<u>48,209,900</u>	<u>49,912,470</u>	<u>49,638,454</u>	<u>50,452,583</u>	<u>44,616,310</u>	<u>44,739,973</u>
22,255,250	23,599,500	24,899,500	23,589,750	24,650,000	25,676,000
700,000	750,000	800,000	7,318,969	7,049,068	5,598,391
5,329,400	5,394,300	5,456,800	5,517,100	530,500	543,700
11,139,921	10,384,703	8,397,424	5,082,065	3,699,119	3,404,578
0	0	0	0	0	0
628,579	697,967	767,230	788,949	794,623	903,804
326,286	436,829	503,226	456,761	513,845	484,958
<u>40,379,436</u>	<u>41,263,299</u>	<u>40,824,180</u>	<u>42,753,594</u>	<u>37,237,155</u>	<u>36,611,431</u>
<u>7,830,464</u>	<u>8,649,171</u>	<u>8,814,274</u>	<u>7,698,989</u>	<u>7,379,155</u>	<u>8,128,542</u>
<u>\$8,151,632</u>	<u>\$6,692,422</u>	<u>\$6,104,507</u>	<u>\$7,352,645</u>	<u>\$8,007,336</u>	<u>\$5,725,385</u>
51.00%	43.62%	40.92%	48.85%	52.04%	41.33%

Muskingum County, Ohio
Demographic and Economic Statistics
Last Ten Years

Year	Population (1)	Total Personal Income (1) (5)	Personal Income Per Capita (1)	Median Household Income (1)	Median Age (1)
2015	86,074	1,761,848,706	20,469	37,748	39.5
2014	86,074	1,761,848,706	20,469	37,748	39.5
2013	86,074	1,761,848,706	20,469	37,748	39.5
2012	86,074	1,761,848,706	20,469	37,748	39.5
2011	86,074	1,761,848,706	20,469	37,748	39.5
2010	86,074	1,761,848,706	20,469	37,748	39.5
2009	84,585	1,483,028,805	17,533	35,185	36.5
2008	84,585	1,483,028,805	17,533	35,185	36.5
2007	84,585	1,483,028,805	17,533	35,185	36.5
2006	84,585	1,483,028,805	17,533	35,185	36.5

- (1) Source: U.S. Census Bureau Fact Finder - 2000 and 2010 Federal Census
- (2) Source: State Board of Education and individual school districts
- (3) Source: Bureau of Labor Statistics
- (4) Source: Muskingum County Auditor
- (5) Computation of per capita personal income multiplied by population



Educational Attainment: Bachelor's Degree or Higher (1)	School Enrollment (2)	Muskingum County Unemployment Rate (3)	Total Assessed Property Value (4)
13.8	16,126	6.1%	\$1,649,078,180
13.8	16,256	7.0	1,622,569,080
13.8	16,974	9.7	1,626,361,920
13.8	17,209	9.7	1,667,543,980
13.8	16,883	11.6	1,598,209,560
13.8	16,960	13.3	1,534,159,340
12.6	17,225	12.5	1,491,878,060
12.6	17,058	8.6	1,505,163,370
12.6	16,104	7.7	1,538,649,100
12.6	16,354	7.1	1,385,392,665

This page intentionally left blank

Muskingum County, Ohio
Principal Employers
2015 and 2006

		2015	
Employer	Nature of Business	Employees	Percentage of Total County Employment
Genesis Health Care	Hospital - Health Services	2,800	7.68%
Zandex, Incorporated	Health Services	1,100	3.01%
Muskingum County	Government	825	2.26%
Dollar General Corporation	General Merchandise Warehouse and Distribution Center	678	1.86%
Shelly & Sands	Road Construction, Aggregate, and Asphalt	500	1.37%
Auto Zone, Incorporated	Auto Parts Warehouse and Distribution Center	470	1.29%
Muskingum University	Private University	450	1.23%
Zanesville City School District	Education	450	1.23%
Time Warner	Inbound Call Center	360	0.99%
Worthington Foods	Food Distribution	345	0.95%
Total		<u>7,978</u>	<u>21.87%</u>
Total Employment within the County		<u>36,475</u>	

		2006	
Employer	Nature of Business	Employees	Percentage of Total County Employment
Genesis Health Care	Hospital - Health Services	3,269	9.01%
Longaberger, Incorporated	Hand-woven baskets and wood products	3,000	8.27%
Zandex, Incorporated	Health Services	1,100	3.03%
Muskingum County	Government	984	2.71%
Dollar General Corporation	General Merchandise Warehouse and Distribution Center	851	2.35%
Auto Zone, Incorporated	Auto Parts Warehouse and Distribution Center	600	1.65%
Lear Corporation	Electrical parts for engines/ wire assemblies	600	1.65%
City of Zanesville	Government	395	1.09%
Muskingum University	Private University	370	1.02%
Owens-Brockway Glass Container	Glass Containers and Jars	360	0.99%
Total		<u>11,529</u>	<u>31.77%</u>
Total Employment within the County		<u>36,290</u>	

Source: Zanesville - Muskingum County Port Authority and Individual Employers
Source: Bureau of Labor Statistics

Muskingum County, Ohio
 Full-Time Equivalent County Government Employees by Program/Activity
 Last Ten Years

Program/Activity	2015	2014	2013	2012
General Government - Legislative and Executive				
Commissioners	11.00	11.00	11.00	13.00
Auditor	11.00	11.00	11.00	12.00
Treasurer	4.00	3.00	3.00	3.00
Treasurer - Dretac	2.00	2.00	2.00	3.00
Prosecuting Attorney	17.00	16.00	17.00	20.00
Prosecutor - Dretac	2.00	1.00	3.00	1.00
Records	2.00	2.00	2.00	2.00
Board of Elections	15.00	17.00	18.00	19.00
Recorder	5.00	5.00	6.00	4.00
Data Processing	0.00	0.00	0.00	0.00
Maintenance	19.00	20.00	20.00	19.00
Fleet Garage	2.00	2.00	2.00	2.00
Information Services	4.00	4.00	4.00	4.00
Title	6.00	5.00	5.00	5.00
G.I.S.	3.00	2.00	2.00	3.00
Real Estate	6.00	7.00	7.00	8.00
General Government - Judicial				
Common Pleas Court	9.00	8.00	8.00	9.00
Jury Commission - Common Pleas	2.00	2.00	2.00	2.00
County Court	9.00	9.00	9.00	9.00
Probate Court	7.00	6.00	6.00	6.00
Juvenile Court	61.00	67.00	63.00	62.00
Municipal Court	3.00	4.00	4.00	4.00
Clerk of Courts	11.00	11.00	10.00	11.00
Domestic Relations Court	10.00	11.00	11.00	11.00
Special Projects - County Court	0.00	1.00	0.00	0.00
Law Library	1.00	1.00	1.00	1.00
Public Safety				
Sheriff	102.00	101.00	100.00	99.00
Disaster Services	3.00	3.00	3.00	3.00
Coroner	16.00	6.00	5.00	3.00
Community Corrections	6.00	6.00	6.00	6.00
House Arrest - County Court	3.00	3.00	3.00	3.00
Youth Services - Juvenile Court	3.00	0.00	0.00	0.00
Youth and Community Partners - Juvenile Court	0.00	0.00	0.00	0.00
D.A.R.E. - Sheriff	0.00	0.00	0.00	0.00
Sheriff Levy Fund	6.00	6.00	7.00	7.00
Sheriff Co. Agency	4.00	3.00	4.00	3.00
9-1-1 Sheriff	2.00	2.00	2.00	2.00
Victim Witness - Prosecutor	2.00	1.00	1.00	1.00
Public Works				
Engineer	48.00	48.00	51.00	54.00
Building Department	7.00	8.00	6.00	6.00
Recycling	4.00	3.00	4.00	4.00
CDBG/CHIP Grants	1.00	1.00	1.00	1.00
Neighborhood Stabilizer Program	0.00	0.00	0.00	0.00

Method: Using 1.0 for each full-time employee and 0.50 for each part-time and seasonal employee at year end.

Source: Muskingum County Auditor

2011	2010	2009	2008	2007	2006
14.00	13.00	15.00	18.00	17.00	16.00
10.00	11.00	11.00	12.00	13.00	14.00
3.00	3.00	3.00	3.00	3.00	1.00
2.00	2.00	2.00	2.00	2.00	4.00
19.00	19.00	19.00	18.00	19.00	19.00
1.00	1.00	0.00	0.00	1.00	1.00
2.00	2.00	2.00	1.00	2.00	2.00
18.00	18.00	19.00	24.00	17.00	15.00
6.00	6.00	6.00	6.00	6.00	6.00
1.00	1.00	1.00	0.00	1.00	1.00
18.00	22.00	22.00	23.00	23.00	24.00
2.00	3.00	3.00	3.00	3.00	4.00
4.00	4.00	4.00	4.00	4.00	4.00
5.00	5.00	5.00	5.00	5.00	5.00
3.00	3.00	3.00	3.00	3.00	3.00
7.00	6.00	7.00	7.00	6.00	5.00
9.00	10.00	11.00	9.00	10.00	10.00
2.00	1.00	1.00	1.00	1.00	1.00
9.00	9.00	9.00	9.00	8.00	8.00
6.00	6.00	6.00	6.00	6.00	6.00
63.00	63.00	66.00	68.00	70.00	68.00
4.00	4.00	4.00	4.00	4.00	4.00
12.00	12.00	12.00	12.00	12.00	11.00
11.00	11.00	11.00	11.00	10.00	11.00
0.00	0.00	0.00	0.00	0.00	0.00
1.00	1.00	0.00	0.00	0.00	0.00
98.00	108.00	108.00	110.00	110.00	115.00
3.00	3.00	3.00	3.00	3.00	1.00
3.00	2.00	3.00	4.00	3.00	3.00
5.00	5.00	5.00	5.00	5.00	5.00
3.00	3.00	3.00	3.00	3.00	3.00
0.00	4.00	6.00	5.00	4.00	3.00
0.00	0.00	0.00	0.00	0.00	2.00
0.00	0.00	0.00	1.00	1.00	1.00
7.00	7.00	6.00	8.00	7.00	8.00
5.00	4.00	5.00	4.00	5.00	5.00
2.00	2.00	2.00	0.00	0.00	0.00
1.00	1.00	1.00	1.00	1.00	1.00
55.00	60.00	60.00	60.00	57.00	53.00
5.00	7.00	7.00	10.00	9.00	9.00
3.00	4.00	3.00	3.00	3.00	3.00
1.00	2.00	0.00	1.00	1.00	1.00
0.00	0.00	1.00	0.00	0.00	0.00

(continued)

Muskingum County, Ohio
 Full-Time Equivalent County Government Employees by Program/Activity (Continued)
 Last Ten Years

Program/Activity	2015	2014	2013	2012
Health				
Humane	0.00	0.00	0.00	0.00
Dog and Kennel	4.00	3.00	4.00	4.00
T.B. Clinic	11.00	18.00	16.00	19.00
Human Services				
Developmental Disabilities	107.00	114.00	133.00	127.00
Public Assistance	84.00	81.00	78.00	85.00
Children Services	83.00	81.00	76.00	77.00
Child Support Enforcement Agency	38.00	38.00	36.00	38.00
Veteran Services	10.00	9.00	9.00	9.00
County Home	0.00	0.00	0.00	1.00
Center for Seniors	22.00	17.00	25.00	25.00
Special Ed - Starlight	11.00	10.00	3.00	0.00
Early Childhood - Starlight	3.00	3.00	0.00	0.00
Enterprise Funds				
Sewer	8.00	8.00	7.00	9.00
Water	15.00	15.00	15.00	14.00
Totals:	<u>825.00</u>	<u>816.00</u>	<u>822.00</u>	<u>833.00</u>

Method: Using 1.0 for each full-time employee and 0.50 for each part-time and seasonal employee at year end.

Source: Muskingum County Auditor

<u>2011</u>	<u>2010</u>	<u>2009</u>	<u>2008</u>	<u>2007</u>	<u>2006</u>
0.00	0.00	0.00	0.00	1.00	1.00
3.00	4.00	3.00	4.00	4.00	4.00
29.00	24.00	9.00	9.00	9.00	6.00
110.00	113.00	120.00	117.00	118.00	120.00
88.00	96.00	104.00	109.00	111.00	111.00
79.00	71.00	74.00	76.00	79.00	77.00
40.00	42.00	45.00	49.00	49.00	53.00
9.00	9.00	8.00	9.00	9.00	9.00
102.00	102.00	103.00	94.00	86.00	89.00
23.00	25.00	29.00	29.00	27.00	30.00
3.00	8.00	4.00	8.00	7.00	7.00
10.00	3.00	0.00	0.00	2.00	2.00
12.00	14.00	12.00	11.00	9.00	10.00
13.00	12.00	14.00	13.00	13.00	9.00
<u>944.00</u>	<u>971.00</u>	<u>980.00</u>	<u>995.00</u>	<u>982.00</u>	<u>984.00</u>

Muskingum County, Ohio
 Operating Indicators by Program/Activity
 Last Ten Years

	2015	2014	2013	2012	2011
General Government - Legislative and Executive					
Commissioners					
Number of Resolutions Passed	1,437	1,445	1,411	1,535	1,654
Number of Meetings	95	93	94	96	97
Auditor					
Number of Budgetary Checks Issued	27,008	26,373	25,770	27,885	28,962
Number of Personal Property Returns	0	0	0	0	8
Number of Exempt Conveyances	1,338	1,342	1,471	1,334	1,069
Number of Non-Exempt Conveyances	1,759	1,569	1,549	1,548	1,403
Number of Real Estate Transfers	3,097	2,911	3,020	2,882	2,472
Number of Parcels Billed	65,272	69,740	63,001	65,986	71,921
Prosecutor					
Number of Criminal Cases	977	850	430	277	287
Board of Elections					
Registered Voters	51,784	53,357	52,803	53,507	52,088
Registered Voters Last General Election	51,784	53,357	52,803	53,963	52,386
Percentage of Registered Voters that Voted	44.71%	39.85%	25.74%	69.70%	48.31%
Recorder					
Number of Deeds Recorded	3,953	3,816	3,837	3,817	3,538
Number of Mortgages Recorded	3,248	3,059	3,644	3,580	3,025
Number of Military Discharges Recorded	11	8	10	16	12
Number of Documents Recorded	12,309	11,381	13,149	13,645	11,892
Building Department					
Number of Plan Approvals Issued	659	665	608	646	615
Approximate Cost of Construction	\$130,806,359	\$77,188,643	\$71,435,839	\$72,583,620	\$92,739,048
General Government - Judicial					
Probate Court					
Number of Marriage Licenses Issued	589	603	536	629	611
Number of Civil Cases Filed	10	15	16	12	14
Number of Estates Filed	417	428	420	472	435
Number of Guardianships Filed	35	41	44	46	70
Juvenile Court					
Number of Delinquent Cases	702	593	580	690	797
Number of Unruly Cases	212	237	209	140	141
Number of Traffic Cases	489	428	394	449	467
Number of Abuse, Dependency, or Neglect Cases	198	272	266	184	203
Number of Custody Cases	61	2	2	1	1
Number of Adult Cases Only	114	30	10	6	1
Number of Other (Court Contempt, etc.) Cases	307	426	428	249	257

Source: Muskingum County Departments
 n/a - Information unavailable

2010	2009	2008	2007	2006
1,670	1,846	1,784	1,857	1,876
98	95	94	95	97
30,760	32,938	35,688	34,925	36,102
61	70	799	1,028	2,003
1,116	1,478	1,287	1,572	1,579
1,450	1,737	1,634	2,089	2,058
2,566	2,708	2,921	3,661	3,637
74,601	71,427	66,593	65,846	65,501
281	283	326	331	344
54,477	53,357	54,458	50,525	51,914
54,477	53,231	54,458	50,525	51,914
48.88%	47.14%	72.80%	40.29%	56.80%
3,423	3,507	3,769	4,084	4,514
3,528	3,925	4,058	5,014	5,685
25	16	10	9	24
12,615	13,797	13,883	16,229	17,880
644	762	715	768	1,045
\$49,060,316	\$63,528,634	\$97,166,611	\$75,377,609	\$87,839,919
557	595	595	629	597
9	12	7	8	23
402	419	397	417	415
62	72	74	72	74
827	771	849	978	826
99	123	174	189	236
449	482	531	504	527
149	134	125	204	148
29	24	16	21	1
1	1	1	6	3
426	396	388	323	40

(continued)

Muskingum County, Ohio
 Operating Indicators by Program/Activity (Continued)
 Last Ten Years

	2015	2014	2013	2012	2011
General Government - Judicial					
Municipal Court					
Number of Civil Cases and Small Cases Filed	767	910	954	1,182	1,133
Number of Criminal Cases Filed	1,982	2,095	1,914	2,000	1,053
Domestic Relations Court					
Number of Divorces/ Dissolution Cases Filed	416	461	417	442	576
Clerk of Courts					
Number of Civil Cases Filed	547	578	598	691	715
Number of Criminal Cases Filed	388	376	274	273	206
Number of Domestic Relation Cases Filed	1,101	1,112	1,113	1,020	1,120
Number of Appeal Cases Filed	65	53	56	60	67
Law Library					
Number of Volumes in Collection	10,580	10,554	10,543	10,493	10,554
Number of Computer Users Served	117	117	117	117	105
Public Safety					
Sheriff					
Average Daily Jail Census	192	181	168	161	172
Number of Prisoners Booked	2,459	2,367	2,104	2,346	2,136
Number of Prisoners Released	2,451	2,331	1,964	2,232	2,161
Number of Citations Issued	4,786	2,053	1,872	1,934	2,743
Number of Court Security Hours	2,080	2,080	2,080	2,080	2,080
Coroner					
Number of Autopsies Performed	39	28	37	40	27
Probation					
Number of House Arrest/GPS Individuals	24	24	26	23	25
Number of SCRAM Alcohol Monitoring Persons	55	66	61	n/a	n/a
Public Works					
Engineer					
Miles of Roads Resurfaced	14	16	21	22	14
Number of Bridges Replaced/ Improved	6	11	1	7	3
Number of Culverts Built/ Replaced/ Improved	130	50	85	107	119
Community Development					
Rehabilitation Assistance	82,243	55,922	125,252	191,253	42,130
Home Repair Assistance	191,391	7,437	99,743	2,424	125,000
Acquisition and Rehab Assistance	0	0	0	0	0
Homeless Prevention Assistance	0	13,517	14,618	0	41,663
Human Services					
Developmental Disabilities					
Number of Students Enrolled in Early Intervention	63	128	73	86	117
Number of Students Enrolled in Preschool	31	32	34	35	58
Number of Students Enrolled in School Age	47	46	36	41	43
Number Served by Workshop	148	161	128	136	174
Public Assistance					
Average Client Count - Food Stamps	19,976	21,013	21,400	20,360	21,000
Medicaid Caseload	29,498	28,302	24,267	20,761	23,033
Average Client Count - Day Care	398	422	456	476	704
Child Support Enforcement Agency					
Open Child Support Cases	10,470	9,987	9,640	10,011	9,997
Percentage of Child Support Collected	72.01%	70.57%	70.28%	70.11%	70.41%

Source: Muskingum County Departments

2010	2009	2008	2007	2006
1,447	1,479	1,753	1,866	1,666
2,398	1,723	1,701	1,855	1,880
411	424	469	395	429
876	879	1,033	984	843
295	275	356	332	405
1,098	1,171	1,295	1,072	900
59	57	71	81	91
10,433	10,380	10,686	10,554	11,000
114	110	108	105	105
156	164	178	186	216
2,160	2,303	2,462	2,801	3,138
2,134	2,320	2,486	2,824	3,416
1,290	1,007	1,033	1,871	1,947
2,080	2,080	2,080	8,320	2,101
36	42	57	41	41
21	9	15	25	38
n/a	n/a	n/a	n/a	n/a
28	23	23	19	14
1	2	7	3	11
117	113	164	102	63
0	80,813	144,287	105,839	101,271
1,609	2,788	72,196	54,350	30,614
158,290	8,973	96,792	30,607	55,780
0	1,911	6,089	8,000	n/a
94	113	143	153	82
39	60	88	88	38
37	38	40	43	49
135	119	238	210	173
19,917	17,984	14,209	13,908	20,310
21,312	19,404	18,924	10,821	n/a
550	688	475	507	494
9,258	9,802	10,081	9,548	8,682
69.21%	68.30%	69.00%	70.16%	71.92%

(continued)

Muskingum County, Ohio
 Operating Indicators by Program/Activity (Continued)
 Last Ten Years

	2015	2014	2013	2012	2011
Human Services					
Veterans Services					
Number of Clients Served	904	851	1,089	1,106	1,103
Amount of Benefits Paid	\$229,464	\$245,129	\$202,658	\$193,438	\$205,535
Number of Clients Transported	544	707	580	663	567
County Home (closed 2012)					
Number of Residents	0	0	0	0	77
Number of Registered Nurses	0	0	0	0	7
Number of Aides	0	0	0	0	38
Avondale Youth Center					
Number of Kids Housed	56	63	59	62	65
Health					
Dog and Kennel					
Number of Dog Tags Issued	12,192	13,356	11,138	11,717	10,597
Number of Kennel Tags Issued	55	250	791	562	805
Number of Dogs Confiscated	393	565	584	574	801
T.B. Clinic					
Number of Individuals Treated for TB	0	0	5	8	11
Enterprise Funds					
Sewer					
Average Daily Sewage Treated (millions gallons per day)	1.570	1.810	1.940	1.890	1.848
Customer Accounts	4,798	4,798	4,809	4,809	4,607
Water					
Average Daily Water Treated (millions gallons per day)	1.375	0.847	1.541	1.540	1.558
Customer Accounts	8,269	8,174	8,100	8,037	8,000

Source: Muskingum County Departments

2010	2009	2008	2007	2006
1,105	1,195	1,214	0	1,131
\$181,613	\$207,386	\$204,002	\$0	\$188,946
713	708	719	0	527
76	73	68	66	62
7	6	3	3	5
40	36	37	32	34
51	53	67	70	61
11,397	10,650	12,256	10,494	10,630
156	762	1,041	1,190	1,167
729	895	1,135	1,158	1,276
12	8	0	2	0
1,454	1,835	1,509	1,381	1,889
4,598	6,303	4,367	4,341	6,096
1,124	0,982	1,387	1,151	1,103
7,724	7,575	7,448	3,694	7,345

Muskingum County, Ohio
 Capital Asset Statistics by Program/Activity
 Last Ten Years

	<u>2015</u>	<u>2014</u>	<u>2013</u>	<u>2012</u>	<u>2011</u>
<u>General Government - Legislative and Executive</u>					
Commissioners					
Courthouse - (square feet)	7,782	7,782	7,782	7,782	8,479
Commissioners Administrative Offices - (square feet)	50,500	50,500	50,500	50,500	50,500
Commissioners Administrative Offices - (square feet)	0	0	0	0	0
Underwood Building - (square feet)	10,924	10,924	10,924	10,924	10,924
Auditor					
Courthouse - (square feet)	10,068	10,068	10,068	10,068	11,374
Recorder					
Courthouse - (square feet)	3,215	3,215	3,215	3,215	3,314
Treasurer					
Courthouse - (square feet)	3,352	3,352	3,352	3,352	3,066
Maintenance					
Courthouse - (square feet)	5,986	5,986	5,986	5,986	10,156
Fleet Garage - (square feet)	0	2,600	2,600	2,600	2,600
Prosecutor					
Law Administration Building - (square feet)	13,450	13,450	13,450	13,450	13,450
Building Department					
Records and Courts Facility - (square feet)	4,152	4,152	4,152	4,152	6,112
Information Services					
Records and Courts Facility - (square feet)	464	464	464	464	1,753
Records Commission					
Records and Courts Facility - (square feet)	11,338	11,338	11,338	11,338	8,634
Title Office					
Records and Courts Facility - (square feet)	4,008	4,008	4,008	4,008	4,585
Board of Elections					
County Agencies Building - (square feet)	3,880	3,880	3,880	3,880	3,880
<u>General Government - Judicial</u>					
Clerk of Courts					
Courthouse - (square feet)	5,509	5,509	5,509	5,509	5,903
Common Pleas Court					
Courthouse - (square feet)	17,160	17,160	17,160	17,160	11,158
Probate Court					
Courthouse - (square feet)	4,523	4,523	4,523	4,523	3,904
County Court					
Law Administration Building (square feet)	6,735	6,735	6,735	6,735	6,735
Domestic Relations Court					
Records and Courts Facility - (square feet)	15,747	15,747	15,747	15,747	15,747
Municipal Court					
Records and Courts Facility - (square feet)	5,726	5,726	5,726	5,726	5,726
Juvenile Court					

Source: Muskingum County Departments

2010	2009	2008	2007	2006
8,479	8,479	8,479	8,479	8,479
50,500	50,500	50,500	50,500	0
0	0	0	8,177	8,177
10,924	10,924	10,924	0	0
11,374	11,374	11,374	11,374	11,374
3,314	3,314	3,314	3,314	3,314
3,066	3,066	3,066	3,066	3,066
10,156	10,156	10,156	10,156	10,156
2,600	2,600	2,600	2,600	2,600
13,450	13,450	13,450	13,450	13,450
6,112	6,112	6,112	6,112	6,112
1,753	1,753	1,753	1,753	1,753
8,634	8,634	8,634	8,634	8,634
4,585	4,585	4,585	4,585	4,585
3,880	3,880	3,880	3,880	3,880
5,903	5,903	5,903	5,903	5,903
11,158	11,158	11,158	11,158	11,158
3,904	3,904	3,904	3,904	3,904
6,735	6,735	6,735	6,735	6,735
14,927	14,927	14,927	14,927	14,927
5,430	5,430	5,430	5,430	5,430

(continued)

Muskingum County, Ohio
 Capital Asset Statistics by Program/Activity (Continued)
 Last Ten Years

	2015	2014	2013	2012	2011
<u>Public Safety</u>					
Sheriff					
Courthouse - (square feet)	133	133	133	133	262
Jail - (square feet)	44,601	44,601	44,601	44,601	44,601
Records and Courts Facility - (square feet)	129	129	129	129	804
County Agencies Building - (square feet)	1,704	1,704	1,704	1,704	1,704
Child Support Enforcement Agency - (square feet)	15,896	15,896	15,896	15,896	588
Juvenile Detention Center - (square feet)	35,209	35,930	35,930	35,930	35,930
Work Release Facility - (square feet)	10,800	10,800	10,800	10,800	10,800
Garages - (square feet)	9,584	9,584	9,584	11,984	11,984
Old Roseville Prison - (square feet)	0	0	0	0	0
Disaster Services					
Administrative Office - (square feet)	2,440	2,440	2,440	2,440	2,440
<u>Public Works</u>					
Litter					
Pole Barns and Warehouse (square feet)	14,650	14,650	14,650	14,650	14,650
Engineer					
Courthouse - (square feet)	1,124	1,124	1,124	1,124	1,124
Highway Department - (square feet)	4,180	4,180	4,180	4,180	4,180
Outposts - (square feet)	5,870	5,870	5,870	5,870	5,870
Administrative Office - (square feet)	2,800	2,800	2,800	2,800	2,800
Highway Garages - (square feet)	20,894	20,894	20,894	20,894	20,894
Bridge Department Garage - (square feet)	3,840	3,840	3,840	3,840	3,840
County Road Miles	527	527	528	527	530
Township Road Miles	709	708	708	707	704
State Route Miles	271	271	271	271	271
<u>Human Services</u>					
Developmental Disabilities					
Starlight Industries - (square feet)	1,200	12,000	12,000	12,000	12,000
Starlight Industries Workshop - (square feet)	15,960	15,960	15,960	15,960	15,960
Starlight School - (square feet)	31,450	31,450	31,450	31,450	31,450
Starlight Administration Offices - (square feet)	9,444	9,444	9,444	9,444	9,444
Starlight Bus Garage - (square feet)	5,400	5,400	5,400	5,400	5,400
Children Services					
County Agencies Building - (square feet)	18,301	18,301	18,301	18,301	18,301
Avondale Youth Center - (square feet)	29,928	29,928	29,928	29,928	29,928
Child Support Enforcement Agency					
CSEA Administrative Offices - (square feet)	15,896	15,896	15,896	15,896	31,204
Senior Citizens					
Senior Center	22,844	0	0	0	0
Youth Services					
Juvenile Detention Center - (square feet)	1,997	1,997	1,997	1,997	1,997
Public Assistance					
Job and Family Services Administrative Offices - (square feet)	22,556	22,566	22,566	22,566	22,566
Welfare Administrative Offices - (square feet)	4,720	4,720	4,720	4,720	4,720
<u>Health</u>					
Dog and Kennel					
Dog Pound - (square feet)	2,670	2,670	2,670	2,670	2,670
<u>Enterprise Funds</u>					
Sewer Department					
Sanitary Engineer Office - (square feet)	6,624	6,624	6,624	6,624	6,624
Sewer Lines Laid - (in feet)	10,550	5,100	2,000	0	19,958
Water Department					
Water Department Office - (square feet)	2,240	2,240	2,240	2,240	2,240
Water Lines Laid - (in feet)	8,600	54,330	25,000	49,852	13,755

Source: Muskingum County Departments

2010	2009	2008	2007	2006
371	371	371	371	371
44,601	44,601	44,601	44,601	44,601
804	804	804	804	804
1,704	1,704	1,704	1,704	1,704
588	588	588	588	588
34,529	34,529	34,529	34,529	34,529
10,800	10,800	10,800	10,800	10,800
5,978	5,978	5,978	5,978	5,978
0	0	0	0	45,850
2,440	2,440	2,440	2,440	2,440
0	0	0	0	0
1,127	1,127	1,127	1,127	1,127
4,180	4,180	4,180	4,180	4,180
1,250	1,250	1,250	1,250	1,250
2,800	2,800	2,800	2,800	2,800
19,294	19,294	19,294	19,294	19,294
3,840	3,840	3,840	3,840	3,840
530	530	530	530	529
702	702	701	701	715
271	271	266	266	266
12,000	12,000	12,000	12,000	12,000
15,960	15,960	15,960	15,960	15,960
31,450	31,450	31,450	31,450	31,450
9,444	9,444	9,444	9,444	9,444
5,400	5,400	5,400	5,400	5,400
18,301	18,301	18,301	18,301	18,301
29,928	29,928	29,928	29,928	28,600
31,204	31,204	31,204	31,204	31,204
0	0	0	0	0
3,675	3,675	3,675	3,675	3,675
10,858	10,858	10,858	10,858	10,858
1,194	1,194	1,194	1,194	1,194
2,670	2,670	2,670	2,670	2,670
6,624	6,624	6,624	6,624	6,624
35,789	24,607	5,547	22,417	35,264
2,240	2,240	2,240	2,240	2,240
17,960	13,350	54,163	58,361	51,660

This page intentionally left blank

Muskingum County Offices
Zanesville, Ohio 43701 – (740) 455-7109