

MUSKINGUM COUNTY, OHIO



Comprehensive Annual Financial Report
For the Year Ended
December 31, 2012

Muskingum County is a rural/suburban county in east-central Ohio. It has a population of about 86,000 with Zanesville being the largest city (about 28,000 residents). The county covers 673 square miles which includes about 1100 farms covering 195,000 acres. The most important county agricultural commodities are beef, dairy, pork, horticultural crops, corn, and soybeans. Hayland and pasture make up much of the agricultural ground. Muskingum County has more beef cows than any other county in the state. It also ranks high in the state in sheep and hay. About 40 percent of the county is forested. There is a diverse array of soil types scattered throughout the county. The most productive agricultural soils are located along the Muskingum River and Wakatomika Creek. Muskingum County serves as a regional center for agribusinesses including grain and feed suppliers, livestock marketing facilities, farm machinery dealers and retail horticultural sales.

(Information provided by the Ohio State University Extension website)

Muskingum County, Ohio

**Comprehensive Annual
Financial Report**

For the Year Ended December 31, 2012

Debra J. Nye

Muskingum County Auditor

Prepared by the Muskingum County Auditor's Office



Debra J. Nye
Muskingum County Auditor
Office of the County Auditor

Real Property Division

Beth Iden, Chief Administrator

Kate Fitzgerald

Velma J. Martin

Holly Kohler

Ann Bonifant

Tina Huebner

Paula Huffman

Mobile Home Division

Regina K. Price

Jodi Wilson

Appraisal Division

Todd Hixson

Steve Neilley

Brent Huffman

Geographic Information System

Brett Stottsberry

Andrew Roberts

Fiscal Service Division

Michael P. Babcock, Chief Administrator

Jan E. Bates

Jennifer Wilson

Sheila Mills

Sharon Smart

Brenda Ellis

Mollye A. Beale

Inspector of Weights and Measures

Don Lang

INTRODUCTORY SECTION

Muskingum County, Ohio
Comprehensive Annual Financial Report
For the Year Ended December 31, 2012
Table of Contents

	<u>Page</u>
I. <u>Introductory Section</u>	
Table of Contents	i
Transmittal Letter	vi
GFOA Certificate of Achievement.....	xiv
Elected Officials	xv
Organizational Chart	xvi
 II. <u>Financial Section</u>	
Independent Auditor’s Report	1
Management’s Discussion and Analysis	4
Basic Financial Statements	
Government - Wide Financial Statements:	
Statement of Net Position	15
Statement of Activities	16
Fund Financial Statements:	
Balance Sheet - Governmental Funds	18
Reconciliation of Total Governmental Fund Balances to Net Position of Governmental Activities	20
Statement of Revenues, Expenditures, and Changes in Fund Balances - Governmental Funds	22
Reconciliation of the Statement of Revenues, Expenditures, and Changes in Fund Balances of Governmental Funds to the Statement of Activities.....	24
Statements of Revenues, Expenditures, and Changes in Fund Balances - Budget (Non-GAAP Basis) and Actual	
General Fund.....	25
Public Assistance Fund	26
County Home Levy Fund.....	27
Starlight School Levy Fund	28
Children Services Levy Fund.....	29
Statement of Fund Net Position - Proprietary Funds	30
Statement of Revenues, Expenses, and Changes in Fund Net Position - Proprietary Funds.....	31
Statement of Cash Flows - Proprietary Funds.....	32
Statement of Fiduciary Assets and Liabilities - Agency Funds.....	34
Notes to the Basic Financial Statements.....	35

(continued)

Muskingum County, Ohio
Comprehensive Annual Financial Report
For the Year Ended December 31, 2012
Table of Contents (Continued)

	<u>Page</u>
Combining Statements and Individual Fund Schedules:	
General Fund:	
Fund Description.....	103
Schedule of Revenues, Expenditures, and Changes in Fund Balance - Budget (Non-GAAP Basis) and Actual	104
Combining Statements - Nonmajor Governmental Funds:	
Fund Descriptions	113
Combining Balance Sheet - Nonmajor Governmental Funds	114
Combining Statement of Revenues, Expenditures, and Changes in Fund Balances - Nonmajor Governmental Funds	115
Special Revenue Funds:	
Fund Descriptions	116
Major Special Revenue Funds:	
Schedules of Revenues, Expenditures, and Changes in Fund Balances - Budget (Non-GAAP Basis) and Actual - Individual Major Special Revenue Funds:	
Public Assistance Fund	119
County Home Levy Fund.....	120
Starlight School Levy Fund	121
Children Services Levy Fund.....	122
Nonmajor Special Revenue Funds:	
Combining Balance Sheet - Nonmajor Special Revenue Funds	123
Combining Statement of Revenues, Expenditures, and Changes in Fund Balances - Nonmajor Special Revenue Funds	130
Schedules of Revenues, Expenditures, and Changes in Fund Balances - Budget (Non-GAAP Basis) and Actual - Individual Nonmajor Special Revenue Funds:	
Dog and Kennel Fund	138
Child Support Enforcement Agency Fund	139
Childrens' Services Trust Fund.....	140
Real Estate Assessment Fund.....	141
Redevelopment Tax Equivalent Fund	142
Miscellaneous Federal Grants Fund.....	143
Access Visitation Grant Fund	144
Delinquent Real Estate Tax and Assessment Collection Fund.....	145
Homeland Security Fund.....	146
Tuberculosis Clinic Fund	147

(continued)

Muskingum County, Ohio
Comprehensive Annual Financial Report
For the Year Ended December 31, 2012
Table of Contents (Continued)

	<u>Page</u>
Block Grants Fund	148
County Courts Fund	149
Community Correction Fund	150
Home Detention (Electronic Monitor) Fund	151
Moving Ohio Forward Fund	152
Litter Prevention Fund	153
Ohio Childrens Trust Fund.....	154
Marriage License Fund	155
Political Subdivision Housing Fund.....	156
Indigent Drivers Alcohol Treatment Fund	157
Enforcement and Education Fund	158
Law Enforcement Fund.....	159
Legal Aid Society Fund	160
Senior Citizens Levy Fund.....	161
Felony Delinquent Care and Custody Fund	162
Drug Law Enforcement Fund.....	163
Indigent Guardianship Fund.....	164
Victim of Criminals Fund	165
Sheriff Commissary Fund	166
Children Services Christmas Fund.....	167
Mental Health Levy Fund	168
Sheriff Levy Fund	169
Motor Vehicle and Gasoline Tax Fund	170
Northpointe Drive Fund	171
Law Library Resources Fund	172
Juvenile Detention Fund	173
Concealed Weapon Fund	174
Wireless 911 Fund	175
Ohio Peace Officer Training Academy (OPOTA-CPT) Fund	176
Brandywine Loop Extension Fund.....	177
Debt Service Funds:	
Fund Descriptions	178
Nonmajor Debt Service Funds:	
Combining Balance Sheet - Nonmajor Debt Service Funds	179
Combining Statement of Revenues, Expenditures, and Changes in Fund Balances - Nonmajor Debt Service Funds	180
Schedules of Revenues, Expenditures, and Changes in Fund Balances - Budget (Non-GAAP Basis) and Actual - Individual Nonmajor Debt Service Funds:	
Debt Service Fund.....	181
Special Assessment Debt Service Fund	182

(continued)

Muskingum County, Ohio
Comprehensive Annual Financial Report
For the Year Ended December 31, 2012
Table of Contents (Continued)

	<u>Page</u>
Capital Projects Funds:	
Fund Descriptions	183
Nonmajor Capital Projects Funds:	
Combining Balance Sheet - Nonmajor Capital Projects Funds.....	184
Combining Statement of Revenues, Expenditures, and Changes in Fund Balances - Nonmajor Capital Projects Funds.....	185
Schedules of Revenues, Expenditures, and Changes in Fund Balances - Budget (Non-GAAP Basis) and Actual - Individual Nonmajor Capital Projects Funds:	
Issue II Fund	186
Highway Fund.....	187
Starlight Permanent Improvements Fund.....	188
Maysville Building Renovations Fund.....	189
Enterprise Funds:	
Fund Descriptions	190
Schedules of Revenues, Expenses, and Changes in Fund Equity - Budget (Non-GAAP Basis) and Actual - Individual Enterprise Funds:	
Sewer Fund	191
Water Fund.....	192
Internal Service Funds:	
Fund Descriptions	193
Combining Statement of Fund Net Position - Internal Service Funds	194
Combining Statement of Revenues, Expenses, and Changes in Fund Net Position - Internal Service Funds	195
Combining Statement of Cash Flows Internal Service Funds	196
Schedules of Revenues, Expenses, and Changes in Fund Equity - Budget (Non-GAAP Basis) and Actual – Individual Internal Service Funds:	
Self-Insurance Health Fund.....	197
Self-Insurance Workers’ Compensation Fund	198
Agency Funds:	
Fund Descriptions	199
Combining Statement of Changes in Assets and Liabilities - All Agency Funds	200

(continued)

Muskingum County, Ohio
Comprehensive Annual Financial Report
For the Year Ended December 31, 2012
Table of Contents (Continued)

	<u>Page</u>
III. <u>Statistical Section</u>	
Statistical Section Description.....	S-1
Net Position by Component - Last Ten Years	S-2
Changes in Net Position - Last Ten Years.....	S-4
Program Revenues by Program/Activity - Last Ten Years	S-10
Fund Balances, Governmental Funds - Last Ten Years	S-12
Changes in Fund Balances, Governmental Funds - Last Ten Years.....	S-14
Taxable Sales by Industry (Category) - Last Seven Years	S-16
Assessed and Estimated Actual Value of Taxable Property - Last Ten Years	S-18
Property Tax Rates, Direct and Overlapping Governments - Last Ten Years.....	S-20
Principal Taxpayers, Real Estate Tax - 2012 and 2003.....	S-32
Principal Taxpayers, General Business Tangible Personal Property Tax - 2003	S-33
Principal Taxpayers, Public Utilities Tangible Personal Property Tax - 2012 and 2003	S-34
Property Tax Levies and Collections, Real and Public Utility and General Business Tangible Personal Property - Last Ten Years.....	S-36
Ratio of Outstanding Debt to Total Personal Income and Debt Per Capita - Last Ten Years	S-38
Ratio of General Obligation Bonded Debt to Estimated Actual Property Value and General Obligation Bonded Debt Per Capita - Last Ten Years	S-40
Pledged Revenue Coverage, Revenue Debt - Sewer - Last Ten Years	S-41
Pledged Revenue Coverage, Revenue Debt - Water - Last Ten Years.....	S-43
Legal Debt Margin - Last Ten Years.....	S-44
Demographic and Economic Statistics - Last Ten Years	S-48
Principal Employers - 2012 and 2003	S-51
Full-Time Equivalent County Government Employees by Program/Activity - Last Ten Years	S-52
Operating Indicators by Program/Activity - Last Ten Years	S-56
Capital Asset Statistics by Program/Activity - Last Ten Years.....	S-62



Muskingum County, Ohio
401 Main Street
Zanesville, OH 43701

740-455-7109 (County Auditor)
740-455-7100 (County Commissioners)

June 28, 2013

To the Honorable Board of County Commissioners and Citizens of Muskingum County,

We are pleased to issue the Comprehensive Annual Financial Report (CAFR) of Muskingum County, Ohio for the year ended December 31, 2012. This report is prepared in conformity with generally accepted accounting principles (GAAP) as prescribed by the Governmental Accounting Standards Board (GASB).

The County Auditor's Office prepared this report, pursuant to Section 117.38 Ohio Revised Code, which requires that unaudited general purpose external financial statements be submitted to the State Auditor's Office annually within 150 days after the close of the year. The report includes the basic financial statements which provide an overview of the County's financial position and the results of financial operations. This is the twenty-third consecutive Comprehensive Annual Financial Report issued by the Auditor's office.

Legal Requirements

State law requires every general purpose government to file with the Auditor of State and publish notice of the availability of the financial statements. The completion of this CAFR, the filing of this report with the Auditor of State, and the published notice of the availability of the financial report will allow the County to comply with these requirements, as well as the requirements of the Single Audit Act.

Assumption of Responsibility

Management assumes full responsibility for the completeness and reliability of the information contained in this report, based upon a comprehensive framework of internal control that it has established for this purpose. Because the cost of internal control should not exceed anticipated benefits, the objective is to provide reasonable, rather than absolute, assurance that the financial statements are free of any material misstatements.

Internal Controls

In developing the County's accounting system, consideration was given to the adequacy of internal accounting controls. Such controls are designed to provide reasonable, but not absolute, assurance regarding both the safeguarding of assets against loss and misuse, and assurance regarding the reliability of financial records for preparing financial statements and maintaining accountability for assets. The concept of reasonable assurance is based on the assumption that the cost of internal controls should not exceed the benefits expected to be derived from their implementation.

Fund Accounting

The County utilizes a fully automated accounting system as well as automated systems for control of capital assets and payroll. These systems, coupled with the manual auditing of each voucher prior to payment by the accounting department of the Auditor's Office, ensure that the financial information generated is both accurate and reliable. The County's accounting system is organized on a "fund" basis. Each fund is a distinct self-balancing set of accounts. The basis of accounting and the various funds utilized by the County are fully described in Note 2 to the Basic Financial Statements.

As a recipient of federal funds, the County has a responsibility to see that adequate internal control is in place to ensure compliance with applicable laws and regulations related to those programs. The County's day-to-day accounting and budgetary records are maintained on a basis other than one that is in compliance with generally accepted accounting principles (GAAP).

Independent Audit

In compliance with State statute, the basic financial statements have been audited by the Ohio Auditor of State's Office. The independent auditor concluded that Muskingum County's financial statements for the year ended December 31, 2012 are fairly presented in conformity with generally accepted accounting principles. The independent auditor's report is presented as the first component of the financial section of this report. In addition, the County coordinates the requirement for the "Single Audit" of all its federal funds received in conjunction with the Auditor of State.

Management's Discussion and Analysis

Generally accepted accounting principles require that management provide a narrative introduction, overview, and analysis to accompany the basic financial statements in the form of the Management's Discussion and Analysis (MD&A). This letter of transmittal should be read in conjunction with the MD&A as they are designed to complement each other. Muskingum County's MD&A can be found immediately following the independent auditor's report.

PROFILE OF THE GOVERNMENT

Basic Information

Muskingum County was created by an act of the Ohio General Assembly on March 1, 1804. The name "Muskingum" is derived from the Delaware Indian language, meaning "Elk Eye River," which refers to the Muskingum River. Muskingum County encompasses twenty-five townships, ten villages, and the City of Zanesville which is the county seat. The County includes 673 square miles and has a population of 86,074 based on the 2010 Census. The population of the City of Zanesville is 25,487.

For financial purposes, the County includes all funds, departments, boards, and agencies making up Muskingum County (the Primary Government) and its Component Units in accordance with the Governmental Accounting Standards Board (GASB) Statement No. 14 "The Financial Reporting Entity" and Governmental Accounting Standards Board (GASB) Statement No. 39 "Determining Whether Certain Organizations are Component Units". The County's primary government comprises all entities not legally separate from the County, and includes the financial activities of the Children Services Board, the Board of Developmental Disabilities, the Tuberculosis Clinic Board, the Board of Mental Health and Recovery Services, the Law Library Resources Board, and all departments and activities that are directly operated by the elected officials.

The County has only those powers, and powers incidental thereto, conferred upon it by the State constitution and statutes. A three-member Board of County Commissioners (the “Board”) is the primary legislative and executive body of the County. The Board is elected at-large in even numbered years for four-year overlapping terms. The Board is responsible for providing and managing the funds used to support the various County activities. The Board exercises its legislative powers in budgeting, appropriating monies, levying taxes, issuing bonds and notes, and allowing contracts for public works and services to provide this financial management. The Board has certain responsibilities for the management of most County facilities, including various courts, correctional and administrative facilities, public assistance and social services facilities, and general County facilities.

In addition to the Board, citizens elect eight other County administrative officials, each of whom is independent within the limits of State statutes affecting the particular office. These officials, elected to four year terms, are the County Auditor, County Treasurer, County Prosecuting Attorney, County Engineer, County Coroner, County Clerk of Courts, County Recorder, and County Sheriff. Common Pleas Court Judges, including the Juvenile/Probate Court Judge, and County Court Judges are elected on a County-wide basis and serve six year terms.

The County Auditor serves as the chief fiscal officer for the County. As chief fiscal officer, no contract or obligation involving the County can be made without the Auditor’s certification that appropriations are sufficient and that funds are available, or are in the process of collection, to ensure that the contract or obligation can be paid. The County Auditor is also the central disbursing agent of the County, who, by issuance of County warrants, distributes funds to creditors in payment of liabilities incurred by the County and its departments. The Auditor is responsible for the preparation of the County payroll and also has statutory accounting responsibilities. The County Auditor also serves as tax assessor for all political subdivisions within the County. As tax assessor, the Auditor is responsible for establishing the tax rates for real estate and manufactured homes. Once these taxes are collected, the Auditor is responsible for distributing those collections to the other governmental entities in accordance with legally adopted rates. In addition to these duties, by law, the County Auditor serves as the secretary of the County Board of Revision and the Budget Commission.

The County Treasurer is the custodian of all County funds and is responsible for collecting all tax monies and applying those payments to the appropriate tax accounts. The County Treasurer is responsible for the investment of idle County funds, as specified by Ohio law. Daily reconciliations of total County fund balances of the County Auditor and Treasurer are performed by the two offices. Reconciliations, by fund, are performed monthly. The County Budget Commission is comprised of the County Treasurer, County Auditor, and County Prosecuting Attorney. The Budget Commission plays an important function in the financial administration of the County government and all other local governments located within the County.

The County Engineer, required by Ohio law to be a registered professional engineer and surveyor, serves as the civil engineer for the County and its officials. His primary responsibilities relate to the construction, maintenance, and repair of County roads and bridges and related roadside drainage facilities and storm sewer runoff systems. The Board of County Commissioners takes bids on, and awards contracts for, the projects recommended and approved by the County Engineer. The County Engineer also prepares tax maps for the County Auditor.

As part of its justice system, the County maintains the Court of Common Pleas, which includes a Domestic Relations Division, a Juvenile Division, and a Probate Division. The County also maintains a County Court District. The Prosecuting Attorney is designated by Ohio law as the Chief Legal Counsel for all County offices, boards and agencies, including the Board of County Commissioners, the Auditor, Treasurer, and all townships and local school districts. In addition, the Prosecuting Attorney is a member of the County Budget Commission.

The Clerk of Courts keeps all official records of the Common Pleas Court. When the Court of Appeals holds sessions within the County, the Clerk of Courts also serves as Clerk of Courts of the Court of Appeals. The office of Clerk of Courts operates on a system of fees charged for services and is essentially self-supporting.

The County Sheriff is the chief law enforcement officer of the County and provides certain specialized services which include maintaining a special staff of deputies whose duties are to assist local law enforcement officers upon their request and to enforce the law in unincorporated areas of the County. The Sheriff also operates and maintains the County Jail and is responsible for its inmates, including persons detained for trial or transfer to other institutions. As an officer of the County Courts, the Sheriff is in charge of the preparations and service of documents. The County also contracts with the City of Zanesville and several other municipalities in the County to house prisoners.

Muskingum County employed 980 people at the close of 2012, which provided its citizens with a wide range of services that include human and social services, health and community assistance related services, civil and criminal justice system services, road and bridge maintenance, water and sewer utility services, and other general and administrative support services.

Budgetary Controls

By statute, the Board of County Commissioners adopts a temporary appropriation measure for the County on or about the first day of January. The Board of County Commissioners adopts a permanent appropriation measure by the first day of April. All disbursements and transfers of cash between funds require appropriation authority from the Board of County Commissioners. Appropriations are adopted at the object level within a department, program, and fund which is the legal level of control. Purchase orders are only approved when there are sufficient appropriations available. A computerized budgetary system allows the County Auditor's office to determine the status of the department's appropriations before authorizing additional purchases from a particular account.

Additional information regarding the County's budgetary accounting can be found in the Notes to the Basic Financial Statements.

ASSESSING ECONOMIC CONDITION

Local Economy

The County is located in east central Ohio, approximately 60 miles east of the City of Columbus. The County enjoys the benefits of urbanization while offering a rural atmosphere and a variety of lifestyles for its inhabitants. Residents of the County are served by a County-wide library system, seven school districts, Muskingum University, Zane State College, and the Zanesville Branch of Ohio University.

The Zanesville Art Center maintains a library of fine arts materials and features classes and exhibitions. The Zane Grey Museum, the John and Annie Glenn Museum, Zanesville's Secrest Auditorium, and two stadiums located in the City also contribute to the County's cultural facilities, as well as two municipal park systems and four state recreational areas that are located throughout the County.

Excellent medical care is available to area citizens through Genesis Health Care Systems. Genesis Health Care Systems consists of two acute care hospitals (Bethesda Hospital and Good Samaritan Hospital), a home health and hospice agency, a community pharmacy, and several specialty outpatient clinics.

The County is provided with banking and financial services by ten commercial banks and savings and loan associations. The County is serviced by one daily newspaper and is within the broadcast area of five television stations and several AM and FM radio stations. Cable television is available to many County residents and offers government, education, and community access channels in addition to entertainment channels.

Muskingum County, not exempt from the national trend, continued to see a decline in its economic condition during 2012. The County saw new business developments and expansions but these were offset by closings and layoffs. The County continues to utilize effective economic development strategies to attract new businesses. Just as importantly, the County's pro-business thinking has helped many local companies expand.

The County's location is a good choice for manufacturing and distribution facilities needing to move products or people from coast to coast. Muskingum County further builds on Ohio's logistical advantage by offering direct interstate, rail, and air access. Interstate 70 runs through the heart of Muskingum County, providing direct access to one of the most important east-to-west corridors in the nation. Other major interstates are nearby adding to the ease of highway transportation.

The Chamber of Commerce once again recognized area companies for their economic investments in Zanesville and Muskingum County with the "Awards for Community and Economic Success" (ACES). ACES were awarded to 52 local businesses in 2012 for facilities improvements and expansions, investments in equipment and machinery, and job creation and retention.

Muskingum County's three prime development sites for large manufacturing and distribution facilities are publicly owned. With this public ownership, via the Zanesville-Muskingum County Port Authority, land can be purchased or leased at attractive rates.

The community's newest development site is Eastpointe Business Park. Currently, the site is roughly a 60-acre development area that can accommodate industrial and distribution projects that have large acreage requirements. In addition, Eastpointe has been named a "Job Ready Site" by the State of Ohio, which is a rare designation. The Park is home to Dollar General's distribution center, the New Bakery Company's manufacturing facility, the Bilco Company, a plastics blow molding facility, and the new Avon Products Distribution Center. Companies that choose Eastpointe have access to a new rail transfer facility served by Ohio Central Rail Transportation. Eastpointe offers companies flexible lot sizes and plenty of room to grow. Tax incentives through the Ohio Enterprise Zone Program are available for eligible projects.

During 2012, Halliburton purchased 178 acres in the Eastpointe Business Park. Halliburton will be an operations hub in the Utica Shale play and will be creating 300 new jobs in the area.

Also during 2012, Tilley Pressure Test Inc. purchased 7.4 acres within the business park. The Tilley Company provides pressure testing of pipe and components used in the fracking process, using liquids, magnetic particles, ultrasonic, and traditional visual inspection techniques to ensure pipe can withstand the intense pressures involved in fracking. The company does on-site and in-house testing of pipes and components for clients.

The Airport Distribution Park offers unmatched access to ground and air transportation. The Park is located adjacent to Zanesville Municipal Airport. For ground transportation, the Park is located just one mile from Interstate 70 interchange with access provided by a state route. Manufacturing, assembly, and distribution companies have found the Airport Distribution Park ideal. Current Park tenants include 5B's, Atico-Internormen-Filter, New Bakery Company of Ohio, Plaskolite, Ritchey Produce Company, SEOIL USA, and White Castle Systems. Sites up to 28 acres are available for lease or purchase. Tax incentives are available for eligible projects through the Ohio Enterprise Zone Program.

Northpointe Industrial Park, a 50-acre mixed-use development, is located in the northern portion of Zanesville. It is zoned and perfectly suited for commercial, office, and industrial development. Further, the Park provides direct access to Northpointe Drive, a limited access highway linking Zanesville to Dresden near State Route 16. Companies and facilities of various types are situated within Northpointe. Current industrial park tenants include Anchor Glass Container - Zanesville Mould Division, Barnes Advertising, Carskadden Optical, Federal Express, J.W. Garage Door Company, K.E. Dittmar Company, Kellogg's, Ohio Textile Service, and Tanco, Inc. Tax incentives are available within Northpointe through the Ohio Enterprise Zone Programs.

Muskingum County's highway infrastructure received some much needed upgrades in 2012. Two major bridge projects were completed on Creamery Road and Shannon Road with a combined cost of more than \$1.1 million dollars. In addition, a road resurfacing and rehabilitation project was completed on Northpointe Drive, north of the City of Zanesville, at a cost of \$926,000. These improvements were funded through federal transportation funds for which grants were secured previously that provided 80 percent federal dollars towards these local projects.

In addition, the Ohio Public Works Commission granted Muskingum County grants to resurface 22 miles of roadways throughout the County at a cost exceeding \$1.1 million dollars. Finally, 67 miles of County highways received new center lines and edge lines in 2012 as part of a federal grant for pavement marking that totaled \$136,745.

Muskingum County continues to strive to expand the water system to the rural areas of the County. During 2012, the County completed expansion of water lines that were started during 2011 to the following areas: the Mount Sterling area which serves 75 residents and consists of 25,000 feet of various size water lines at a total cost of \$857,040; the Gratiot project added 150 residents to the system and added 26,000 linear feet with the cost of the project totaling \$958,689; the Mount Sterling water tank was constructed to provide water service to the residents along with pressure for those water lines. The construction cost was \$420,655, the tank holds 200,000 gallons of water, and will supply all of the customer west of Pine Crest pump station.

Population growth is a major indicator of economic activity. According to the latest census report, Muskingum County's population grew by 1.8 percent between 2000 and 2010. Although this is not a large increase, the population has remained steady over the past decade, which can be attributed to the County's retail and manufacturing growth.

The total labor force in Muskingum County averaged 33,157 during 2012, decreasing by 56 from the 2011 average. At 9.7 percent, the 2012 unemployment rate for the County was higher than the State of Ohio at 6.7 percent, and also higher than the national rate of 7.8 percent. The 2012 unemployment rate for the County decreased 1.9 percent from 2011. Page S-49 in the Statistical Section of this report reflects the unemployment rates of Muskingum County over the past 10 years.

Long - Term Financial Planning and Financial Policies

Local elected officials recognize that a vibrant and growing business community will improve the area's quality of life. Although the economic activity in our County continues to expand, there is a need to exercise fiscal restraint in County spending patterns due to factors external to the County. The Ohio Legislature continues to limit funding to local governments, including the County. Therefore, the County cannot assume that future local government funding by the State will continue at present levels.

The County continues to be conservative in its spending in an effort to recover from the sluggish economy of the past several years. All transfers of money to other local governments and agencies have been suspended unless they are mandated or it is an emergency situation. Departments have been asked to make cuts where possible and only purchase equipment if it is absolutely necessary.

The County has implemented some new procedures in order to better manage the issuance of debt. These procedures include the securing of a revenue source for the retirement of the debt when it is issued as well as the periodic review of existing debt for the possibility of refinancing and/or refunding. The County retired the debt from Rural Development in the amount of \$5.3 million dollars. By doing this, we decreased our amortization schedule by eleven years; decreased the interest rate by two points, and had a cost savings in excess of \$3.0 million dollars. This will establish a higher level of debt control which has already resulted in a considerable amount of savings for the County. We expect this endeavor to continue to be a valuable cost saving measure for the County.

The County has also implemented a fleet vehicle policy whereby the fleet manager will rotate vehicles out of service when their age or mileage makes them ineffective. The policy allows for the purchase of a limited number of new vehicles each year. An inventory of available vehicles within the fleet is maintained so that existing vehicles can be transferred to various departments when they are needed.

Major Initiatives

Genesis hospital announced in 2011 that groundbreaking is expected sometime in the spring of 2013 to construct a \$125 million dollar project for a one health care facility campus. The facilities upgrade, when completed, is projected to have an economic effect on the community once completed of an estimated cost of between \$250 and \$310 million in the coming years. Local labor and contractors will be used to build the community's medical center. We are anticipating additional jobs to be added to maintain the facility.

In 2013, after years of planning, the bridge replacement on Main Street in the Village of Roseville is expected to be constructed. The Main Street structure improvement was awarded in 2012 at a cost of over \$1.3 million dollars, while 80 percent of the project will be paid through federal transportation funds. Also in 2012, Muskingum County was successful in securing additional grant funds from the Ohio Public Works Commission for the resurfacing of 21 miles of roads, which is estimated at more than \$1.3 million dollars and should be completed by summer of 2013. Also, in an effort to comply with new standards for sign reflectivity, the County secured \$30,000 in federal grant funds to upgrade numerous curve and speed limit signs throughout the County, which will be replaced in 2013.

AWARDS AND ACKNOWLEDGMENTS

Awards

The Government Finance Officers Association of the United States and Canada (GFOA) awarded a Certificate of Achievement for Excellence in Financial Reporting to Muskingum County for its comprehensive annual financial report for the fiscal year ended December 31, 2011. This was the twenty-first consecutive year that the County has achieved this prestigious award. In order to be awarded a Certificate of Achievement, a government must publish an easily readable and efficiently organized comprehensive annual financial report. This report must satisfy both generally accepted accounting principles and applicable legal requirements.


A Certificate of Achievement is valid for a period of one year only. We believe that our current comprehensive annual financial report continues to meet the Certificate of Achievement Program's requirements and we are submitting it to the GFOA to determine its eligibility for another certificate.

Acknowledgments


The publication of this CAFR, which includes the reporting model as promulgated by GASB Statement No. 34, represents an important achievement in the ability of Muskingum County to provide significantly enhanced financial information and accountability to the citizens of Muskingum County, its elected officials, County management, and investors. This report continues the aggressive program of the County Auditor's office to improve the County's overall financial accounting, management, and reporting capabilities. The preparation and publication of this report would not have been possible without the cooperation of each elected official, department head, and a number of County employees. We are grateful for their assistance and cooperation.

We would like to acknowledge the efforts of the entire staff of the Muskingum County Auditor's office. We offer our sincere thanks and appreciation to Michael Babcock and the Accounting Staff for their dedication and hard work as leaders in this undertaking. Our recognition is also extended to the Local Government Services, a part of the Auditor of State's office, for their guidance and commitment in preparing this financial report. We especially thank the citizens of Muskingum County for this opportunity to continue to improve the professionalism in financial reporting that they expect and deserve.

Respectfully submitted,



Debra J. Nye
Muskingum County Auditor



James W. Porter
President, Board of Commissioners

Certificate of Achievement for Excellence in Financial Reporting

Presented to

Muskingum County
Ohio

For its Comprehensive Annual
Financial Report
for the Fiscal Year Ended
December 31, 2011

A Certificate of Achievement for Excellence in Financial Reporting is presented by the Government Finance Officers Association of the United States and Canada to government units and public employee retirement systems whose comprehensive annual financial reports (CAFRs) achieve the highest standards in government accounting and financial reporting.



Christopher P. Morrell

President

Jeffrey R. Emer

Executive Director

Muskingum County, Ohio

Elected Officials

December 31, 2012

Board of Commissioners

James W. Porter
Jerry L. Lavy
J. Todd Sands

County Auditor

Debra J. Nye

County Treasurer

Carol L. Friel

County Recorder

Cynthia R. Rodgers

County Engineer

Douglas R. Davis

Court of Common Pleas

General

Mark C. Fleegle
Kelly J. Cottrill

Court of Common Pleas

Domestic Relations

Jeffrey A. Hooper

County Court

Eric D. Martin
Jay F. Vinsel

Clerk of Courts

Todd A. Bickle

County Coroner

Dr. Charles M. Feicht

Prosecutor

D. Michael Haddox

County Sheriff

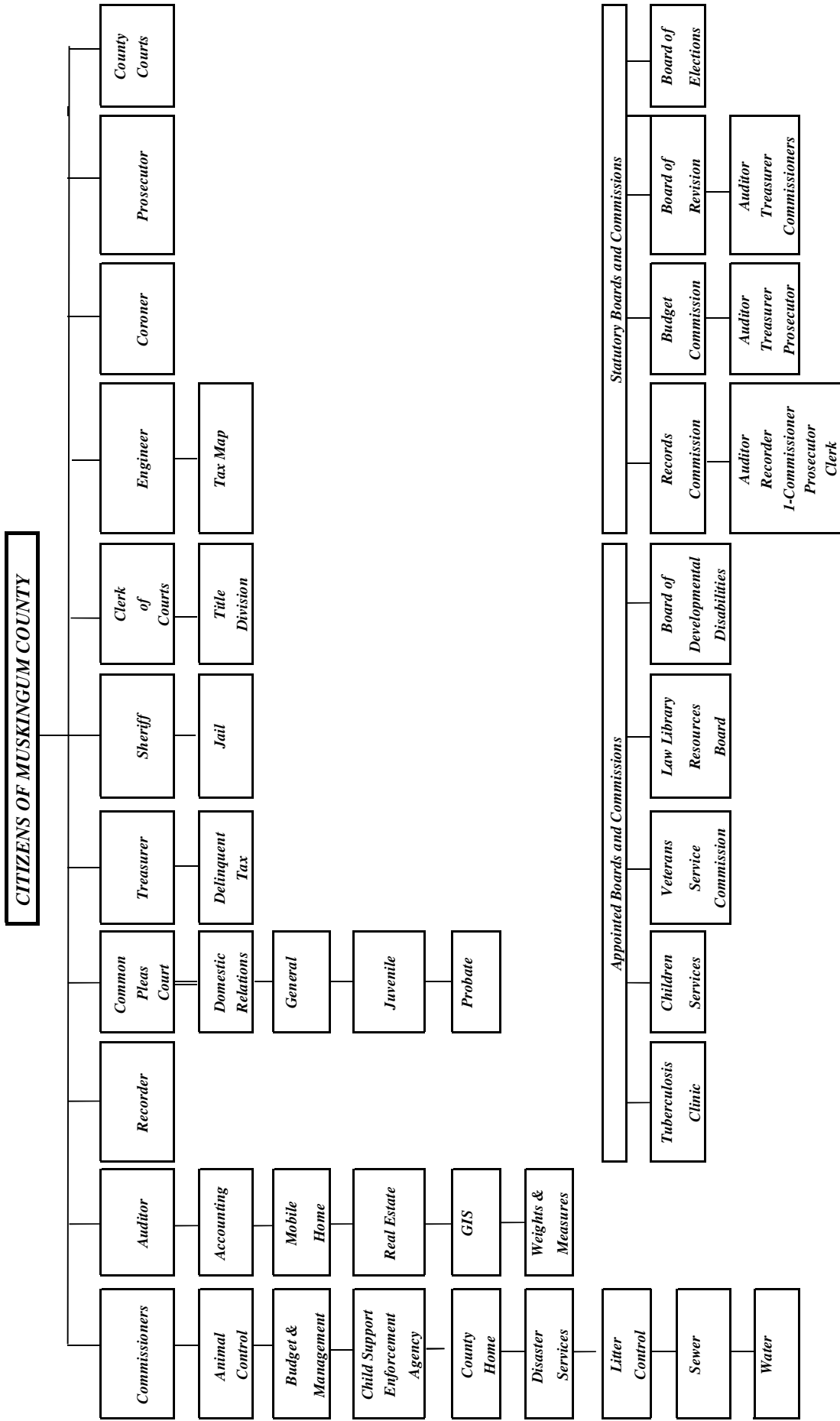
Matthew J. Lutz

Court of Common Pleas

Probate and Juvenile

Joseph A. Gormley

ORGANIZATION OF MUSKINGUM COUNTY



FINANCIAL SECTION



Dave Yost • Auditor of State

INDEPENDENT AUDITOR'S REPORT

Muskingum County
401 Main Street
Zanesville, Ohio 43701

To the Board of County Commissioners:

Report on the Financial Statements

We have audited the accompanying financial statements of the governmental activities, the business-type activities, the aggregate discretely presented component units, each major fund, and the aggregate remaining fund information of Muskingum County, Ohio (the County), as of and for the year ended December 31, 2012, and the related notes to the financial statements, which collectively comprise the County's basic financial statements as listed in the table of contents.

Management's Responsibility for the Financial Statements

Management is responsible for preparing and fairly presenting these financial statements in accordance with accounting principles generally accepted in the United States of America; this includes designing, implementing, and maintaining internal control relevant to preparing and fairly presenting financial statements that are free from material misstatement, whether due to fraud or error.

Auditor's Responsibility

Our responsibility is to opine on these financial statements based on our audit. We did not audit the financial statements of Muskingum Starlight Industries, Inc., which represent seven percent, 95 percent, and 71 percent, respectively, of the assets, net position, and revenues of the aggregate discretely presented component units. Those statements were audited by other auditors whose report has been furnished to us, and our opinion, insofar as it relates to the amount included for Muskingum Starlight Industries, Inc., is based solely on the report of other auditors. We audited in accordance with auditing standards generally accepted in the United States of America and the financial audit standards in the Comptroller General of the United States' *Government Auditing Standards*. Those standards require us to plan and perform the audit to reasonably assure the financial statements are free from material misstatement. The other auditors audited the financial statements of Muskingum Starlight Industries, Inc. in accordance with auditing standards generally accepted in the United States of America and not in accordance with *Government Auditing Standards*.

An audit requires obtaining evidence about financial statement amounts and disclosures. The procedures selected depend on our judgment, including assessing the risks of material financial statement misstatement, whether due to fraud or error. In assessing those risks, we consider internal control relevant to the County's preparation and fair presentation of the financial statements in order to design audit procedures that are appropriate in the circumstances, but not to the extent needed to opine on the effectiveness of the County's internal control. Accordingly, we express no opinion. An audit also includes evaluating the appropriateness of management's accounting policies and the reasonableness of their significant accounting estimates, as well as our evaluation of the overall financial statement presentation.

743 East State Street, Athens Mall Suite B, Athens, Ohio 45701-2157
Phone: 740-594-3300 or 800-441-1389 Fax: 740-594-2110

www.ohioauditor.gov

We believe the audit evidence we obtained is sufficient and appropriate to support our audit opinions.

Opinions

In our opinion, based on our audit and the report of other auditors, the financial statements referred to above present fairly, in all material respects, the respective financial position of the governmental activities, the business-type activities, the aggregate discretely presented component units, each major fund, and the aggregate remaining fund information of Muskingum County, Ohio, as of December 31, 2012, and the respective changes in financial position and where applicable, cash flows, thereof and the respective budgetary comparisons for the General, Public Assistance, County Home Levy, Starlight School Levy and Children Services Levy Funds thereof for the year then ended in accordance with the accounting principles generally accepted in the United States of America.

Emphasis of Matter

As discussed in Note 3 to the financial statements, during the year ended December 31, 2012, the County adopted the provisions of Governmental Accounting Standard No. 63, *Financial Reporting of Deferred Outflows of Resources, Deferred Inflows of Resources, and Net Position*, No. 65, *Items Previously Reported as Assets and Liabilities* and No. 69, *Government Combinations and Disposals of Government Operations*. We did not modify our opinion regarding this matter.

Other Matters

Required Supplementary Information

Accounting principles generally accepted in the United States of America require this presentation to include *Management's discussion and analysis*, as listed in the table of contents, to supplement the basic financial statements. Although this information is not part of the basic financial statements, the Governmental Accounting Standards Board considers it essential for placing the basic financial statements in an appropriate operational, economic, or historical context. We applied certain limited procedures to the required supplementary information in accordance with auditing standards generally accepted in the United States of America, consisting of inquiries of management about the methods of preparing the information and comparing the information for consistency with management's responses to our inquiries, to the basic financial statements, and other knowledge we obtained during our audit of the basic financial statements. We do not opine or provide any assurance on the information because the limited procedures do not provide us with sufficient evidence to opine or provide any other assurance.

Supplementary and Other Information

Our audit was conducted to opine on the County's basic financial statements taken as a whole. The introductory section, the financial section's combining statements, individual fund statements and schedules, and the statistical section information present additional analysis and are not a required part of the basic financial statements.

The financial section's combining statements, individual fund statements and schedules are management's responsibility, and were derived from and relate directly to the underlying accounting and other records used to prepare the basic financial statements. We subjected these statements and schedules to the auditing procedures we applied to the basic financial statements. We also applied certain additional procedures, including comparing and reconciling this information directly to the underlying accounting and other records used to prepare the basic financial statements or to the basic financial statements themselves, and other additional procedures in accordance with auditing standards generally accepted in the United States of America. In our opinion, this information is fairly stated in all material respects in relation to the basic financial statements taken as a whole.

We did not subject the introductory section and statistical section information to the auditing procedures applied in the audit of the basic financial statements and, accordingly, we express no opinion or any other assurance on them.

Other Reporting Required by Government Auditing Standards

In accordance with *Government Auditing Standards*, we have also issued our report dated June 28, 2013, on our consideration of the County's internal control over financial reporting and our tests of its compliance with certain provisions of laws, regulations, contracts and grant agreements and other matters. That report describes the scope of our internal control testing over financial reporting and compliance, and the results of that testing, and does not opine on internal control over financial reporting or on compliance. That report is an integral part of an audit performed in accordance with *Government Auditing Standards* in considering the County's internal control over financial reporting and compliance.

A handwritten signature in black ink that reads "Dave Yost". The signature is written in a cursive style with a large, looping "D" and "Y".

Dave Yost
Auditor of State

Columbus, Ohio

June 28, 2013

Muskingum County, Ohio

Management's Discussion and Analysis For the Year Ended December 31, 2012 Unaudited

Management's Discussion and Analysis (MD&A) provides the reader with a narrative overview and analysis of the County of Muskingum, Ohio's (the County) financial activities for the year ended December 31, 2012. The intent of this discussion and analysis is to look at the County's financial performance as a whole. The MD&A should be read in conjunction with the County's transmittal letter, basic financial statements, and notes to the basic financial statements to enhance their understanding of the County's financial performance.

Financial Highlights

Key financial highlights for 2012 are as follows:

- The assets and deferred outflows of resources of Muskingum County exceeded its liabilities and deferred inflows of resources at the close of the year ended December 31, 2012, by \$197,889,823 (net position). Of this amount, \$23,048,086 represents unrestricted net position that may be used to meet the County's ongoing obligations to citizens and creditors.
- The County's total net position increased by \$9,936,933 from the total net position at the beginning of the year 2012.
- At the end of the current year, the County reported unrestricted net position for governmental activities in the amount of \$15,497,843.
- At the end of the current year, the County's governmental funds reported a combined ending fund balance in the amount of \$49,933,361, an increase of \$8,492,006 from the prior year. Of this amount, \$1,337,331 is non-spendable, \$37,876,252 is restricted, \$15,202 is committed, \$3,832,353 is assigned, and \$6,872,223 is unassigned and available for spending on behalf of its citizens, as defined in Government Accounting Standards Board Statement (GASB) No. 54.
- At the end of the current year, unassigned fund balance for the General Fund was \$6,932,267, which represents 29 percent of total General Fund expenditures.

Using This Annual Financial Report

This annual report consists of a series of financial statements. These statements are organized so the reader can understand the County as a financial whole or as an entire operating entity. The statements then proceed to provide an increased detailed look at specific financial conditions. The *Statement of Net Position* and the *Statement of Activities* provide information about the activities of the whole County, presenting an aggregate view of the County's finances as well as a longer-term view of those assets.

Fund financial statements provide the next level of detail. For governmental activities, these statements tell how services were financed in the short term as well as what remains for future spending. Fund financial statements also report the County's most significant funds in more detail than the government-wide statements. Nonmajor funds are presented separately from major funds in total and in one column.

Muskingum County, Ohio

Management's Discussion and Analysis For the Year Ended December 31, 2012 Unaudited

Government-Wide Financial Statements

The government-wide financial statements are designed to provide readers with a broad overview of the County's finances, in a manner similar to a private-sector business.

Statement of Net Position

While this document contains information about the funds used by the County to provide services to our citizens, the view of the County as a whole looks at all financial transactions and asks the question, "How did we do financially during 2012?" The Statement of Net Position and the Statement of Activities answer this question.

The Statement of Net Position presents information on all of the County's assets and deferred outflows of resources, and liabilities and deferred inflows of resources, with the difference between these reported as net position.

The Statement of Activities presents information showing how the County's net position changed during the current year.

These statements are prepared using the accrual basis of accounting similar to the accounting method used by private sector companies. This basis of accounting takes into consideration all of the current year's revenues and expenses, regardless of when the cash is received or paid.

The change in net position is important because it tells the reader whether, for the County as a whole, the financial position of the County has improved or diminished. However, in evaluating the overall position of the County, nonfinancial information such as changes in the County's tax base and the condition of the County's capital assets will also need to be evaluated.

In the Statement of Net Position and the Statement of Activities, the County is divided into three kinds of activities:

Governmental Activities - Most of the County's programs and services are reported here, including general government, public safety, public works, health, and human services. These services are funded primarily by taxes and intergovernmental revenues, including federal and state grants and other shared revenues.

Business-Type Activities - These services are provided on a charge for goods or services basis to recover all or most of the cost of the services provided. The County's water and sewer systems are reported here.

Component Units - The County's financial statements include financial data of the Transportation Improvement District and the Muskingum Starlight Industries, Inc. These component units are described in the notes to the basic financial statements. The component units are separate and may buy, sell, lease, and mortgage property in their own names and can sue or be sued in their own names.

Muskingum County, Ohio

Management's Discussion and Analysis For the Year Ended December 31, 2012 Unaudited

Fund Financial Statements

A fund is a grouping of related accounts that is used to maintain control over resources that have been segregated for specific activities or objectives. The County, like other state and local governments, uses fund accounting to ensure and demonstrate compliance with finance-related legal requirements. All of the funds of the County can be divided into three categories: governmental funds, proprietary funds, and fiduciary funds. Fund financial statements provide detailed information about the County's major funds. Based on the restriction on the use of moneys, the County has established many funds that account for the multitude of services provided to its residents. The County's major/discretionary major governmental funds are the General Fund and the Public Assistance, County Home Levy, Starlight School Levy, and Children Services Levy Special Revenue Funds.

Governmental Funds - Governmental funds are used to account for essentially the same functions reported as governmental activities on the government-wide financial statements. Most of the County's basic services are reported in these funds that focus on how money flows into and out of the funds and the year end balances available for spending. These funds are reported on the modified accrual basis of accounting that measures cash and all other financial assets that can be readily converted to cash. The governmental fund statements provide a detailed short-term view of the County's general government operations and the basic services being provided, along with the financial resources available.

Because the focus of the governmental funds is narrower than that of the government-wide financial statements, it is useful to compare the information presented for governmental funds with similar information presented for governmental activities on the government-wide financial statements. By doing so, readers may better understand the long-term impact of the government's short-term financing decisions. Both the governmental fund balance sheet and the governmental fund statement of revenues, expenditures, and changes in fund balances provide a reconciliation to facilitate this comparison between governmental funds and governmental activities.

The County maintains a multitude of individual governmental funds. Information is presented separately on the governmental fund balance sheet and on the governmental fund statement of revenues, expenditures, and changes in fund balances for the major funds, which were identified earlier. Data from the other governmental funds are combined into a single, aggregated presentation. Individual fund data for each of these nonmajor governmental funds is provided in the form of combining statements elsewhere in this report.

Proprietary Funds - The County maintains two different types of proprietary funds. Enterprise funds are used to report the same functions presented as business-type activities on the government-wide financial statements. The County uses enterprise funds to account for the Sewer Fund and Water Fund operations. Internal service funds are an accounting device used to accumulate and allocate costs internally among the County's other programs and activities. The County's two self-insurance funds account for the claims and liabilities relating to the County's self-insured hospitalization program and also for the claims and liabilities relating to the County's retrospective workers' compensation program.

Muskingum County, Ohio

**Management's Discussion and Analysis
For the Year Ended December 31, 2012
Unaudited**

Fiduciary Funds - Fiduciary funds are used to account for resources held for the benefit of parties outside the County. Fiduciary funds are not reflected on the government-wide financial statements because the resources from those funds are not available to support the County's programs. The accounting method used for fiduciary funds is much like that used for the proprietary funds.

Notes to the Basic Financial Statements - The notes provide additional information that is essential to the full understanding of the data provided on the government-wide and fund financial statements.

Other Information - In addition to the basic financial statements and accompanying notes, this report also presents combining and individual fund statements and schedules.

Government-Wide Financial Analysis

Table 1 provides a summary of the County's net position for 2012 compared to 2011:

Table 1
Net Position

	Governmental Activities		Business-Type Activities		Total	
	2012	2011	2012	2011	2012	2011
Assets						
Current and Other Assets	\$84,300,394	\$84,058,374	\$8,088,981	\$13,414,316	\$92,389,375	\$97,472,690
Capital Assets, Net	101,429,275	101,966,849	71,874,423	71,942,090	173,303,698	173,908,939
<i>Total Assets</i>	<u>185,729,669</u>	<u>186,025,223</u>	<u>79,963,404</u>	<u>85,356,406</u>	<u>265,693,073</u>	<u>271,381,629</u>
Deferred Outflows of Resources						
Deferred Charge on						
Refunding	331,061	286,078	553,464	560,069	884,525	846,147
Liabilities						
Current and Other						
Liabilities	4,485,840	6,101,260	464,099	1,431,286	4,949,939	7,532,546
Long-Term Liabilities	20,762,436	23,315,360	28,335,023	34,398,379	49,097,459	57,713,739
<i>Total Liabilities</i>	<u>25,248,276</u>	<u>29,416,620</u>	<u>28,799,122</u>	<u>35,829,665</u>	<u>54,047,398</u>	<u>65,246,285</u>
Deferred Inflows of Resources						
Property Taxes not Levied to Finance						
Current Year Operations	14,640,377	19,028,601	0	0	14,640,377	19,028,601
Net Position						
Net Investment in Capital						
Assets	85,723,050	83,557,999	44,167,503	37,369,088	129,890,553	120,927,087
Restricted	44,951,184	44,109,426	0	95,010	44,951,184	44,204,436
Unrestricted	15,497,843	10,198,655	7,550,243	12,622,712	23,048,086	22,821,367
<i>Total Net Position</i>	<u>\$146,172,077</u>	<u>\$137,866,080</u>	<u>\$51,717,746</u>	<u>\$50,086,810</u>	<u>\$197,889,823</u>	<u>\$187,952,890</u>

Muskingum County, Ohio

Management's Discussion and Analysis For the Year Ended December 31, 2012 Unaudited

As noted earlier, the County's net position, when reviewed over time, may serve as a useful indicator of the County's financial position. In the case of the County, assets and deferred outflows of resources exceeded liabilities and deferred inflows of resources by \$197,889,823 (\$146,172,077 in governmental activities and \$51,717,746 in business-type activities) as of December 31, 2012.

By far, the largest portion of the County's net position (66 percent) is reflected in net investment in capital assets (e.g., land, land improvements, construction in progress, buildings, machinery, equipment, furniture and fixtures, vehicles, and infrastructure), less any related debt used to acquire those assets that is still outstanding. The County uses these capital assets to provide services to citizens; consequently, these assets are not available for future spending. Although the County's investment in its capital assets is reported net of related debt, it should be noted that the resources needed to repay this debt must be provided from other sources since the capital assets themselves cannot be used to liquidate these liabilities.

An additional portion of the County's net position, \$44,951,184, or 23 percent, represents resources that are subject to restrictions on how they can be used.

The remaining balance of unrestricted net position (11 percent) is to be used to meet the County's ongoing obligations to citizens and creditors.

The County's total net position increased by \$9,936,933 (\$8,305,997 for governmental activities and \$1,630,936 for business-type activities).

Governmental activities cash and cash equivalents increased in the amount of \$1,100,069 due to conservative spending and reduced budgets in the legislative and executive area of the County. Decreases in property taxes receivable in the amount of \$5,195,174 and deferred inflows of resources in the amount of \$4,388,224, are primarily the result of the County discontinuing operations of the County Home that was supported with a voted levy. Governmental activities intergovernmental receivables decreased in the amount of \$462,957 as a result of the timing of state and federal non-reimbursable grant funding. Internal balances between governmental and business-type activities increased in the amount of \$5,117,212 primarily due to an interfund activity note issued during the year. For this same reason, business-type activities long-term liabilities decreased \$6,063,356 largely due to the County retiring outstanding revenue bonds with an interfund loan. In addition, an advance refunding also contributed to the decrease in general obligation debt outstanding for both governmental and business-type activities.

Muskingum County, Ohio

**Management's Discussion and Analysis
For the Year Ended December 31, 2012
Unaudited**

Table 2 shows the changes in net position for 2012, compared to the changes in net position for 2011.

Table 2
Change in Net Position

	Governmental Activities		Business-Type Activities		Total	
	2012	2011	2012	2011	2012	2011
Revenues:						
Program Revenues						
Charges for Services	\$12,072,684	\$13,008,813	\$8,387,892	\$7,755,129	\$20,460,576	\$20,763,942
Operating Grants, Contributions, and Interest	24,638,285	25,402,211	0	0	24,638,285	25,402,211
Capital Grants and Contributions	2,816,953	3,680,425	817,036	1,695,301	3,633,989	5,375,726
Total Program Revenues	39,527,922	42,091,449	9,204,928	9,450,430	48,732,850	51,541,879
General Revenues						
Property Taxes	17,742,392	17,782,979	0	0	17,742,392	17,782,979
Permissive Sales Taxes	16,091,980	15,545,873	0	0	16,091,980	15,545,873
Intergovernmental	2,016,892	2,055,775	0	0	2,016,892	2,055,775
Gifts and Donations	1,900,770	0	0	0	1,900,770	0
Investment Earnings	499,606	821,921	0	0	499,606	821,921
Payments in Lieu of Taxes	319,733	349,593	0	0	319,733	349,593
Miscellaneous	583,350	939,643	135,750	62,087	719,100	1,001,730
Total General Revenues	39,154,723	37,495,784	135,750	62,087	39,290,473	37,557,871
Total Revenues	78,682,645	79,587,233	9,340,678	9,512,517	88,023,323	89,099,750
Program Expenses						
General Government						
Legislative and Executive	9,880,631	11,299,400	0	0	9,880,631	11,299,400
Judicial	6,503,597	6,579,201	0	0	6,503,597	6,579,201
Public Safety	11,557,031	11,485,089	0	0	11,557,031	11,485,089
Public Works	8,619,530	10,011,546	0	0	8,619,530	10,011,546
Health	2,767,296	2,803,072	0	0	2,767,296	2,803,072
Human Services	29,716,789	30,669,642	0	0	29,716,789	30,669,642
Interest and Fiscal Charges	658,069	549,992	0	0	658,069	549,992
Sewer	0	0	4,360,094	5,176,037	4,360,094	5,176,037
Water	0	0	4,023,353	3,698,531	4,023,353	3,698,531
Total Expenses	69,702,943	73,397,942	8,383,447	8,874,568	78,086,390	82,272,510
Increase before transfers	8,979,702	6,189,291	957,231	637,949	9,936,933	6,827,240
Transfers	(673,705)	25,268	673,705	(25,268)	0	0
Change in Net Position	8,305,997	6,214,559	1,630,936	612,681	9,936,933	6,827,240
Net Position Beginning of Year	138,623,088	132,408,529	50,374,561	49,761,880	188,997,649	182,170,409
Prior Period Adjustment	(757,008)	0	(287,751)	0	(1,044,759)	0
Total Restated Net Position Beginning of Year	137,866,080	132,408,529	50,086,810	49,761,880	187,952,890	182,170,409
Net Position End of Year	\$146,172,077	\$138,623,088	\$51,717,746	\$50,374,561	\$197,889,823	\$188,997,649

Muskingum County, Ohio

Management's Discussion and Analysis For the Year Ended December 31, 2012 Unaudited

Governmental Activities

The County's governmental net position increased by \$8,305,997. Key elements of this change are as follows.

The County's direct charges to users of governmental services made up \$12,072,684 or 15 percent of total governmental revenues. These charges are for fees for real estate transfers, deed and lease recordings, permissive motor vehicle license taxes, rent, fees associated with the collection of property taxes, fines and forfeitures related to judicial activity, and licenses and permits. Operating grants and contributions were the largest program revenues, accounting for \$24,638,285 or 31 percent of total revenues for governmental activities. The major recipients of intergovernmental revenues were the human services and public works programs. Overall program revenue decreased in the amount of \$2,563,527. Charges for services revenue decreased by \$936,129. The County discontinued the operation of the County Home during 2012 which previously generated charges for services revenue from resident care charges. Capital grants and contributions decreased by \$863,472 as a result of decreased federal and state funding restricted for the County's road and bridge programs. Permissive sales tax revenues account for \$16,091,980 or 20 percent of total governmental revenues. Permissive sales tax revenues experienced an increase from the prior year due to an increase in taxable sales in the County. Another major component of general governmental revenues is property tax revenues, which accounted for \$17,742,392 or 23 percent of total governmental revenues. Property tax revenues remained consistent with the prior year. In addition to these increases there was an unrestricted gift and donation in the amount of \$1,900,770 from the Zanesville-Muskingum County Port Authority. This donation helped the County stabilize unrestricted net position as mentioned earlier.

The County's human services programs accounted for \$29,716,789, or 43 percent of total expenses for governmental activities. Other major program expenses for governmental activities include legislative and executive programs, which accounted for \$9,880,631, or 14 percent of total expenses, public safety programs, which accounted for \$11,557,031 or 17 percent of total expenses, and public works programs, which accounted for \$8,619,530 or 12 percent of total expenses. The legislative and executive and public works programs reflect the largest changes in expenses from the previous year; a decrease in the amount of \$1,418,769 for legislative and executive and a decrease in the amount of \$1,392,016 for public works. Legislative and executive expenses decreased due to a decrease in the loss on disposal of capital assets compared to the prior year. The decrease in public works expenses was due to a decrease in operating costs associated with the county engineer's office during the year. This Department spent less on maintenance costs and more on capitalizations during the year.

Business-Type Activities

The net position for business-type activities increased \$1,630,936 during 2012. Charges for services were the largest program revenue, accounting for \$8,387,892 or 90 percent of total business-type revenues. Charges for services increased in the amount of \$632,763 mainly due to new user fees from prior year system construction. The decrease in capital grants and contributions in the amount of \$878,265 was largely due to the reduced amounts of grants related to utility improvement projects. In the previous year, monies were used to construct various sewer and water projects throughout the County. Business-type expenses decreased in the amount of \$491,121 partly due to current year depreciation of assets as compared to the prior year and a decrease of contractual services as compared to prior year amounts.

Muskingum County, Ohio

**Management's Discussion and Analysis
For the Year Ended December 31, 2012
Unaudited**

Table 3, for governmental activities, indicates the total cost of services and the net cost of services for 2012 as compared to 2011. The Statement of Activities reflects the cost of program services and the charges for services, grants, contributions, and interest offsetting those services. The net cost of services identifies the cost of those services supported by tax revenues, unrestricted intergovernmental revenues, and unrestricted interest earnings.

Table 3
Governmental Activities

	Total Cost of Services <u>2012</u>	Net Cost of Services <u>2012</u>	Total Cost of Services <u>2011</u>	Net Cost of Services <u>2011</u>
General Government				
Legislative and Executive	\$9,880,631	\$5,574,044	\$11,299,400	\$6,847,578
Judicial	6,503,597	4,677,311	6,579,201	4,828,166
Public Safety	11,557,031	8,656,231	11,485,089	7,953,481
Public Works	8,619,530	(716,497)	10,011,546	523,354
Health	2,767,296	1,943,752	2,803,072	1,902,289
Human Services	29,716,789	9,382,111	30,669,642	8,701,633
Interest and Fiscal Charges	658,069	658,069	549,992	549,992
Total Expenses	<u>\$69,702,943</u>	<u>\$30,175,021</u>	<u>\$73,397,942</u>	<u>\$31,306,493</u>

Charges for services, operating and capital grants, contributions and interest in the amount of \$39,527,922, or 57 percent of the total costs of services, were received and used to fund the governmental activities expenses of the County. The remaining \$30,175,021 in governmental expenses is funded primarily by property and permissive sales taxes, non-restricted intergovernmental revenues, non-restricted gifts and donations, interest, and miscellaneous revenues. The \$9,382,111 in net cost of services for human services demonstrates the amount of the costs of services that were not supported from state and federal resources during 2012. As such, the taxpayers have approved property tax levies for the Starlight School and Children Services programs. For public safety in 2012, the \$8,656,231 in net costs of services indicates that the permissive sales tax and property tax levies are necessary for the operation of the sheriff's department and the detention center due to insufficient program revenues for these operations. To help reduce the tax burden and increase program revenues, the County is actively pursuing contracts for the housing of prisoners from other entities outside the County. In addition, the taxpayers have approved a property tax levy for general operations of the sheriff's department. The net cost of \$5,574,044 in the legislative and executive program represents activities related to the governing body as well as activities that directly support other County programs that serve the County's residents. As a result, this program relies on the general revenues of the County to support its activities.

Financial Analysis of County Funds

As noted earlier, the County uses fund accounting to ensure and demonstrate compliance with finance-related legal requirements.

Governmental Funds - The focus of the County's governmental funds is to provide information on near-term inflows, outflows, and balances of spendable resources. Such information is useful in assessing the County's financing requirements. (GASB) Statement No. 54 established fund balance classifications that comprise a hierarchy based primarily on the extent to which a government is bound to observe constraints imposed on the use of resources reported in governmental funds. In particular, unassigned fund balance may serve as a useful measure of the County's net resources available for spending at the end of the year.

Muskingum County, Ohio

Management's Discussion and Analysis For the Year Ended December 31, 2012 Unaudited

As of December 31, 2012, the County's governmental funds reported a combined ending fund balance of \$49,933,361, an increase of \$8,492,006 in comparison with the prior year. Of that total ending fund balance, \$1,337,331 is nonspendable, \$37,876,252, is restricted, \$15,202 is committed, \$3,832,353 is assigned, and \$6,872,223 is unassigned, as defined in (GASB) Statement Number 54. Of the amount restricted, \$1,638,806 is restricted for court corrections, \$916,341 is restricted for roads and bridges, \$927,128 is restricted for human services, \$45,087 is restricted for community development, \$1,360,075 is restricted for public safety, \$20,866,380 is restricted for developmental disabilities, \$1,034,928 is restricted for health, \$65,207 is restricted for mental health, \$6,638,996 is restricted for children services, \$363,944 is restricted for debt service, \$1,679,796 is restricted for capital outlay, and \$2,339,564 is restricted for other purposes.

The General Fund is the primary operating fund of the County. At the end of 2012, unassigned fund balance was \$6,932,267, while total fund balance was \$11,332,223. As a measure of the General Fund's liquidity, it may be useful to compare both the unassigned fund balance and total fund balance to total fund expenditures. Unassigned fund balance represents 29 percent of total General Fund expenditures, while total fund balance represents 47 percent of that same amount. The fund balance increased from 2011 by \$5,512,919. This change is primarily due to increases in sales tax and gifts and donations revenue. Due to conservative spending, the General Fund realized an overall reduction in expenditures in the amount of \$965,375.

At the end of 2012, the Public Assistance Special Revenue Fund had a fund balance in the amount of \$183,700, in comparison to a fund balance of \$122,900 at the end of 2011. The overall increase in the fund balance is due to a decrease in amounts expended for the various public assistance programs.

The fund balance of the County Home Levy Special Revenue Fund at December 31, 2012 was \$0, as operations of the County Home were discontinued in 2012.

The fund balance of the Starlight School Levy Special Revenue Fund at December 31, 2012 was \$20,907,848, an increase of \$2,994,611. The overall increase was due to an increase in tax revenues during 2012 along with the cumulative effect of expenditures continuing to be significantly below revenues for the last several years.

The fund balance of the Children Services Levy Special Revenue Fund at December 31, 2012 was \$6,508,415, an increase of \$24,458 from 2011. Expenditures have increased from the prior year, however, tax revenues have also increased by amounts that allow this program to continue to maintain an adequate carryover balance into the next year.

Proprietary Funds - The County maintains two different types of proprietary funds. Enterprise funds are used to report functions presented as business-type activities on the government-wide financial statements. The County uses enterprise funds to account for Sewer Fund and Water Fund operations. Internal service funds are an accounting device used to accumulate and allocate costs internally among the County's other programs and activities. The County uses internal service funds to account for the health and workers' compensation self-insurance programs.

As of December 31, 2012, net position for the County's enterprise funds was \$51,717,746. Of that total, \$7,550,243 represents unrestricted net position that is available for spending at the County's discretion.

Muskingum County, Ohio

**Management's Discussion and Analysis
For the Year Ended December 31, 2012
Unaudited**

As of December 31, 2012, unrestricted net position in the self-insurance programs was \$1,037,379 which represents an accumulation of resources to pay future claims and payables in accordance with generally accepted accounting principles.

General Fund Budgetary Highlights

The County's budget is prepared according to Ohio law and is based on accounting for certain transactions on a basis of cash receipts, disbursements, and encumbrances. By State statute, the Board of County Commissioners adopts a temporary operating budget (temporary appropriations) for the County prior to the first day of January. The Board of County Commissioners adopts a permanent annual operating budget (permanent appropriations) for the County prior to the first day of April.

For the General Fund, there were changes from the original budget to the final budget for revenues and expenditures. Permissive sales taxes receipts were \$1,516,084 higher than estimated. Actual transfers out were less than final budgeted amounts by \$4,053,225 due to anticipated transfers to other funds and debt service payments being less than amounts that were actually necessary. Legislative and executive actual expenditures were lower than final budgeted amounts by \$1,241,674 because the County anticipated making more capital outlay expenditures during the year than what actually occurred. The County was conservative in this budget due to the uncertainty of the economy.

Capital Assets and Debt Administration

Capital Assets - The County's capital assets for governmental and business-type activities as of December 31, 2012, were \$173,303,698 (net of accumulated depreciation). This includes land, land improvements, construction in progress, buildings, machinery, equipment, furniture and fixtures, vehicles, and infrastructure. Total capital assets decreased in the amount of \$605,241. This decrease is the result of current year depreciation exceeding current year capitalizations. For business-type activities, major capital asset additions during 2012 included additional work relating to various sanitary sewer and waterline extension projects throughout the County. Table 4 provides a comparison of capital assets as of the end of 2011 and 2012. In addition, Note 10 (Capital Assets) provides capital asset activity during 2012.

Table 4
Capital Assets
(Net of Depreciation)

	Governmental Activities		Business-Type Activities		Total	
	2012	2011	2012	2011	2012	2011
Land	\$6,676,894	\$6,676,894	\$199,100	\$199,100	\$6,875,994	\$6,875,994
Land Improvements	33,951,070	33,951,070	0	0	33,951,070	33,951,070
Construction in Progress	32,920	1,883,335	1,126,453	2,086,807	1,159,373	3,970,142
Buildings	30,379,180	29,280,962	387,887	396,830	30,767,067	29,677,792
Machinery, Equipment, Furniture and Fixtures	1,171,860	1,267,198	360,359	101,908	1,532,219	1,369,106
Vehicles	1,627,092	1,681,356	46,331	67,962	1,673,423	1,749,318
Infrastructure	27,590,259	27,226,034	69,754,293	69,089,483	97,344,552	96,315,517
Total Capital Assets	\$101,429,275	\$101,966,849	\$71,874,423	\$71,942,090	\$173,303,698	\$173,908,939

Long-Term Debt - As of December 31, 2012, the County had total debt outstanding in the amount of \$45,457,865, \$17,225,964 in governmental activities and \$28,231,901 in business-type activities. Table 5 outlines the long-term debt held by the County during 2012 and 2011.

Muskingum County, Ohio

Management's Discussion and Analysis For the Year Ended December 31, 2012 Unaudited

Table 5
Long-Term Debt

	Governmental Activities		Business-Type Activities		Total	
	2012	2011	2012	2011	2012	2011
General Obligation Bonds	\$10,463,165	\$11,496,893	\$17,006,598	\$17,830,907	\$27,469,763	\$29,327,800
Special Assessment Debt	565,315	628,579	0	0	565,315	628,579
Long-Term Bond						
Anticipation Notes	0	400,000	0		0	400,000
Revenue Bonds	0	0	0	5,329,400	0	5,329,400
OWDA Loans	0	0	11,225,303	11,139,921	11,225,303	11,139,921
Contracts Payable	5,587,831	6,235,926	0	0	5,587,831	6,235,926
Capital Leases	609,653	732,653	0	0	609,653	732,653
Total Long-Term Debt	<u>\$17,225,964</u>	<u>\$19,494,051</u>	<u>\$28,231,901</u>	<u>\$34,300,228</u>	<u>\$45,457,865</u>	<u>\$53,794,279</u>

In addition to the above debt, the County's long-term obligations include compensated absences and claims payable. Additional information on the County's long-term debt can be found in Note 17 of this report. The County's total unvoted legal debt margin at December 31, 2012, is \$10,507,608.

Moody's Investors Service, Inc. has assigned an underlying rating of Aa3 to the outstanding general obligation debt of the County. However, an Aaa credit rating was listed on the bonds since the County purchased insurance guaranteeing bond payments.

Economic Factors

The average unemployment rate for the County in 2012 was 9.7 percent, which is a decrease from 11.6 percent in 2011. This rate exceeds the State's average rate for 2012 of 6.7 percent and the average 2012 national rate of 7.8 percent. The decrease is reflective of the overall improving economy.

The County's \$1.668 billion tax base has increased from the prior year. This is attributable to a major gas transmission line's value being increased pursuant to a resolution of a claim filed with the Ohio Department of Taxation. This increase represents four percent of the assessed valuation from the prior year and supports the real property values within the County have risen steadily and reached an all time high.

The various economic factors were considered in the preparation of the County's 2012 budget, and will be considered in the preparation of future budgets. Appropriate measures will be taken to ensure spending is within available resources.

A further discussion of the County and the economic factors which affect the County and its operations can be found in the transmittal letter of this report.

Requests for Information

This financial report is designed to provide a general overview of the County's finances for all those with an interest in the government's finances. Questions concerning any of the information provided in this report or requests for additional information should be addressed to Debra J. Nye, Muskingum County Auditor, 401 Main Street, Zanesville, Ohio 43701.

Muskingum County, Ohio
Statement of Net Position
December 31, 2012

	Primary Government			Component Units	
	Governmental Activities	Business - Type Activities	Total	Transportation Improvement District	Muskingum Starlight Industries, Inc.
Assets					
Equity in Pooled Cash and Cash Equivalents	\$43,870,267	\$8,769,072	\$52,639,339	\$13,262	\$0
Cash and Cash Equivalents in Segregated Accounts	1,594	0	1,594	0	0
Cash and Cash Equivalents with Fiscal Agents	2,712,450	0	2,712,450	0	0
Cash and Cash Equivalents	0	0	0	0	199,049
Investments	0	0	0	0	91,874
Prepaid Items	419,896	18,556	438,452	0	4,380
Materials and Supplies Inventory	732,069	1,798	733,867	0	52,930
Permissive Motor Vehicle License Tax Receivable	33,098	0	33,098	0	0
Permissive Sales Taxes Receivable	4,455,126	0	4,455,126	0	0
Accounts Receivable	529,849	4,164,046	4,693,895	0	36,843
Intergovernmental Receivable	7,758,237	382,925	8,141,162	0	0
Accrued Interest Receivable	98,008	0	98,008	0	0
Interest Receivable	0	0	0	57,190	0
Internal Balances	5,247,416	(5,247,416)	0	0	0
Property Taxes Receivable	17,498,788	0	17,498,788	0	0
Loans Receivable	299,229	0	299,229	0	0
Special Assessments Receivable	312,038	0	312,038	0	0
Due from Primary Government	0	0	0	0	14,119
Contracts Receivable from Primary Government	0	0	0	5,587,831	0
Payments in Lieu of Taxes Receivable	332,329	0	332,329	0	0
Non-Depreciable Capital Assets	40,660,884	1,325,553	41,986,437	0	0
Depreciable Capital Assets, Net	60,768,391	70,548,870	131,317,261	0	36,018
<i>Total Assets</i>	<u>185,729,669</u>	<u>79,963,404</u>	<u>265,693,073</u>	<u>5,658,283</u>	<u>435,213</u>
Deferred Outflows of Resources					
Deferred Charge on Refunding	331,061	553,464	884,525	0	0
Liabilities					
Matured Compensated Absences Payable	182,579	0	182,579	0	0
Accrued Wages and Benefits	1,171,574	34,648	1,206,222	0	3,791
Accounts Payable	643,404	118,798	762,202	144	16,820
Contracts Payable	0	21,591	21,591	0	0
Intergovernmental Payable	1,303,282	156,738	1,460,020	0	18
Custodial Payables	0	0	0	0	168,383
Accrued Interest Payable	31,308	57,666	88,974	57,190	0
Retainage Payable	0	40,080	40,080	0	0
Claims Payable	979,437	0	979,437	0	0
Unearned Revenue	20,137	0	20,137	0	0
Notes Payable	140,000	0	140,000	0	0
Due to Component Unit	14,119	0	14,119	0	0
Customer Deposits Payable	0	34,578	34,578	0	0
Long-Term Liabilities:					
Due Within One Year	3,584,939	1,398,788	4,983,727	669,329	0
Due In More Than One Year	17,177,497	26,936,235	44,113,732	4,918,502	17,299
<i>Total Liabilities</i>	<u>25,248,276</u>	<u>28,799,122</u>	<u>54,047,398</u>	<u>5,645,165</u>	<u>206,311</u>
Deferred Inflows of Resources					
Property Taxes not Levied to Finance					
Current Year Operations	14,640,377	0	14,640,377	0	0
Net Position					
Net Investment in Capital Assets	85,723,050	44,167,503	129,890,553	0	18,719
Restricted for:					
Capital Projects	1,719,504	0	1,719,504	0	0
Debt Service	67,826	0	67,826	0	0
Road and Bridge Projects	3,302,057	0	3,302,057	0	0
Starlight School Program	23,152,485	0	23,152,485	0	0
Children Services Program	7,373,705	0	7,373,705	0	0
Tuberculosis Clinic Program	1,199,415	0	1,199,415	0	0
Court Corrections	1,617,646	0	1,617,646	0	0
Real Estate Assessment	1,363,677	0	1,363,677	0	0
Other Purposes	5,154,869	0	5,154,869	0	168,383
Unrestricted	15,497,843	7,550,243	23,048,086	13,118	41,800
<i>Total Net Position</i>	<u>\$146,172,077</u>	<u>\$51,717,746</u>	<u>\$197,889,823</u>	<u>\$13,118</u>	<u>\$228,902</u>

See accompanying notes to the basic financial statements

Muskingum County, Ohio
Statement of Activities
For the Year Ended December 31, 2012

	Program Revenues			
	Expenses	Charges for Services	Operating Grants, Contributions, and Interest	Capital Grants and Contributions
Primary Government:				
Governmental Activities:				
General Government:				
Legislative and Executive	\$9,880,631	\$4,189,463	\$105,929	\$11,195
Judicial	6,503,597	1,540,628	285,658	0
Public Safety	11,557,031	1,674,033	1,226,767	0
Public Works	8,176,610	363,971	5,725,908	2,775,213
Public Works - Intergovernmental	442,920	470,935	0	0
Health	1,416,721	443,454	132,602	0
Health - Intergovernmental	1,350,575	0	247,488	0
Human Services	29,716,789	3,390,200	16,913,933	30,545
Interest and Fiscal Charges	658,069	0	0	0
<i>Total Governmental Activities</i>	69,702,943	12,072,684	24,638,285	2,816,953
Business-Type Activities:				
Sewer	4,360,094	4,440,771	0	42,044
Water	4,023,353	3,947,121	0	774,992
<i>Total Business-Type Activities</i>	8,383,447	8,387,892	0	817,036
<i>Total Primary Government</i>	\$78,086,390	\$20,460,576	\$24,638,285	\$3,633,989
Component Units:				
Transportation Improvement District	\$389,332	\$190,809	\$187,205	\$0
Muskingum Starlight Industries, Inc.	973,271	464,420	2,060	0
<i>Total Component Units</i>	\$1,362,603	\$655,229	\$189,265	\$0

General Revenues

Property Taxes Levied for:
 General Purposes
 Public Safety - Sheriff Levy
 Health - Tuberculosis
 Health - Mental Health
 Human Services - Senior Citizens
 Human Services - County Home
 Human Services - Starlight School
 Human Services - Children Services
Sales Taxes Levied for General Purposes
Grants and Entitlements not Restricted to Specific Programs
Gifts and Donations not Restricted to Specific Programs
Investment Earnings
Payments in Lieu of Taxes
Miscellaneous
In-Kind Contribution
Total General Revenues

Transfers

Total General Revenues and Transfers

Change in Net Position

Net Position Beginning of Year - Restated (See Note 3)

Net Position End of Year

See accompanying notes to the basic financial statements

Net (Expense) Revenue and
Change in Net Position

Primary Government			Component Units	
Governmental Activities	Business - Type Activities	Total	Transportation Improvement District	Muskingum Starlight Industries, Inc.
(\$5,574,044)	\$0	(\$5,574,044)	\$0	\$0
(4,677,311)	0	(4,677,311)	0	0
(8,656,231)	0	(8,656,231)	0	0
688,482	0	688,482	0	0
28,015	0	28,015	0	0
(840,665)	0	(840,665)	0	0
(1,103,087)	0	(1,103,087)	0	0
(9,382,111)	0	(9,382,111)	0	0
(658,069)	0	(658,069)	0	0
<u>(30,175,021)</u>	<u>0</u>	<u>(30,175,021)</u>	<u>0</u>	<u>0</u>
0	122,721	122,721	0	0
0	698,760	698,760	0	0
0	821,481	821,481	0	0
<u>(30,175,021)</u>	<u>821,481</u>	<u>(29,353,540)</u>	<u>0</u>	<u>0</u>
0	0	0	(11,318)	0
0	0	0	0	(506,791)
0	0	0	(11,318)	(506,791)
3,262,939	0	3,262,939	0	0
449,364	0	449,364	0	0
550,858	0	550,858	0	0
1,100,425	0	1,100,425	0	0
658,093	0	658,093	0	0
2,628,985	0	2,628,985	0	0
6,337,405	0	6,337,405	0	0
2,754,323	0	2,754,323	0	0
16,091,980	0	16,091,980	0	0
2,016,892	0	2,016,892	0	0
1,900,770	0	1,900,770	0	0
499,606	0	499,606	0	11,185
319,733	0	319,733	0	0
583,350	135,750	719,100	0	4,624
0	0	0	0	455,501
<u>39,154,723</u>	<u>135,750</u>	<u>39,290,473</u>	<u>0</u>	<u>471,310</u>
<u>(673,705)</u>	<u>673,705</u>	<u>0</u>	<u>0</u>	<u>0</u>
<u>38,481,018</u>	<u>809,455</u>	<u>39,290,473</u>	<u>0</u>	<u>471,310</u>
8,305,997	1,630,936	9,936,933	(11,318)	(35,481)
<u>137,866,080</u>	<u>50,086,810</u>	<u>187,952,890</u>	<u>24,436</u>	<u>264,383</u>
<u>\$146,172,077</u>	<u>\$51,717,746</u>	<u>\$197,889,823</u>	<u>\$13,118</u>	<u>\$228,902</u>

Muskingum County, Ohio
Balance Sheet
Governmental Funds
December 31, 2012

	General	Public Assistance	County Home Levy	Starlight School Levy
Assets				
Equity in Pooled Cash and Cash Equivalents	\$8,335,952	\$653,181	\$2,153,925	\$13,311,662
Cash and Cash Equivalents in Segregated Accounts	0	0	0	0
Cash and Cash Equivalents with Fiscal Agents	0	0	0	2,712,450
Restricted Cash and Cash Equivalents	149,366	0	0	0
Receivables:				
Property Taxes	3,746,775	0	0	7,278,852
Payments in Lieu of Taxes	105,431	0	0	22,082
Permissive Sales Taxes	4,455,126	0	0	0
Permissive Motor Vehicle License Tax	0	0	0	0
Accounts	375,586	0	0	2,083
Accrued Interest	98,008	0	0	0
Intergovernmental	1,226,086	10,041	0	1,513,368
Interfund	2,498,902	51,341	0	5,100,000
Special Assessments	0	0	0	0
Loans	36,000	0	0	0
Materials and Supplies Inventory	147,063	18,344	0	24,683
Prepaid Items	219,972	18,823	0	16,785
<i>Total Assets</i>	<u>\$21,394,267</u>	<u>\$751,730</u>	<u>\$2,153,925</u>	<u>\$29,981,965</u>
Liabilities				
Accounts Payable	\$267,168	\$39,403	\$0	\$26,031
Accrued Interest Payable	0	0	0	0
Accrued Wages and Benefits	487,634	143,636	2,237	155,677
Matured Compensated Absences Payable	53,628	63,424	0	15,596
Interfund Payable	295,927	138,444	2,095,958	87,962
Intergovernmental Payable	426,862	104,310	55,730	75,757
Due to Component Unit	1,244	0	0	12,875
Unearned Revenue	0	20,137	0	0
Notes Payable	0	0	0	0
<i>Total Liabilities</i>	<u>1,532,463</u>	<u>509,354</u>	<u>2,153,925</u>	<u>373,898</u>
Deferred Inflows of Resources				
Property Taxes not Levied to Finance				
Current Year Operations	3,134,979	0	0	6,078,953
Unavailable Revenue	5,394,602	58,676	0	2,621,266
<i>Total Deferred Inflows of Resources</i>	<u>8,529,581</u>	<u>58,676</u>	<u>0</u>	<u>8,700,219</u>
Fund Balances				
Nonspendable	552,401	37,167	0	41,468
Restricted	0	146,533	0	20,866,380
Committed	15,202	0	0	0
Assigned	3,832,353	0	0	0
Unassigned (Deficit)	6,932,267	0	0	0
<i>Total Fund Balances</i>	<u>11,332,223</u>	<u>183,700</u>	<u>0</u>	<u>20,907,848</u>
<i>Total Liabilities, Deferred Inflows of Resources, and Fund Balances</i>	<u>\$21,394,267</u>	<u>\$751,730</u>	<u>\$2,153,925</u>	<u>\$29,981,965</u>

See accompanying notes to the basic financial statements

Children Services Levy	Other Governmental Funds	Total Governmental Funds
\$6,898,130	\$10,496,123	\$41,848,973
0	1,594	1,594
0	0	2,712,450
0	0	149,366
3,236,033	3,237,128	17,498,788
8,833	195,983	332,329
0	0	4,455,126
0	33,098	33,098
340	86,969	464,978
0	0	98,008
911,961	4,034,931	7,696,387
0	130	7,650,373
0	312,038	312,038
0	263,229	299,229
25,121	516,858	732,069
322	163,994	419,896
<u>\$11,080,740</u>	<u>\$19,342,075</u>	<u>\$84,704,702</u>
\$114,582	\$196,220	\$643,404
0	1,830	1,830
122,993	259,397	1,171,574
64	49,867	182,579
106,292	402,231	3,126,814
91,557	167,801	922,017
0	0	14,119
0	0	20,137
0	140,000	140,000
<u>435,488</u>	<u>1,217,346</u>	<u>6,222,474</u>
2,715,314	2,711,131	14,640,377
<u>1,421,523</u>	<u>4,412,423</u>	<u>13,908,490</u>
<u>4,136,837</u>	<u>7,123,554</u>	<u>28,548,867</u>
25,443	680,852	1,337,331
6,482,972	10,380,367	37,876,252
0	0	15,202
0	0	3,832,353
0	(60,044)	6,872,223
<u>6,508,415</u>	<u>11,001,175</u>	<u>49,933,361</u>
<u>\$11,080,740</u>	<u>\$19,342,075</u>	<u>\$84,704,702</u>

Muskingum County, Ohio
Reconciliation of Total Governmental Fund Balances to
Net Position of Governmental Activities
December 31, 2012

Total Governmental Fund Balances \$49,933,361

Amounts reported for governmental activities in the statement of net position are different because:

Capital assets used in governmental activities are not financial resources and therefore are not reported in the funds. 101,429,275

Other long-term assets are not available to pay for current-period expenditures and therefore are reported as deferred inflows of resources in the funds:

Delinquent Property Taxes	2,858,411	
Payments in Lieu of Taxes	332,329	
Permissive Sales Taxes	3,091,517	
Special Assessments	312,038	
Intergovernmental	6,500,394	
Interest	56,621	
Charges for Services	688,442	
Fines and Forfeitures	23,707	
Rent	32,582	
Other	12,449	
Total	13,908,490	13,908,490

Internal service funds are used by management to charge the costs of insurance and workers' compensation to individual funds. The assets and liabilities of the internal service funds are included in governmental activities in the statement of net position. 1,037,379

Deferred outflows of resources represent deferred charges on refundings which do not provide current financial resources and therefore are not reported in the funds. 331,061

In the statement of activities, interest is accrued on outstanding bonds, whereas in governmental funds, an interest expenditure is reported when due. (29,478)

Long-term liabilities are not due and payable in the current period and therefore are not reported in the funds:

General Obligation Bonds	(10,463,165)	
Special Assessments Bonds	(565,315)	
Compensated Absences	(3,212,047)	
Long-Term Contracts Payable	(5,587,831)	
Capital Leases	(609,653)	
Total	(20,438,011)	(20,438,011)

Net Position of Governmental Activities **\$146,172,077**

See accompanying notes to the basic financial statements

This page intentionally left blank

Muskingum County, Ohio
Statement of Revenues, Expenditures, and Changes in Fund Balances
Governmental Funds
For the Year Ended December 31, 2012

	General	Public Assistance	County Home Levy	Starlight School Levy
Revenues				
Property Taxes	\$3,286,677	\$0	\$3,307,675	\$6,392,939
Special Assessments	0	0	0	0
Permissive Sales Taxes	16,245,827	0	0	0
Permissive Motor Vehicle License Tax	0	0	0	0
Charges for Services	4,129,195	944,907	622,342	40,614
Licenses and Permits	517,914	0	0	0
Fines and Forfeitures	388,712	0	0	0
Intergovernmental	2,340,185	6,993,172	399,422	4,004,726
Interest	499,194	0	0	3,736
Payments in Lieu of Taxes	106,505	0	12,061	24,122
Rent	319,209	0	0	0
Contributions and Donations	1,900,770	0	100	13,732
Other	372,217	22,520	12,004	6,740
<i>Total Revenues</i>	<u>30,106,405</u>	<u>7,960,599</u>	<u>4,353,604</u>	<u>10,486,609</u>
Expenditures				
Current:				
General Government:				
Legislative and Executive	7,700,760	0	0	0
Judicial	6,112,241	0	0	0
Public Safety	8,685,191	0	0	0
Public Works	134,509	0	0	0
Health	424,385	0	0	0
Human Services	514,669	8,180,555	2,805,735	7,491,998
Capital Outlay	127,865	17,467	0	0
Intergovernmental	386,947	0	0	0
Debt Service:				
Principal Retirement	123,937	5,978	0	0
Refunded Bond Anticipation Note Redeemed	0	0	0	0
Interest and Fiscal Charges	7,410	3,215	0	0
Issuance Costs	0	0	0	0
<i>Total Expenditures</i>	<u>24,217,914</u>	<u>8,207,215</u>	<u>2,805,735</u>	<u>7,491,998</u>
 <i>Excess of Revenues Over (Under) Expenditures</i>	 <u>5,888,491</u>	 <u>(246,616)</u>	 <u>1,547,869</u>	 <u>2,994,611</u>
Other Financing Sources (Uses)				
Refunding Bonds Issued	0	0	0	0
OWDA Loans Issued	0	0	0	0
Premium on Refunding Bonds Issued	0	0	0	0
Proceeds from the Sale of Capital Assets	15,816	0	0	0
Inception of a Capital Lease	127,865	17,467	0	0
Transfers In	4,052,756	289,949	0	0
Payment to Refunded Bond Escrow Agent	0	0	0	0
Transfers Out	(4,572,009)	0	(4,052,756)	0
<i>Total Other Financing Sources (Uses)</i>	<u>(375,572)</u>	<u>307,416</u>	<u>(4,052,756)</u>	<u>0</u>
Special Item				
Discontinued Operations	0	0	(425,366)	0
 <i>Net Change in Fund Balances</i>	 5,512,919	 60,800	 (2,930,253)	 2,994,611
Fund Balances at Beginning of Year	<u>5,819,304</u>	<u>122,900</u>	<u>2,930,253</u>	<u>17,913,237</u>
 <i>Fund Balances at End of Year</i>	 <u>\$11,332,223</u>	 <u>\$183,700</u>	 <u>\$0</u>	 <u>\$20,907,848</u>

See accompanying notes to the basic financial statements

Children Services Levy	Other Governmental Funds	Total Governmental Funds
\$2,776,557	\$2,785,494	\$18,549,342
0	17,546	17,546
0	0	16,245,827
0	470,935	470,935
1,254,250	2,663,504	9,654,812
0	245,482	763,396
0	397,183	785,895
2,401,548	13,930,726	30,069,779
0	22,209	525,139
9,649	222,815	375,152
0	219,332	538,541
11,372	16,460	1,942,434
58,214	102,593	574,288
<u>6,511,590</u>	<u>21,094,279</u>	<u>80,513,086</u>

0	1,274,993	8,975,753
0	315,451	6,427,692
0	2,504,128	11,189,319
0	9,376,526	9,511,035
0	930,850	1,355,235
6,487,132	3,815,016	29,295,105
0	59,112	204,444
0	1,406,548	1,793,495
0	1,246,118	1,376,033
0	400,000	400,000
0	455,250	465,875
0	45,758	45,758
<u>6,487,132</u>	<u>21,829,750</u>	<u>71,039,744</u>

<u>24,458</u>	<u>(735,471)</u>	<u>9,473,342</u>
---------------	------------------	------------------

0	1,785,000	1,785,000
0	60,000	60,000
0	77,727	77,727
0	0	15,816
0	11,697	157,029
0	4,586,870	8,929,575
0	(1,977,837)	(1,977,837)
0	(978,515)	(9,603,280)
<u>0</u>	<u>3,564,942</u>	<u>(555,970)</u>

<u>0</u>	<u>0</u>	<u>(425,366)</u>
----------	----------	------------------

24,458	2,829,471	8,492,006
--------	-----------	-----------

<u>6,483,957</u>	<u>8,171,704</u>	<u>41,441,355</u>
------------------	------------------	-------------------

<u>\$6,508,415</u>	<u>\$11,001,175</u>	<u>\$49,933,361</u>
--------------------	---------------------	---------------------

Muskingum County, Ohio
Reconciliation of the Statement of Revenues, Expenditures, and Changes in Fund Balances
of Governmental Funds to the Statement of Activities
For the Year Ended December 31, 2012

Net Change in Fund Balances - Governmental Funds \$8,492,006

Amounts reported for governmental activities in the statement of activities are different because:

Governmental funds report capital outlays as expenditures. However, in the statement of activities, the cost of those assets is allocated over their estimated useful lives as depreciation expense. This is the amount by which capital outlay and capital contributions exceeded depreciation in the current period:

Capital Asset Additions - Capital Outlay	3,507,929	
Capital Asset Additions - Capital Contributions	41,740	
Current Year Depreciation	<u>(3,378,138)</u>	171,531

Governmental funds only report the disposal of assets to the extent proceeds are received from the sale. In the statement of activities, a gain or loss is reported for each disposal. This is the amount of the loss on disposal of assets. (709,105)

Revenues and expenses in the statement of activities that do not provide current financial resources are not reported as revenues in the funds:

Property Taxes	(806,950)	
Special Assessments	(17,546)	
Permissive Sales Taxes	(153,847)	
Payments in Lieu of Taxes	(55,419)	
Charges for Services	(172,428)	
Fines and Forfeitures	(998)	
Intergovernmental	(743,006)	
Interest	(20,388)	
Rent	32,531	
Contributions and Donations	(52)	
Other	<u>9,062</u>	(1,929,041)

Repayments of principal and current refundings are expenditures in the governmental funds, but the repayments reduce long-term liabilities in the statement of net position:

General Obligation Bonds	972,000	
Special Assessment Bonds	64,004	
OWDA Loans	60,000	
Long-Term Bond Anticipation Notes	400,000	
Capital Leases	<u>280,029</u>	1,776,033

Payment to refunded bond escrow agent is an other financing use in the governmental funds, but the payment reduces long-term liabilities and deferred inflows of resources in the statement of net position. 1,977,837

Some expenses reported in the statement of activities do not require the use of current financial resources and therefore are not reported as expenditures in the governmental funds:

Accrued interest	(183,055)	
Amortization of deferred amount on refunding	(17,854)	
Amortization of bond premium	<u>8,715</u>	(192,194)

Long-term debt proceeds are other financing sources in the governmental funds, but the issuance increases the long-term liabilities on the statement of net position:

Proceeds of General Obligation Refunding Bonds	(1,785,000)	
Bond Premium	(77,727)	
Proceeds of OWDA Loans	<u>(60,000)</u>	(1,922,727)

Inception of a capital lease is reported as an other financing source in the governmental funds, but the inception increases long-term liabilities on the statement of net position. (157,029)

Some expenses reported in the statement of activities do not require the use of current financial resources and therefore are not reported as expenditures in governmental funds:

Compensated Absences Payable	287,244	
Long-Term Contracts Payable	<u>648,095</u>	935,339

The internal service funds used by management to charge the costs of insurance to individual funds are not reported in the statement of activities. Governmental fund expenditures and the related internal service funds' revenues are eliminated. The net change of the internal service funds is allocated among governmental activities. (136,653)

Change in Net Position of Governmental Activities \$8,305,997

See accompanying notes to the basic financial statements

Muskingum County, Ohio
Statement of Revenues, Expenditures, and Changes
In Fund Balance - Budget (Non-GAAP Basis) and Actual
General Fund
For the Year Ended December 31, 2012

	Budgeted Amounts			Variance with Final Budget Positive (Negative)
	Original	Final	Actual	
Revenues				
Property Taxes	\$3,030,310	\$3,244,740	\$3,245,304	\$564
Permissive Sales Taxes	13,500,000	14,644,794	16,160,878	1,516,084
Charges for Services	3,251,779	3,764,533	4,125,945	361,412
Licenses and Permits	330,350	330,050	515,888	185,838
Fines and Forfeitures	327,556	343,800	392,129	48,329
Intergovernmental	1,833,585	1,923,392	2,207,203	283,811
Interest	550,100	576,100	543,576	(32,524)
Payments in Lieu of Taxes	110,000	110,000	106,505	(3,495)
Rent	285,925	285,925	316,075	30,150
Contributions and Donations	1,900,770	1,900,770	1,900,770	0
Other	21,000	366,523	370,658	4,135
<i>Total Revenues</i>	<u>25,141,375</u>	<u>27,490,627</u>	<u>29,884,931</u>	<u>2,394,304</u>
Expenditures				
Current:				
General Government:				
Legislative and Executive	8,822,442	9,234,013	7,992,339	1,241,674
Judicial	6,158,726	6,413,438	6,257,552	155,886
Public Safety	9,047,350	9,053,442	8,851,654	201,788
Public Works	141,062	141,843	137,197	4,646
Health	425,150	426,900	424,385	2,515
Human Services	574,385	574,336	523,205	51,131
Intergovernmental	837,053	666,065	386,947	279,118
Debt Service:				
Principal Retirement	123,937	123,937	123,937	0
Interest and Fiscal Charges	7,410	7,410	7,410	0
<i>Total Expenditures</i>	<u>26,137,515</u>	<u>26,641,384</u>	<u>24,704,626</u>	<u>1,936,758</u>
<i>Excess of Revenues Over (Under) Expenditures</i>	<u>(996,140)</u>	<u>849,243</u>	<u>5,180,305</u>	<u>4,331,062</u>
Other Financing Sources (Uses)				
Proceeds from the Sale of Capital Assets	0	7,500	15,816	8,316
Advances In	0	0	2,207,952	2,207,952
Advances Out	0	0	(569,152)	(569,152)
Transfers In	15,000	3,922,341	2,000,000	(1,922,341)
Transfers Out	(3,132,500)	(8,659,972)	(4,606,747)	4,053,225
<i>Total Other Financing Sources (Uses)</i>	<u>(3,117,500)</u>	<u>(4,730,131)</u>	<u>(952,131)</u>	<u>3,778,000</u>
<i>Net Change in Fund Balance</i>	<u>(4,113,640)</u>	<u>(3,880,888)</u>	<u>4,228,174</u>	<u>8,109,062</u>
Fund Balance at Beginning of Year	3,141,654	3,141,654	3,141,654	0
Prior Year Encumbrances Appropriated	<u>427,857</u>	<u>427,857</u>	<u>427,857</u>	<u>0</u>
<i>Fund Balance (Deficit) at End of Year</i>	<u><u>(\$544,129)</u></u>	<u><u>(\$311,377)</u></u>	<u><u>\$7,797,685</u></u>	<u><u>\$8,109,062</u></u>

See accompanying notes to the basic financial statements

Muskingum County, Ohio
Statement of Revenues, Expenditures, and Changes
In Fund Balance - Budget (Non-GAAP Basis) and Actual
Public Assistance Fund
For the Year Ended December 31, 2012

	Budgeted Amounts		Actual	Variance with Final Budget Positive (Negative)
	Original	Final		
Revenues				
Charges for Services	\$665,129	\$920,129	\$944,907	\$24,778
Intergovernmental	5,653,685	7,555,289	7,063,987	(491,302)
Other	0	0	19,814	19,814
<i>Total Revenues</i>	<u>6,318,814</u>	<u>8,475,418</u>	<u>8,028,708</u>	<u>(446,710)</u>
Expenditures				
Current:				
Human Services	6,642,887	8,999,519	8,259,122	740,397
Debt Service:				
Principal Retirement	5,978	5,978	5,978	0
Interest and Fiscal Charges	3,215	3,215	3,215	0
<i>Total Expenditures</i>	<u>6,652,080</u>	<u>9,008,712</u>	<u>8,268,315</u>	<u>740,397</u>
<i>Excess of Revenues Over (Under) Expenditures</i>	(333,266)	(533,294)	(239,607)	293,687
Other Financing Source				
Transfers In	281,085	311,085	365,321	54,236
<i>Net Change in Fund Balance</i>	(52,181)	(222,209)	125,714	347,923
Fund Balance at Beginning of Year	161,834	161,834	161,834	0
Prior Year Encumbrances Appropriated	232,181	232,181	232,181	0
<i>Fund Balance at End of Year</i>	<u>\$341,834</u>	<u>\$171,806</u>	<u>\$519,729</u>	<u>\$347,923</u>

See accompanying notes to the basic financial statements

Muskingum County, Ohio
Statement of Revenues, Expenditures, and Changes
In Fund Balance - Budget (Non-GAAP Basis) and Actual
County Home Levy Fund
For the Year Ended December 31, 2012

	Budgeted Amounts		Actual	Variance with Final Budget Positive (Negative)
	Original	Final		
Revenues				
Property Taxes	\$2,868,236	\$2,868,236	\$3,422,585	\$554,349
Charges for Services	1,163,700	1,163,700	622,342	(541,358)
Intergovernmental	724,948	724,948	399,422	(325,526)
Payments in Lieu of Taxes	19,307	19,307	12,061	(7,246)
Contributions and Donations	350	350	100	(250)
Other	12,207	12,207	12,004	(203)
<i>Total Revenues</i>	4,788,748	4,788,748	4,468,514	(320,234)
Expenditures				
Current:				
Human Services	4,859,183	4,877,295	3,359,413	1,517,882
<i>Excess of Revenues Over (Under) Expenditures</i>	(70,435)	(88,547)	1,109,101	1,197,648
Other Financing Use				
Transfers Out	0	(2,000,000)	(2,000,000)	0
<i>Net Change in Fund Balance</i>	(70,435)	(2,088,547)	(890,899)	1,197,648
Fund Balance at Beginning of Year	2,969,869	2,969,869	2,969,869	0
Prior Year Encumbrances Appropriated	70,435	70,435	70,435	0
<i>Fund Balance at End of Year</i>	\$2,969,869	\$951,757	\$2,149,405	\$1,197,648

See accompanying notes to the basic financial statements

Muskingum County, Ohio
Statement of Revenues, Expenditures, and Changes
In Fund Balance - Budget (Non-GAAP Basis) and Actual
Starlight School Levy Fund
For the Year Ended December 31, 2012

	<u>Budgeted Amounts</u>		<u>Actual</u>	Variance with Final Budget Positive (Negative)
	<u>Original</u>	<u>Final</u>		
Revenues				
Property Taxes	\$5,358,179	\$5,358,179	\$6,296,722	\$938,543
Charges for Services	35,400	35,400	40,614	5,214
Intergovernmental	3,176,624	3,405,780	3,938,098	532,318
Interest	0	0	3,736	3,736
Payments in Lieu of Taxes	36,050	36,050	24,122	(11,928)
Contributions and Donations	15,000	15,000	12,512	(2,488)
Other	1,500	11,500	6,740	(4,760)
<i>Total Revenues</i>	<u>8,622,753</u>	<u>8,861,909</u>	<u>10,322,544</u>	<u>1,460,635</u>
Expenditures				
Current:				
Human Services	<u>8,870,136</u>	<u>9,166,921</u>	<u>7,605,853</u>	<u>1,561,068</u>
<i>Net Change in Fund Balance</i>	(247,383)	(305,012)	2,716,691	3,021,703
Fund Balance at Beginning of Year	17,811,216	17,811,216	17,811,216	0
Prior Year Encumbrances Appropriated	<u>132,141</u>	<u>132,141</u>	<u>132,141</u>	<u>0</u>
<i>Fund Balance at End of Year</i>	<u>\$17,695,974</u>	<u>\$17,638,345</u>	<u>\$20,660,048</u>	<u>\$3,021,703</u>

See accompanying notes to the basic financial statements

Muskingum County, Ohio
Statement of Revenues, Expenditures, and Changes
In Fund Balance - Budget (Non-GAAP Basis) and Actual
Children Services Levy Fund
For the Year Ended December 31, 2012

	<u>Budgeted Amounts</u>		<u>Actual</u>	Variance with Final Budget Positive (Negative)
	<u>Original</u>	<u>Final</u>		
Revenues				
Property Taxes	\$2,400,000	\$2,400,000	\$2,738,070	\$338,070
Charges for Services	44,200	1,252,846	1,256,860	4,014
Intergovernmental	2,917,898	1,709,252	2,406,521	697,269
Payments in Lieu of Taxes	0	0	9,649	9,649
Contributions and Donations	500	500	11,372	10,872
Other	5,000	5,000	58,753	53,753
<i>Total Revenues</i>	<u>5,367,598</u>	<u>5,367,598</u>	<u>6,481,225</u>	<u>1,113,627</u>
Expenditures				
Current:				
Human Services	<u>8,606,453</u>	<u>8,682,056</u>	<u>6,717,188</u>	<u>1,964,868</u>
<i>Net Change in Fund Balance</i>	(3,238,855)	(3,314,458)	(235,963)	3,078,495
Fund Balance at Beginning of Year	6,366,935	6,366,935	6,366,935	0
Prior Year Encumbrances Appropriated	<u>371,487</u>	<u>371,487</u>	<u>371,487</u>	<u>0</u>
<i>Fund Balance at End of Year</i>	<u><u>\$3,499,567</u></u>	<u><u>\$3,423,964</u></u>	<u><u>\$6,502,459</u></u>	<u><u>\$3,078,495</u></u>

See accompanying notes to the basic financial statements

Muskingum County, Ohio
Statement of Fund Net Position
Proprietary Funds
December 31, 2012

	<u>Business - Type Activities - Enterprise Funds</u>			Governmental Activities - Internal Service Funds
	<u>Sewer</u>	<u>Water</u>	<u>Total</u>	
Assets				
Current Assets:				
Equity in Pooled Cash and Cash Equivalents	\$5,518,652	\$3,175,762	\$8,694,414	\$1,871,928
Restricted Cash and Cash Equivalents	0	40,080	40,080	0
Prepaid Items	599	17,957	18,556	0
Materials and Supplies Inventory	212	1,586	1,798	0
Receivables:				
Intergovernmental	19,413	363,512	382,925	61,850
Accounts	3,709,166	454,880	4,164,046	64,871
Interfund	4,755	2,388	7,143	723,857
<i>Total Current Assets</i>	<u>9,252,797</u>	<u>4,056,165</u>	<u>13,308,962</u>	<u>2,722,506</u>
Noncurrent Assets:				
Restricted Cash and Cash Equivalents	0	34,578	34,578	0
Non-Depreciable Capital Assets	220,089	1,105,464	1,325,553	0
Depreciable Capital Assets, Net	49,134,357	21,414,513	70,548,870	0
<i>Total Noncurrent Assets</i>	<u>49,354,446</u>	<u>22,554,555</u>	<u>71,909,001</u>	<u>0</u>
<i>Total Assets</i>	<u>58,607,243</u>	<u>26,610,720</u>	<u>85,217,963</u>	<u>2,722,506</u>
Deferred Outflows of Resources				
Deferred Charge on Refunding	109,917	443,547	553,464	0
Liabilities				
Current Liabilities:				
Accrued Wages and Benefits	11,815	22,833	34,648	0
Intergovernmental Payable	107,185	49,553	156,738	381,265
Accounts Payable	55,463	63,335	118,798	0
Contracts Payable	21,591	0	21,591	0
Accrued Interest Payable	37,592	20,074	57,666	0
Retainage Payable	0	40,080	40,080	0
Interfund Payable	5,168,154	86,405	5,254,559	0
Claims Payable - Health Benefits	0	0	0	979,437
Current Portion of Compensated Absences Payable	13,194	38,365	51,559	0
Current Portion of General Obligation Bonds Payable	616,000	314,000	930,000	0
Current Portion of OWDA Loans Payable	252,410	164,819	417,229	0
<i>Total Current Liabilities</i>	<u>6,283,404</u>	<u>799,464</u>	<u>7,082,868</u>	<u>1,360,702</u>
Long-Term Liabilities (Net of Current Portion):				
Customer Deposits Payable	0	34,578	34,578	0
Compensated Absences Payable	13,093	38,470	51,563	0
Claims Payable - Workers' Compensation	0	0	0	324,425
General Obligation Bonds Payable	10,657,611	5,418,987	16,076,598	0
OWDA Loans Payable	7,247,523	3,560,551	10,808,074	0
<i>Total Long-Term Liabilities</i>	<u>17,918,227</u>	<u>9,052,586</u>	<u>26,970,813</u>	<u>324,425</u>
<i>Total Liabilities</i>	<u>24,201,631</u>	<u>9,852,050</u>	<u>34,053,681</u>	<u>1,685,127</u>
Net Position				
Net Investment in Capital Assets	30,702,229	13,465,274	44,167,503	0
Unrestricted	3,813,300	3,736,943	7,550,243	1,037,379
<i>Total Net Position</i>	<u>\$34,515,529</u>	<u>\$17,202,217</u>	<u>\$51,717,746</u>	<u>\$1,037,379</u>

See accompanying notes to the basic financial statements

Muskingum County, Ohio
Statement of Revenues, Expenses, and Changes in Fund Net Position
Proprietary Funds
For the Year Ended December 31, 2012

	<u>Business - Type Activities - Enterprise Funds</u>			Governmental Activities - Internal Service Funds
	<u>Sewer</u>	<u>Water</u>	<u>Total</u>	
Operating Revenues				
Charges for Services	\$4,273,800	\$3,822,259	\$8,096,059	\$9,302,739
Other	7,300	0	7,300	0
<i>Total Operating Revenues</i>	<u>4,281,100</u>	<u>3,822,259</u>	<u>8,103,359</u>	<u>9,302,739</u>
Operating Expenses				
Personal Services	412,558	817,493	1,230,051	0
Contractual Services	1,493,081	954,863	2,447,944	2,346,701
Materials and Supplies	143,881	757,754	901,635	0
Claims	0	0	0	7,092,691
Depreciation	1,173,120	930,330	2,103,450	0
Amortization	130,099	0	130,099	0
Other	11,271	15,845	27,116	0
<i>Total Operating Expenses</i>	<u>3,364,010</u>	<u>3,476,285</u>	<u>6,840,295</u>	<u>9,439,392</u>
<i>Operating Income (Loss)</i>	<u>917,090</u>	<u>345,974</u>	<u>1,263,064</u>	<u>(136,653)</u>
Non-Operating Revenue (Expenses)				
Other Non-Operating Revenues	0	128,450	128,450	0
Interest and Fiscal Charges	(991,325)	(346,075)	(1,337,400)	0
Loss on Disposal of Capital Assets	(4,759)	(200,993)	(205,752)	0
<i>Total Non-Operating Revenue (Expenses)</i>	<u>(996,084)</u>	<u>(418,618)</u>	<u>(1,414,702)</u>	<u>0</u>
<i>Loss Before Contributions and Transfers</i>	<u>(78,994)</u>	<u>(72,644)</u>	<u>(151,638)</u>	<u>(136,653)</u>
Capital Contributions from Grants	42,044	774,992	817,036	0
Capital Contributions from Customers	166,971	124,862	291,833	0
Transfers In	718,584	7,378	725,962	0
Transfers Out	(49,638)	(2,619)	(52,257)	0
<i>Change in Net Position</i>	<u>798,967</u>	<u>831,969</u>	<u>1,630,936</u>	<u>(136,653)</u>
Net Position Beginning of Year - Restated (See Note 3)	<u>33,716,562</u>	<u>16,370,248</u>	<u>50,086,810</u>	<u>1,174,032</u>
<i>Net Position End of Year</i>	<u><u>\$34,515,529</u></u>	<u><u>\$17,202,217</u></u>	<u><u>\$51,717,746</u></u>	<u><u>\$1,037,379</u></u>

See accompanying notes to the basic financial statements

Muskingum County, Ohio
Statement of Cash Flows
Proprietary Funds
For the Year Ended December 31, 2012

	<u>Business - Type Activities - Enterprise Funds</u>			Governmental
	<u>Sewer</u>	<u>Water</u>	<u>Total</u>	Activities - Internal Service Funds
Increase (Decrease) in Cash and Cash Equivalents				
Cash Flows from Operating Activities				
Cash Received from Customers	\$4,294,365	\$3,868,154	\$8,162,519	\$0
Cash Received from Transactions with Other Funds	0	0	0	9,368,785
Cash Received from Other Operating Revenues	7,300	0	7,300	0
Cash Payments for Employee Services and Benefits	(424,443)	(799,495)	(1,223,938)	0
Cash Payments for Goods and Services	(1,797,649)	(1,793,536)	(3,591,185)	(2,481,556)
Cash Payments for Claims	0	0	0	(7,353,485)
Cash Payments for Other Operating Expenses	(11,271)	(15,937)	(27,208)	0
Other Non-Operating Revenues	0	128,450	128,450	0
Utility Deposits Received	0	18,375	18,375	0
Utility Deposits Returned	0	(2,148)	(2,148)	0
Utility Deposits Applied	0	(12,474)	(12,474)	0
<i>Net Cash Provided by (Used for) Operating Activities</i>	<u>2,068,302</u>	<u>1,391,389</u>	<u>3,459,691</u>	<u>(466,256)</u>
Cash Flows from Noncapital Financing Activities				
Advances In	0	10,000	10,000	0
Transfers In	718,584	7,378	725,962	0
Transfers Out	(49,638)	(2,619)	(52,257)	0
<i>Net Cash Provided by Noncapital Financing Activities</i>	<u>668,946</u>	<u>14,759</u>	<u>683,705</u>	<u>0</u>
Cash Flows from Capital and Related Financing Activities				
Payment for Capital Acquisitions	(882,870)	(1,465,802)	(2,348,672)	0
Refunding Bonds Issued	940,000	0	940,000	0
OWDA Loans Issued	395,888	533,352	929,240	0
Interfund Activity Notes Issued	5,100,000	0	5,100,000	0
Tap-In Fees	304,015	124,862	428,877	0
Capital Grants	42,955	688,480	731,435	0
Premium on Refunding Bonds Issued	41,018	0	41,018	0
Principal Paid on General Obligation Bonds	(506,000)	(304,000)	(810,000)	0
Principal Paid on Bond Anticipation Notes	(700,000)	0	(700,000)	0
Principal Paid on OWDA Loans	(279,634)	(564,224)	(843,858)	0
Principal Paid on Revenue Bonds	(5,329,400)	0	(5,329,400)	0
Payment to Refunded Bond Escrow Agent	(1,027,644)	0	(1,027,644)	0
Interest and Fiscal Charges Paid on General Obligation Bonds	(479,025)	(251,930)	(730,955)	0
Interest and Fiscal Charges Paid on Bond Anticipation Notes	(12,250)	0	(12,250)	0
Interest and Fiscal Charges Paid on OWDA Loans	(253,232)	(60,626)	(313,858)	0
Interest and Fiscal Charges Paid on Revenue Bonds	(245,572)	0	(245,572)	0
Issuance Costs Paid on Refunding Bonds	(24,097)	0	(24,097)	0
<i>Net Cash Used for Capital and Related Financing Activities</i>	<u>(2,915,848)</u>	<u>(1,299,888)</u>	<u>(4,215,736)</u>	<u>0</u>
<i>Net Increase (Decrease) in Cash and Cash Equivalents</i>	(178,600)	106,260	(72,340)	(466,256)
Cash and Cash Equivalents Beginning of Year	<u>5,697,252</u>	<u>3,144,160</u>	<u>8,841,412</u>	<u>2,338,184</u>
<i>Cash and Cash Equivalents End of Year</i>	<u>\$5,518,652</u>	<u>\$3,250,420</u>	<u>\$8,769,072</u>	<u>\$1,871,928</u>

(continued)

Muskingum County, Ohio
Statement of Cash Flows
Proprietary Funds (Continued)
For the Year Ended December 31, 2012

	<u>Business - Type Activities - Enterprise Funds</u>			Governmental Activities - Internal Service Funds
	<u>Sewer</u>	<u>Water</u>	<u>Total</u>	
Reconciliation of Operating Income (Loss) to Net Cash Provided by (Used for) Operating Activities				
Operating Income (Loss)	\$917,090	\$345,974	\$1,263,064	(\$136,653)
Adjustments:				
Other Non-Operating Revenues	0	128,450	128,450	0
Depreciation	1,173,120	930,330	2,103,450	0
Amortization	130,099	0	130,099	0
Changes in Assets and Liabilities:				
(Increase) Decrease in Prepaid Items	409	(3,815)	(3,406)	0
Decrease in Materials and Supplies Inventory	343	62	405	0
Increase in Intergovernmental Receivable	0	0	0	(61,850)
(Increase) Decrease in Accounts Receivable	22,110	42,269	64,379	(64,871)
(Increase) Decrease in Interfund Receivable	(1,545)	3,626	2,081	67,465
Increase (Decrease) in Accrued Wages and Benefits	(1,910)	4,242	2,332	0
Decrease in Intergovernmental Payable	(61,417)	(88,070)	(149,487)	(198,291)
Increase (Decrease) in Accounts Payable	12,698	(23,764)	(11,066)	0
Increase in Contracts Payable	20,649	0	20,649	0
Increase (Decrease) in Retainage Payable	(141,354)	36,240	(105,114)	0
Increase in Interfund Payable	4,493	638	5,131	0
Decrease in Claims Payable	0	0	0	(72,056)
Increase (Decrease) in Compensated Absences Payable	(6,483)	11,454	4,971	0
Increase in Customer Deposits Payable	0	3,753	3,753	0
<i>Net Cash Provided by (Used for) Operating Activities</i>	<u>\$2,068,302</u>	<u>\$1,391,389</u>	<u>\$3,459,691</u>	<u>(\$466,256)</u>

Noncash Transactions:

During 2012, capital contributions from customers decreased \$137,044 in the Sewer Enterprise Fund due to a decrease in receivables for unbilled tap-in fees. The Sewer Enterprise Fund reflects a net decrease in capital contributions from grants of \$911 resulting from a decrease in intergovernmental receivables in the amount of \$23,873 and capital asset contributions in the amount of \$22,962. The Water Enterprise Fund reflects a net increase in capital contributions from grants in the amount of \$86,512 resulting from an increase in intergovernmental receivables.

See accompanying notes to the basic financial statements

Muskingum County, Ohio
Statement of Fiduciary Assets and Liabilities
Agency Funds
December 31, 2012

Assets

Equity in Pooled Cash and Cash Equivalents	\$18,391,853
Cash and Cash Equivalents in Segregated Accounts	1,189,919
Receivables:	
Permissive Motor Vehicle License Tax	3,370
Intergovernmental	8,034,310
Accounts	4,266,795
Property Taxes	71,857,175
Lodging Taxes	22,391
Payments in Lieu of Taxes	216,185
	<u>216,185</u>

<i>Total Assets</i>	<u><u>\$103,981,998</u></u>
---------------------	-----------------------------

Liabilities

Intergovernmental Payable	\$95,642,660
Deposits Held and Due to Others	287,045
Undistributed Monies	8,052,293
	<u>8,052,293</u>

<i>Total Liabilities</i>	<u><u>\$103,981,998</u></u>
--------------------------	-----------------------------

See accompanying notes to the basic financial statements

Muskingum County, Ohio

Notes to the Basic Financial Statements For the Year Ended December 31, 2012

NOTE 1 - REPORTING ENTITY

Established in 1804, Muskingum County, Ohio (the County) is governed by a board of three commissioners elected by the voters of the County. Other officials elected by the voters of the County who manage various segments of the County's operations are the County Auditor, County Treasurer, County Recorder, Clerk of Courts, County Coroner, County Engineer, Prosecuting Attorney, County Sheriff, two County Court Judges, and four Common Pleas Court Judges. Although the elected officials manage the internal operations of their respective departments, the County Commissioners authorize expenditures as well as serve as the budget and taxing authority, contracting body, and chief administrators of public services for the County, including each of these departments.

Reporting Entity

The reporting entity is comprised of the primary government, component units, and other organizations that are included to ensure that the financial statements of the County are not misleading.

The primary government consists of all funds, departments, boards, and agencies that are not legally separate from the County. For Muskingum County, this includes the Children Services Board, the Board of Developmental Disabilities, the Tuberculosis Clinic Board, the Board of Mental Health and Recovery Services, the Law Library Resources Board and all departments and activities that are directly operated by the elected county officials.

Component units are legally separate organizations for which the County is financially accountable. The County is financially accountable for an organization if the County appoints a voting majority of the program's governing board and (1) the County is able to significantly influence the programs or services performed or provided by the organization; or (2) the County is legally entitled to or can access the organization's resources; the County is legally obligated or has otherwise assumed the responsibility to finance the deficits of, or provide financial support to, the organization; or the County is obligated for the debt of the organization. Component units may also include organizations for which the County approves the budget, the levying of taxes, or the issuance of debt.

The component unit column in the combined financial statements identifies the financial data of the County's component units, the Transportation Improvement District, Muskingum Starlight Industries, Inc., and the Muskingum County Land Reutilization Corporation (Land Bank). They are discretely reported to emphasize that they are legally separate from the County.

The Transportation Improvement District (District) is a body politic and corporate, created for the purpose of financing, constructing, maintaining, repairing, and operating selected transportation projects. The District was specifically formed under the auspices of House Bill 154, and Ohio Revised Code Chapter 5540, as amended, and created by action of the Board of County Commissioners of Muskingum County on November 20, 1995. The District is governed by a Board of Directors that acts as the authoritative and legislative body of the entity. The Board is comprised of seven members, with five members appointed by a majority vote of the Board of Commissioners.

Muskingum County, Ohio

Notes to the Basic Financial Statements For the Year Ended December 31, 2012

One member is appointed by the President of the Ohio Senate and one member is appointed by the Speaker of the House of Representatives. The Board of Directors appoints a Chairman, who presides at all meetings and is the chief executive officer of the District. He has the authority to sign all contracts, releases, notes, bonds, and other instruments and documents to be executed on behalf of the District. He is the chief executive officer of the District for the purpose of civil process and is authorized to accept such services on behalf of the District. He performs such other duties and has such authority as may be provided from time to time by the Board. Also, the Zanesville-Muskingum County Port Authority serves as the Administrative Agent for the Muskingum County Transportation Improvement District. The County may impose its will on the District and the relationship between the primary government and the organization is such that exclusion would cause the reporting entity's financial statements to be misleading or incomplete. Separately entered into financial statements can be obtained from the Transportation Improvement District, Zanesville, Ohio.

Muskingum Starlight Industries, Inc. is a legally separate, non-governmental, not-for-profit corporation, served by a self-supporting board of trustees. The workshop, under a contractual agreement with the Muskingum County Board of Developmental Disabilities (DD), provides sheltered employment for developmentally disabled adults in Muskingum County. The Muskingum County Board of DD provides the workshop with staff salaries, transportation, equipment (except that used directly in the production of goods or rendering of services), staff to administer and supervise training programs, and other funds as necessary for the operation of the workshop. Based on the significant services and resources provided by the County to the workshop and the workshop's sole purpose of providing assistance to the disabled and handicapped adults of Muskingum County, the workshop is presented as a component unit of Muskingum County. The nature and significance of the relationship between the primary government and the organization is such that exclusion would cause the reporting entity's financial statements to be misleading or incomplete. Separately entered into financial statements can be obtained from Muskingum Starlight Industries, Inc., Zanesville, Ohio.

The Muskingum County Land Reutilization Corporation (Land Bank) is a body politic and corporate organized on June 11, 2012, by the Board of County Commissioners of Muskingum County (BOCC) under the authority of Chapters 1702 and 1724, Ohio Revised Code. The purpose of the Land Bank is to facilitate the acquisition, reclamation, rehabilitation, and reutilization of vacant abandoned tax foreclosed and/or other real properties. In addition, the Land Bank will assist governmental entities and non-profit and/or not-for-profit entities in the assembly of real property to further the Land Bank mission. The Land Bank is governed by a five member Board of Directors, consisting of two County Commissioners, the County Treasurer, one representative from the City of Zanesville, and one representative appointed by the Muskingum County Township Trustees Association from a township having a population of ten thousand or more. The Board of Directors has the authority to make, prescribe, and enforce all rules and regulations for the conduct of all business and affairs of the Land Bank and the management and control of its properties. Because the County makes up and/or appoints a voting majority of the Board of Directors, the County is able to impose its will on the operation of the Land Bank. As a result, the Land Bank will be reported as a discretely presented component unit of Muskingum County in accordance with Governmental Accounting Standards Board (GASB) Statement No. 14 as amended by GASB Statement No. 39. The Land Bank is newly formed and no significant financial activity has occurred. As a result, no financial information is presented in the discretely presented component unit column.

Muskingum County, Ohio

Notes to the Basic Financial Statements For the Year Ended December 31, 2012

The following potential component units have been excluded from the County's financial statements because the County is not financially accountable for these organizations nor are these entities for which the County approves the budget, the issuing of debt, or the levying of taxes:

Muskingum Valley Educational Service Center
Muskingum University
Zanesville/Muskingum Convention and Visitors Bureau
City of Zanesville/Washington Township Joint Economic Development District
City of Zanesville/Newton Township Joint Economic Development District

As the custodian of public funds, the County Treasurer invests all public monies held on deposit in the county treasury. In the case of the separate agencies, boards, and commissions listed below, the County serves as fiscal agent, but is not financially accountable for their operations. Accordingly, the activity of the following entities is presented as agency funds in the County's financial statements:

Zanesville-Muskingum County General Health District is governed by a seven member board of health which oversees the operation of the health district and is elected by a regional advisory council. The board adopts its own budget, hires and fires its own staff, and operates autonomously from the County.

The Zanesville-Muskingum County Port Authority (the Port Authority) is a body corporate and politic established to exercise the rights and privileges conveyed to it by the constitution and laws of the State of Ohio. The Port Authority operates under the direction of a five member Board of Directors. The Board is comprised of two members appointed by the City of Zanesville, two members appointed by Muskingum County, and one member appointed jointly by the City and the County. The Port Authority is authorized to purchase, construct, sell, lease, and operate facilities within its jurisdiction as enumerated in Ohio Revised Code Chapter 4582.

Muskingum County Soil and Water Conservation District is statutorily created as a separate and distinct political subdivision of the State. The five supervisors of the Soil and Water Conservation District are elected officials authorized to contract and sue on behalf of the District. The supervisors adopt their own budget, authorize District expenditures, hire and fire staff, and do not rely on the County to finance deficits.

The County participates in the following organizations which are defined as jointly governed organizations. Additional financial information concerning the jointly governed organizations is discussed in Note 20.

South East Ohio Joint Solid Waste Management District
Mental Health and Recovery Services Board
Mid East Ohio Regional Council of Governments (MEORC)
Southeast Area Transit Authority (SEAT)
Muskingum Families & Children First Council
Area Agency on Aging
Ohio Mid-Eastern Governments Association (OMEGA)
Licking-Muskingum Community Based Correctional Facility (CBCF)
Zanesville-Muskingum County Port Authority
Perry Multi-County Juvenile Facility
Muskingum County Center for Seniors
Foxfire High School

Muskingum County, Ohio

Notes to the Basic Financial Statements For the Year Ended December 31, 2012

The County is associated with the following organizations which are defined as related organizations. Additional financial information concerning the related organizations is presented in Note 21.

Muskingum County Convention Facilities Authority
Zanesville Metropolitan Housing Authority
Muskingum Valley Park District
Muskingum County Library System

The County is associated with the County Risk Sharing Authority, Inc. (CORSA), a public entity pool. Additional information concerning this organization is presented in Note 22.

NOTE 2 - SUMMARY OF SIGNIFICANT ACCOUNTING POLICIES

The financial statements of the County have been prepared in conformity with generally accepted accounting principles (GAAP) as applied to governmental units. The Governmental Accounting Standards Board (GASB) is the accepted standard-setting body for establishing governmental accounting and financial reporting principles. The most significant of the County's accounting policies are described below.

A. Basis of Presentation

The County's basic financial statements consist of government-wide statements, including a Statement of Net Position and a Statement of Activities, and fund financial statements which provide a more detailed level of financial information.

Government-wide Financial Statements The Statement of Net Position and the Statement of Activities display information about the County as a whole. These statements include the financial activities of the primary government, except for fiduciary funds. The activities of the internal service funds are eliminated to avoid "doubling up" revenues and expenses. The statements distinguish between those activities of the County that are governmental and those that are considered business-type activities.

The Statement of Net Position presents the financial condition of the governmental and business-type activities of the County at year-end. The Statement of Activities presents a comparison between direct expenses and program revenues for each program or function of the County's governmental activities and for the business-type activities of the County. Direct expenses are those that are specifically associated with a service, program, or department and therefore clearly identifiable to a particular function. The policy of the County is to not allocate indirect expenses to functions in the statement of activities. Program revenues include charges paid by the recipient of the goods or services offered by the program, grants and contributions that are restricted to meeting the operational or capital requirements of a particular program and interest earned on grants that is required to be used to support a particular program. Revenues which are not classified as program revenues are presented as general revenues of the County, with certain limited exceptions. The comparison of direct expenses with program revenues identifies the extent to which each business segment or governmental function is self-financing or draws from the general revenues of the County.

Fund Financial Statements During the year, the County segregates transactions related to certain County functions or activities in separate funds in order to aid financial management and to demonstrate legal compliance. Fund financial statements are designed to present financial information of the County at this more detailed level. The focus of governmental and enterprise fund financial statements is on major funds. Each major fund is presented in a separate column. Nonmajor funds are aggregated and presented in a single column. Internal service funds are combined and the totals are presented in a single column on the face of the proprietary fund statements. Fiduciary funds are reported by type.

Muskingum County, Ohio

Notes to the Basic Financial Statements For the Year Ended December 31, 2012

B. Fund Accounting

The County uses funds to maintain its financial records during the year. A fund is defined as a fiscal and accounting entity with a self-balancing set of accounts. There are three categories of funds: governmental, proprietary, and fiduciary.

Governmental Funds Governmental funds are those through which most governmental functions typically are financed. Governmental fund reporting focuses on the sources, uses, and balances of current financial resources. Expendable assets are assigned to the various governmental funds according to the purposes for which they may or must be used. Current liabilities are assigned to the fund from which they will be paid. The difference between governmental fund assets and deferred outflows of resources, and liabilities and deferred inflows of resources, is reported as fund balance. The following are the County's major/discretionary major governmental funds:

General Fund - The General Fund, the County's primary operating fund, accounts for all financial resources except those required to be accounted for in another fund. The General Fund balance is available to the County for any purpose provided it is expended or transferred according to the general laws of Ohio.

Public Assistance Fund - To account for various federal and state grants restricted to provide public assistance to general relief recipients and to pay their providers of medical assistance, and for certain public social services.

County Home Levy Fund - To account for prior revenues from room and board as well as property taxes restricted to administer and operate the County Home. The operations of the County Home were discontinued during 2012. See Note 27 for more information.

Starlight School Levy Fund - To account for property tax revenues and federal and state grants. Expenditures are restricted by state law to those that benefit the developmentally disabled. County expenditures have been for social service contracts, medical providers and costs to maintain and operate buildings and buses provided for the developmentally disabled.

Children Services Levy Fund - To account for revenues derived from property taxes and state and federal funds. State law restricts the expenditure of these revenues to programs designed to aid homeless children or children from troubled families.

The other governmental funds of the County account for grants and other resources whose use is restricted, committed, or assigned to a particular purpose.

Proprietary Funds Proprietary fund reporting focuses on the determination of operating income, changes in net position, financial position, and cash flows. Proprietary funds are classified as either enterprise or internal service.

Enterprise Funds - Enterprise funds may be used to account for any activity for which a fee is charged to external users for goods or services. The County reports the following major proprietary funds:

Sewer Fund - To account for sanitary sewer services provided to individuals and commercial users. The costs of providing these services are financed primarily through user charges.

Muskingum County, Ohio

Notes to the Basic Financial Statements For the Year Ended December 31, 2012

Water Fund - To account for water services provided to individuals and commercial users. The costs of providing these services are financed primarily through user charges.

Internal Service Funds - Internal service funds account for the financing of services provided by one department or agency to other departments or agencies of the County on a cost-reimbursement basis. The internal service funds are used to account for the operation of the County's self-insurance program for employee health benefits and prescription drugs and the County's workers' compensation program through a retrospective rating plan.

Fiduciary Funds Fiduciary fund reporting focuses on net position and changes in net position. The fiduciary fund category is split into four classifications: pension trust funds, investment trust funds, private-purpose trust funds, and agency funds. Trust funds are used to account for assets held by the County under a trust agreement for individuals, private organizations, or other governments and are therefore not available to support the County's own programs. Agency funds are custodial in nature (assets equal liabilities) and do not involve measurement of results of operations.

The County's fiduciary funds are all classified as agency funds. The agency funds account for assets held by the County as agent for the Board of Health and other districts and entities and for various taxes, assessments, and state shared resources collected on behalf of and distributed to other local governments.

C. Measurement Focus

Government-wide Financial Statements The government-wide financial statements are prepared using the economic resources measurement focus. All assets and deferred outflows of resources and all liabilities and deferred inflows of resources associated with the operation of the County are included on the Statement of Net Position. The Statement of Activities presents increases (e.g., revenues) and decreases (e.g., expenses) in total net position.

Fund Financial Statements All governmental funds are accounted for using a flow of current financial resources measurement focus. With this measurement focus, only current assets and deferred outflows of resources and current liabilities and deferred inflows of resources generally are included on the balance sheet. The statement of revenues, expenditures, and changes in fund balances reports on the sources (i.e., revenues and other financing sources) and uses (i.e., expenditures and other financing uses) of current financial resources. This approach differs from the manner in which the governmental activities of the government-wide financial statements are prepared. Governmental fund financial statements therefore include a reconciliation with brief explanations to better identify the relationship between the government-wide statements and the statements for governmental funds.

Like the government-wide statements, all proprietary fund types are accounted for on a flow of economic resources measurement focus. All assets and deferred outflows of resources and all liabilities and deferred inflows of resources associated with the operation of these funds are included on the Statement of Net Position. The Statement of Changes in Revenues, Expenses, and Changes in Fund Net Position presents increases (i.e., revenues) and decreases (i.e., expenses) in total net position. The Statement of Cash Flows provides information about how the County finances and meets the cash flow needs of its proprietary activities.

Muskingum County, Ohio

Notes to the Basic Financial Statements For the Year Ended December 31, 2012

D. Basis of Accounting

Basis of accounting determines when transactions are recorded in the financial records and reported on the financial statements. Government-wide financial statements are prepared using the accrual basis of accounting. Proprietary and fiduciary funds also use the accrual basis of accounting. Governmental funds use the modified accrual basis of accounting. Differences in the accrual and the modified accrual basis of accounting arise in the recognition of revenue, in the recording of deferred outflows/inflows of resources, and in the presentation of expenses versus expenditures.

Revenues - Exchange and Nonexchange Transactions Revenue resulting from exchange transactions, in which each party gives and receives essentially equal value, is recorded on the accrual basis when the exchange takes place. On a modified accrual basis, revenue is recorded in the year in which the resources are measurable and become available. Available means that the resources will be collected within the current year or are expected to be collected soon enough thereafter to be used to pay liabilities of the current year. For the County, available means expected to be received within thirty days of year-end.

Nonexchange transactions, in which the County receives value without directly giving equal value in return, include sales taxes, property taxes, payments in lieu of taxes, grants, entitlements, and donations. On an accrual basis, revenue from sales taxes is recognized in the period in which the taxable sale takes place. Revenue from property taxes and payments in lieu of taxes is recognized in the year for which the taxes are levied (see Note 7). Revenue from grants, entitlements, and donations is recognized in the year in which all eligibility requirements have been satisfied. Eligibility requirements include timing requirements, which specify the year when the resources are required to be used or the year when use is first permitted, matching requirements, in which the County must provide local resources to be used for a specified purpose, and expenditure requirements, in which the resources are provided to the County on a reimbursement basis. On a modified accrual basis, revenue from nonexchange transactions must also be available before it can be recognized.

Under the modified accrual basis, the following revenue sources are considered to be both measurable and available at year-end: sales taxes (see Note 8), interest, federal and state grants and subsidies, state-levied locally shared taxes (including motor vehicle license fees and gasoline taxes), fees, and rentals.

Unearned revenue represents amounts under the accrual and modified accrual basis of accounting for which asset recognition criteria have been met, but for which revenue recognition criteria have not yet been met because such amounts have not yet been earned.

Deferred Outflows/Inflows of Resources In addition to assets, the statements of financial position will sometimes report a separate section for deferred outflows of resources. Deferred outflows of resources, represents a consumption of net position that applies to a future period and will not be recognized as an outflow of resources (expense/expenditure) until then. For the County, deferred outflows of resources include a deferred charge on refunding. A deferred charge on refunding results from the difference in the carrying value of refunded debt and its reacquisition price. This amount is deferred and amortized over the shorter of the life of the refunded or refunding debt.

Muskingum County, Ohio

Notes to the Basic Financial Statements For the Year Ended December 31, 2012

In addition to liabilities, the statements of financial position report a separate section for deferred inflows of resources. Deferred inflows of resources represent an acquisition of net position that applies to a future period and will not be recognized as an inflow of resources (revenue) until that time. For the County, deferred inflows of resources include property taxes and unavailable revenue. Property taxes represent amounts for which there is an enforceable legal claim as of December 31, 2012, but which were levied to finance year 2013 operations. These amounts have been recorded as a deferred inflow on both the government-wide statement of net position and the governmental fund financial statements. Unavailable revenue is reported only on the governmental funds balance sheet, and represents receivables which will not be collected within the available period. For the County unavailable revenue includes delinquent property taxes, payments in lieu of taxes, and grants and entitlements. These amounts are deferred and recognized as an inflow of resources in the period the amounts become available.

Expenses/Expenditures On the accrual basis of accounting, expenses are recognized at the time they are incurred.

The measurement focus of governmental fund accounting is on decreases in net financial resources (expenditures) rather than expenses. Expenditures are generally recognized in the accounting period in which the related fund liability is incurred, if measurable. Allocations of cost, such as depreciation and amortization, are not recognized in governmental funds.

E. Budgetary Process

All funds, except agency funds, are legally required to be budgeted and appropriated. The major documents prepared are the tax budget, the certificate of estimated resources, and the appropriations resolution, all of which are prepared on the budgetary basis of accounting. The tax budget demonstrates a need for existing or increased tax rates. The certificate of estimated resources establishes a limit on the amount the County Commissioners may appropriate. The appropriations resolution is the County Commissioners' authorization to spend resources and sets annual limits on expenditures plus encumbrances at the level of control selected by the County Commissioners. The legal level of control has been established by County Commissioners at the fund, program, department, and object level. Budgetary modifications may only be made by resolution of the County Commissioners.

The certificate of estimated resources may be amended during the year if projected increases or decreases in revenue are identified by the County Auditor. The amounts reported as the original budgeted amounts on the budgetary statements reflect the amounts when the original appropriations were adopted. The amounts reported as the final budgeted amounts on the budgetary statements reflect the amounts on the final amended certificate of estimated resources approved.

The appropriations resolution is subject to amendment throughout the year with the restriction that appropriations cannot exceed estimated resources. The amounts reported as the original budgeted amounts reflect the first appropriation resolution for that fund that covered the entire year, including amounts automatically carried forward from prior years. The amounts reported as the final budgeted amounts represent the final appropriation amounts passed by the County Commissioners during the year.

Differences between the structures used for budgeting and the fund structure used for generally accepted accounting principles reporting should be disclosed as perspective differences. For the County, this includes a portion of the Debt Service Fund which is reclassified to the Maysville Building Renovations Capital Projects Fund which is the fund that reflects the short-term note liability. Budgetary information for the Putnam Building Renovations Capital Projects Fund is not presented because the activity in this fund relates only to accruals in accordance with generally accepted accounting principles.

Muskingum County, Ohio

Notes to the Basic Financial Statements For the Year Ended December 31, 2012

F. Cash and Cash Equivalents

Cash balances of the County's funds, except cash held by a trustee, fiscal agent, or held in segregated accounts, are pooled and invested in short-term investments in order to provide improved cash management. During 2012, investments were limited to non-participating certificates of deposit, certificates of deposit, and federal, state, and local agency securities. Except for non-participating contracts and certificates of deposit, investments are reported at fair value which is based on quoted market prices. Non-participating investment contracts and certificates of deposit are reported at cost or amortized cost. Investments of the cash management pool and investments with original maturities of three months or less at the time they are purchased by the County are presented on the financial statements as cash equivalents. Investments with an initial maturity of more than three months not purchased from the pool are reported as investments. The County has segregated bank accounts for monies held separate from the County's central bank accounts. These bank accounts are presented on the financial statements as "Cash and Cash Equivalents in Segregated Accounts" since they are not required to be deposited into the County Treasury. The County has amounts presented on the financial statements as "Cash and Cash Equivalents with Fiscal Agents" which represents money held by a jointly governed organization (see Note 6).

Interest revenue is distributed to the funds according to the Muskingum County Prosecutor's interpretation of Ohio constitutional and statutory requirements. During 2012, interest was distributed to the General Fund, and certain special revenue funds. Interest revenue credited to the General Fund during 2012 amounted to \$499,194, which includes \$444,362 assigned from other County funds.

G. Restricted Assets

The governmental balance sheet is showing restricted cash and cash equivalents for unclaimed monies not available for appropriation. The Statement of Fund Net Position is showing restricted cash and cash equivalents in the Water Enterprise Fund which represent amounts withheld on construction contracts until the successful completion of the contracts and cash held for customer deposits.

H. Receivables and Payables

Receivables and payables are recorded on the County's financial statements to the extent that the amounts are determined material and substantiated not only by supporting documentation, but also, by a reasonable, systematic method of determining their existence, completeness, valuation, and in the case of receivables, collectability. Using this criteria, the County has elected to not record child support arrearages. These amounts, while potentially significant, are not considered measurable, and because collections are often significantly in arrears, the County is unable to determine a reasonable value.

I. Inventory of Supplies

Inventories are presented at cost on a first-in, first-out basis and are expended/expensed when used.

J. Prepaid Items

Payments made to vendors for services that will benefit periods beyond December 31, 2012, are recorded as prepaid items using the consumption method by recording a current asset for the prepaid amount and reflecting the expenditure/expense in the year in which services are consumed.

Muskingum County, Ohio

Notes to the Basic Financial Statements For the Year Ended December 31, 2012

K. Interfund Balances

On fund financial statements, receivables and payables resulting from short-term and long-term interfund loans or interfund services provided and used are classified as “interfund receivables/payables.” These amounts are eliminated in the governmental and business-type activities columns of the Statement of Net Position, except for any net residual amounts due between governmental and business-type activities, which are presented as internal balances.

L. Capital Assets

General capital assets are those assets not specifically related to activities reported in the proprietary funds. These assets generally result from expenditures in the governmental funds. These assets are reported in the governmental activities column of the government-wide Statement of Net Position but are not reported in the fund financial statements. Capital assets utilized by enterprise funds are reported both in the business-type activities column of the government-wide Statement of Net Position and in the funds.

All capital assets are capitalized at cost (or estimated historical cost) and updated for additions and retirements during the year. The County was able to estimate the historical cost for the initial reporting of infrastructure by backtrending (i.e., estimating the current replacement cost of the infrastructure to be capitalized and using an appropriate price level to deflate the cost to the acquisition year or estimated acquisition year). Donated capital assets are recorded at their fair market values as of the date received. The County maintains a capitalization threshold of five thousand dollars. Improvements are capitalized; the costs of normal maintenance and repairs that do not add to the value of the asset or materially extend an asset’s life are not. Interest costs incurred during the construction of capital assets utilized by the enterprise funds are also capitalized.

All reported capital assets are depreciated or amortized except for land, land improvements, and construction in progress. Improvements are depreciated over the remaining useful lives of the related capital assets. Useful lives for infrastructure were estimated based on the County’s historical records of necessary improvements and replacement. Depreciation and amortization is computed using the straight-line method over the following useful lives:

Description	Governmental Activities Estimated Lives	Business-Type Activities Estimated Lives
Buildings	20-50 Years	20-50 Years
Machinery, Equipment, Furniture and Fixtures	5-10 Years	5-10 Years
Vehicles	5-10 Years	5-10 Years
Infrastructure	15-50 Years	20-50 Years

The County’s infrastructure consists of roads, bridges, water and sewer lines, and sewer capacity and includes infrastructure acquired prior to 1980.

M. Compensated Absences

Vacation benefits are accrued as a liability as the benefits are earned if the employees’ rights to receive compensation are attributable to services already rendered and it is probable the County will compensate the employees for the benefits through paid time off or some other means. The County records a liability for accumulated unused vacation time when earned for all employees with more than one year of service.

Muskingum County, Ohio

Notes to the Basic Financial Statements For the Year Ended December 31, 2012

Sick leave benefits are accrued as a liability using the vesting method. The liability includes the employees who are currently eligible to receive termination benefits and those the County has identified as probable of receiving payment in the future. The amount is based on accumulated sick leave and employee wage rates at year-end taking into consideration any limits specified in the County's termination policy. The County records a liability for sick leave for employees after seven years of service at varying rates depending on County policy.

The entire compensated absences liability is reported on the government-wide financial statements. On governmental fund financial statements, compensated absences are recognized as a liability and expenditure to the extent payments come due each period upon the occurrence of employee resignations and retirements. These amounts are recorded in the account "Matured Compensated Absences Payable" in the fund from which the employees who have accumulated leave are paid. The non-current portion of the liability is not reported. For enterprise funds, the entire amount of compensated absences is reported as a fund liability.

N. Accrued Liabilities and Long-Term Obligations

All payables, accrued liabilities, and long-term obligations are reported in the government-wide financial statements, and all payables, accrued liabilities, and long-term obligations payable from proprietary funds are reported in the proprietary fund financial statements.

In general, governmental fund payables and accrued liabilities that, once incurred, are paid in a timely manner and in full from current financial resources, are reported as obligations of the funds. However, claims, compensated absences, and special termination benefits that will be paid from governmental funds are reported as a liability in the fund financial statements only to the extent that they are due for payment during the current year. Bonds, capital leases, long-term loans, and long-term notes are recognized as a liability in the governmental fund financial statements when due.

O. Bond Premiums and Discounts

Bond premiums and discounts are deferred and amortized over the term of the bonds using the straight-line method since the results are not significantly different from the effective interest method. Bonds payable are reported net of the applicable bond premium or discount.

On the governmental fund financial statements, governmental fund types recognize bond premiums or discounts in the period in which the related debt is issued. The face amount of the debt issue is reported as other financing sources. Premiums received or discounts paid on debt issuances are shown as other financing sources or uses on the governmental fund financial statements.

P. Deferred Charge on Refunding

On the government-wide financial statements, the difference between the reacquisition price (funds required to refund the old debt) and the net carrying amount of the old debt, the gain/loss on the refunding, is being amortized as a component of interest expense. This deferred amount is amortized over the life of the old or new debt, whichever is shorter, using the effective interest method and is presented as deferred outflows of resources on the statement of net position.

Muskingum County, Ohio

Notes to the Basic Financial Statements For the Year Ended December 31, 2012

Q. Capital Contributions

Contributions of capital arise from contributions of capital assets from governmental activities to business-type activities, tap-in fees to the extent they exceed the cost of the connection to the system, or from grants or outside contributions of resources restricted to capital acquisition and construction.

R. Fund Balance

Fund balance is divided into five classifications based primarily on the extent to which the County is bound to observe constraints imposed upon the use of the resources in governmental funds. The classifications are as follows:

Nonspendable The nonspendable fund balance category includes amounts that cannot be spent because they are not in spendable form, or legally or contractually required to be maintained intact. The “not in spendable form” criterion includes items that are not expected to be converted to cash. It also includes the long-term amount of loans receivable, prepaids, as well as inventory, unless the use of the proceeds from the collection of those receivables, or from the use of the inventory, is restricted, committed, or assigned.

Restricted Fund balance is reported as restricted when constraints placed on the use of resources are either externally imposed by creditors (such as through debt covenants), grantors, contributors, or laws or regulations of other governments or is imposed by law through constitutional provisions.

Committed The committed fund balance classification includes amounts that can be used only for the specific purposes imposed by a formal action (resolution) of the County Commissioners. Those committed amounts cannot be used for any other purpose unless the County Commissioners removes or changes the specified use by taking the same type of action (resolution) it employed to previously commit those amounts. Committed fund balance also incorporates contractual obligations to the extent that existing resources in the fund have been specifically committed for use in satisfying those contractual requirements.

Assigned Amounts in the assigned fund balance classification are intended to be used by the County for specific purposes but do not meet the criteria to be classified as restricted or committed. In governmental funds other than the General Fund, assigned fund balance represents the remaining amount that is not restricted or committed. These amounts are assigned by the County Commissioners. In the General Fund, assigned amounts represent intended uses established by the County Commissioners or a County official delegated that authority by resolution or by State Statute. State statute authorizes the County Auditor to assign fund balance for purchases on order provided such amounts have been lawfully appropriated. The County Commissioners assigned fund balance to cover a gap between estimated revenue and appropriations in 2013's appropriated budget.

Unassigned Unassigned fund balance is the residual classification for the General Fund and includes all spendable amounts not contained in the other classifications. In other governmental funds, the unassigned classification is used only to report a deficit fund balance.

The County applies restricted resources first when expenditures are incurred for purposes for which either restricted or unrestricted (committed, assigned, and unassigned) amounts are available. Similarly, within unrestricted fund balance, committed amounts are reduced first followed by assigned, and then unassigned amounts when expenditures are incurred for purposes for which amounts in any of the unrestricted fund balance classifications could be used.

Muskingum County, Ohio

Notes to the Basic Financial Statements For the Year Ended December 31, 2012

S. Internal Activity

Transfers within governmental activities are eliminated on the government-wide statements. Transfers between governmental and business-type activities on the government-wide statements are reported in the same manner as general revenues.

Internal allocations of overhead expenses from one program to another or within the same program are eliminated on the Statement of Activities. Payments for interfund services provided and used are not eliminated.

Exchange transactions between funds are reported as revenues in the seller funds and as expenditures/expenses in the purchaser funds. Flows of cash or goods from one fund to another without a requirement for repayment are reported as interfund transfers. Interfund transfers are reported as other financing sources/uses in governmental funds and after non-operating revenues/expenses in proprietary funds. Repayments from funds responsible for particular expenditures/expenses to the funds that initially paid for them are not presented on the financial statements.

T. Net Position

Net position represents the difference between all other elements in a statement of financial position. Net investment in capital assets consists of capital assets, net of accumulated depreciation, reduced by the outstanding balances of any borrowing used for the acquisition, construction, or improvement of those assets. Net position is reported as restricted when there are limitations imposed on its use either through the enabling legislation adopted by the County or through external restrictions imposed by creditors, grantors, or laws or regulations of other governments. Net position restricted for other purposes primarily include the net position from the Senior Citizens Levy, Mental Health Levy, Sheriff Levy, Block Grants, and Wireless 911 Special Revenue Funds. The County applies restricted resources first when an expense is incurred for purposes for which both restricted and unrestricted net positions are available.

U. Operating Revenues and Expenses

Operating revenues are those revenues that are generated directly from the primary activity of the proprietary funds. For the County, these revenues are charges for services for wastewater treatment, sale of water, and self-insurance programs. Operating expenses are necessary costs incurred to provide the good or service that is the primary activity of the fund. Revenues and expenses not meeting these definitions are reported as non-operating.

V. Extraordinary and Special Items

Extraordinary items are transactions or events that are both unusual in nature and infrequent in occurrence. Special items are transactions or events that are within the control of the County and that are either unusual in nature or infrequent in occurrence. During 2012, the County incurred a transaction that was classified as a special item relating to an abandoned operation. See Note 27 for further details.

W. Estimates

The preparation of financial statements in conformity with generally accepted accounting principles requires management to make estimates and assumptions that affect the amounts reported in the financial statements and accompanying notes. Actual results may differ from those estimates.

Muskingum County, Ohio

Notes to the Basic Financial Statements For the Year Ended December 31, 2012

NOTE 3 - CHANGE IN ACCOUNTING PRINCIPLES AND RESTATEMENT OF NET POSITION

For 2012, the County has implemented Governmental Accounting Standard Board (GASB) Statement No. 60, "Accounting and Financial Reporting for Service Concession Arrangements", Statement No. 62, "Codification of Accounting and Financial Reporting Guidance Contained in Pre-November 30, 1989, FASB and AICPA Pronouncements", Statement No. 63, "Financial Reporting of Deferred Outflows of Resources, Deferred Inflows of Resources, and Net Position", Statement No. 64, "Derivative Instruments: Application of Hedge Accounting Termination Provisions - an amendment of GASB Statement No. 53", Statement No. 65, "Items Previously Reported as Assets and Liabilities", Statement No. 66, "Technical Corrections - 2012 - an amendment of GASB Statements No. 10 and No. 62", and GASB Statement No. 69 "Government Combinations and Disposals of Government Operations".

GASB Statement No. 60 improves financial reporting by addressing issues related to service concession arrangements, which are a type of public-private partnership. The implementation of this statement did not result in any change in the County's financial statements.

GASB Statement No. 62 incorporates into GASB's authoritative literature certain FASB and AICPA pronouncements issued on or before November 30, 1989. The implementation of this statement did not result in any change to the County's financial statements.

GASB Statement No. 63 provides guidance for reporting deferred outflows of resources, deferred inflows of resources, and net position in a statement of financial position and related note disclosures. These changes were incorporated in the County's 2012 financial statements and there was no effect on beginning fund balance, however, the table below shows the effect on beginning net position.

GASB Statement No. 64 clarifies whether an effective hedging relationship continues after the replacement of a swap counterparty or a swap counterparty's credit support provider. This Statement sets forth criteria that establish when the effective hedging relationship continues and hedge accounting should continue to be applied. The implementation of this statement did not result in any change in the County's financial statements.

GASB Statement No. 65 properly classifies certain items that were previously reported as assets and liabilities as deferred outflows of resources or deferred inflows of resources or recognizes certain items that were previously reported as assets and liabilities as outflows of resources (expenses or expenditures) or inflows of resources (revenues). These changes were incorporated in the County's 2012 financial statements and there was no effect on beginning fund balance, however, the table below shows the effect on beginning net position.

GASB Statement No. 66 resolves conflicting accounting and financial reporting guidance that could diminish the consistency of financial reporting and thereby enhance the usefulness of the financial reports. The implementation of this statement did not result in any change in the County's financial statements.

GASB Statement No. 69 establishes accounting and financial reporting standards related to government combinations and disposals of government operations. As used in this Statement, the term government combinations includes a variety of transactions referred to as mergers, acquisitions, and transfers of operations. The implementation of this statement did not result in any change to fund balance or net position as previously stated but is incorporated in the accompanying financial statements as it relates to the operations of the County Home Levy Special Revenue Fund.

Muskingum County, Ohio

Notes to the Basic Financial Statements For the Year Ended December 31, 2012

Governmental activities net position was restated due to the overstatement of intergovernmental receivables as previously reported as well as the restatement to deferred charges.

	Governmental Activities	Sewer Enterprise	Water Enterprise	Total Business-Type Activities
Net Position at December 31, 2011	\$138,623,088	\$33,900,236	\$16,474,325	\$50,374,561
Deferred Charges	0	(183,674)	(104,077)	(287,751)
Intergovernmental Receivables	(757,008)	0	0	0
Adjusted Net Position at December 31, 2011	\$137,866,080	\$33,716,562	\$16,370,248	\$50,086,810

NOTE 4 - BUDGETARY BASIS OF ACCOUNTING

While reporting financial position, results of operations, and changes in fund balances on the basis of generally accepted accounting principles (GAAP), the budgetary basis as provided by law is based upon accounting for certain transactions on a basis of cash receipts, disbursements, and encumbrances.

The Statements of Revenues, Expenditures, and Changes in Fund Balance - Budget (Non-GAAP Basis) and Actual for the General Fund and each major special revenue fund are presented on the budgetary basis to provide a meaningful comparison of actual results with the budget. The major differences between the budget basis and the GAAP basis are as follows:

- A. Revenues are recorded when received in cash (budget basis) as opposed to when susceptible to accrual (GAAP basis).
- B. Expenditures are recorded when paid in cash (budget basis) as opposed to when the liability is incurred (GAAP basis).
- C. Outstanding year-end encumbrances are treated as expenditures (budget basis) rather than restricted, committed, or assigned fund balance.
- D. Unrecorded cash, unreported interest, market value adjustments for investments, and prepaid items are reported on the balance sheet (GAAP basis), but not on the budgetary basis.
- E. Cash that is held by the agency funds on behalf of County funds on a budget basis are allocated and reported on the balance sheet (GAAP basis) in the appropriate County fund.
- F. Advances-in and advances-out are operating transactions (budget) as opposed to balance sheet transactions (GAAP).

Muskingum County, Ohio

**Notes to the Basic Financial Statements
For the Year Ended December 31, 2012**

Adjustments necessary to convert the results of operations at year-end on the Budget basis to the GAAP basis are as follows:

Net Change in Fund Balances General and Major Special Revenue Funds					
	General	Public Assistance	County Home Levy	Starlight School Levy	Children Services Levy
GAAP Basis	\$5,512,919	\$60,800	(\$2,930,253)	\$2,994,611	\$24,458
Net Adjustment for Revenue Accruals	(378,208)	(132,843)	0	(67,848)	8,122
Beginning of the Year:					
Unrecorded Cash	79,369	191,323	0	0	0
Unreported Interest	165,808	0	0	0	0
Agency Fund Cash Allocation	98,823	0	114,910	229,820	91,928
Prepaid Items	227,871	7,614	0	14,935	4,378
End of the Year:					
Unrecorded Cash	(81,338)	(7,838)	0	0	0
Unreported Interest	(93,597)	0	0	0	0
Agency Fund Cash Allocation	(140,196)	0	0	(326,037)	(130,415)
Prepaid Items	(219,972)	(18,823)	0	(16,785)	(322)
Net Adjustment for Expenditure Accruals	(122,109)	75,723	(123,792)	26,022	31,144
Transfers In	(2,052,756)	75,372	0	0	0
Transfers Out	(34,738)	0	2,052,756	0	0
Advances In	2,207,952	0	0	0	0
Advances Out	(569,152)	0	0	0	0
Encumbrances	(372,502)	(125,614)	(4,520)	(138,027)	(265,256)
Budget Basis	<u>\$4,228,174</u>	<u>\$125,714</u>	<u>(\$890,899)</u>	<u>\$2,716,691</u>	<u>(\$235,963)</u>

NOTE 5 - ACCOUNTABILITY AND COMPLIANCE

A. Accountability

The following funds had deficit fund balance/net position as of December 31, 2012:

Fund	Deficit Fund Balance/Net Position
Moving Ohio Forward Special Revenue Fund	\$56,724
Self-Insurance Health Internal Service Fund	844,865

These deficits are the result of the recognition of payables in accordance with generally accepted accounting principles. The General Fund provides transfers to cover deficit balances; however, this is done when cash is needed rather than when accruals occur.

Muskingum County, Ohio

Notes to the Basic Financial Statements For the Year Ended December 31, 2012

B. Legal Compliance

The following accounts had expenditures plus encumbrances in excess of appropriations contrary to Section 5705.41, Revised Code:

<u>Fund/Fund Type</u>	<u>Excess</u>
General Fund	
Public Works	
Planning Commission	
Salaries and Wages	\$111
Tuberculosis Clinic Special Revenue Fund	
Health	
Materials and Supplies	13,273
Issue II Capital Project Fund	
Intergovernmental	
Contractual Services	59,273

Contrary to section 5705.39, Revised Code, the General Fund had appropriations exceeding estimated resources at year end in the amount of \$311,377. This excess is the result of unpaid advances at the beginning of the year not required to be budgeted but are a component of available resources.

The County will more closely monitor budgetary procedures pertaining to violations of this nature in the future.

NOTE 6 - DEPOSITS AND INVESTMENTS

Monies held by the County are classified by State Statute into two categories, active and inactive.

Active monies are public monies determined to be necessary to meet current demands on the treasury. Such monies must be maintained either as cash in the County treasury, in commercial accounts payable or withdrawable on demand, including negotiable order of withdrawal (NOW) accounts, or in money market deposit accounts.

Protection of the County's deposits is provided by the Federal Deposit Insurance Corporation (FDIC), by eligible securities pledged by the financial institution as security for repayment, by surety company bonds deposited with the treasurer by the financial institution, or by a single collateral pool established by the financial institution to secure the repayment of all public monies deposited with the institution.

Monies held by the County, which are not considered active, are classified as inactive. Inactive monies may be deposited or invested in the following securities provided a written investment policy has been filed with the Ohio Auditor of State:

1. United States Treasury Bills, Notes, Bonds, or any other obligation or security issued by the United States Treasury or any other obligation guaranteed as to principal and interest by the United States, or any book entry, zero-coupon United States treasury security that is a direct obligation of the United States;

Muskingum County, Ohio

Notes to the Basic Financial Statements For the Year Ended December 31, 2012

2. Bonds, notes, debentures, or any other obligations or securities entered into by any federal government agency or instrumentality, including, but not limited to, the Federal National Mortgage Association, Federal Home Loan Bank, Federal Farm Credit Bank, Federal Home Loan Mortgage Corporation, Government National Mortgage Association, and Student Loan Marketing Association. All federal agency securities shall be direct issuances of federal government agencies or instrumentalities;
3. Written repurchase agreements in the securities listed above provided that the market value of the securities subject to the repurchase agreement must exceed the principal value of the agreement by at least two percent and be marked to market daily, and that the term of the agreement must not exceed thirty days;
4. Bonds and other obligations of the State of Ohio or its political subdivisions, provided that such political subdivision are located wholly or partly within the County;
5. Time certificates of deposit or savings or deposit accounts including, but not limited to, passbook accounts;
6. No-load money market mutual funds consisting exclusively of obligations described in (1) or (2) above, and repurchase agreements secured by such obligations, provided that these investments are made only through eligible institutions;
7. The State Treasurer's investment pool (STAROhio);
8. Securities lending agreements in which the County lends securities and the eligible institution agrees to simultaneously exchange similar securities or cash, equal value for equal value;
9. Up to twenty-five percent of the County's average portfolio may be in either of the following:
 - a. Commercial paper notes in entities incorporated under the laws of Ohio or any other State that have assets exceeding five hundred million dollars rated at the time of purchase, which are rated in the highest qualification established by two nationally recognized standard rating services, which do not exceed ten percent of the value of the outstanding commercial paper of the issuing corporation and which mature within 270 days after purchase;
 - b. Bankers acceptances eligible for purchase by the federal reserve system and which mature within 180 days after purchase.
10. Fifteen percent of the County's average portfolio may be in notes issued by U.S. corporations or by depository institutions that are doing business under authority granted by the U.S. provided that the notes are rated in the second highest or higher category by at least two nationally recognized standard rating services at the time of purchase and the notes mature within two years from the date of purchase.

Muskingum County, Ohio

Notes to the Basic Financial Statements For the Year Ended December 31, 2012

11. No-load money market mutual funds rated in the highest category at the time of purchase by at least one nationally recognized standard rating service consisting exclusively of obligations guaranteed by the United States, securities issued by a federal government agency or instrumentality, and/or highly rated commercial paper.
12. One percent of the County's average portfolio in debt interests rated at the time of purchase in the three highest categories by two nationally recognized standard rating services and issued by foreign nations diplomatically recognized by the United States government.

Reverse repurchase agreements, investments in derivatives, and investments in stripped principal or interest obligations that are not issued or guaranteed by the United States, are prohibited. The issuance of taxable notes for the purpose of arbitrage, the use of leverage and short selling are also prohibited. Other than corporate notes, commercial paper, and bankers' acceptances, an investment must mature within five years from the date of settlement unless matched to a specific obligation or debt of the County. Investments must be purchased with the expectation that they will be held to maturity. Investments may only be made through specified dealers and institutions. Payment for investments may be made only upon delivery of the securities representing the investments to the treasurer or qualified trustee or, if the securities are not represented by a certificate, upon receipt of confirmation of transfer from the custodian.

At December 31, 2012, the County's Starlight School Levy Special Revenue Fund had a cash balance of \$2,712,450 with MEORC, a jointly governed organization (see Note 20). The money is held by MEORC in a pooled account which is representative of numerous entities and therefore cannot be classified by risk under GASB Statement 40. Any risk associated with the cash and cash equivalents and investments for MEORC as a whole may be obtained from their audit report. To obtain financial information, write to the Mid East Ohio Regional Council, Cathy Henthorn, who serves as Director of Financial Operations, 1 Avalon Road, Mt. Vernon, Ohio 43050.

Cash on Hand

At year-end, the County had \$659,870 in undeposited cash on hand which is included on the financial statements of the County as part of "Equity in Pooled Cash and Cash Equivalents" and "Cash and Cash Equivalents in Segregated Accounts".

Deposits

Custodial Credit Risk Custodial credit risk for deposits is the risk that in the event of bank failure, the County will not be able to recover deposits or collateral securities that are in the possession of an outside party. At year-end, \$38,927,275 of the County's bank balance of \$51,066,178 was exposed to custodial credit risk because it was uninsured and uncollateralized. Although all statutory requirements for the deposit of money had been followed, non-compliance with federal requirements could potentially subject the County to a successful claim by the FDIC.

The County has no deposit policy for custodial risk beyond the requirements of State statute. Ohio law requires that deposits be either insured or be protected by eligible securities pledged to and deposited either with the County or a qualified trustee by the financial institution as security for repayment, or by a collateral pool of eligible securities deposited with a qualified trustee and pledged to secure the repayment of all public monies deposited in the financial institution whose market value at all times shall be at least one hundred five percent of the deposits being secured.

Muskingum County, Ohio

Notes to the Basic Financial Statements For the Year Ended December 31, 2012

Investments

As of December 31, 2012, the County had the following investments. All investments are in an internal investment pool.

	Fair Value	Maturity	Percent of Total Investments	Rating	Rating Agency
Federal Home Loan Mortgage Corporation Bonds	\$1,005,488	02/24/2016	4.70%	AA+	S&P
Federal National Mortgage Association Bonds	500,897	08/22/2017	2.34%	AA+	S&P
Federal Home Loan Bank Bonds	6,006,046	12/28/2016-12/28/2017	28.08%	AA+	S&P
State and Local Government Series Bonds	14,600	07/01/2013-07/01/2014	0.08%	AAA	S&P
Federal Farm Credit Bank Bonds	13,858,912	04/08/2013-11/27/2017	64.80%	AA+	S&P
Total	<u><u>\$21,385,943</u></u>		<u><u>100.00%</u></u>		

Interest Rate Risk The County's investment policy does not address interest rate risk. State statute requires that an investment mature within five years from the date of purchase, unless matched to a specific obligation or debt of the County, and that an investment must be purchased with the expectation that it will be held to maturity. The intent of the policy is to avoid the need to sell securities prior to maturity.

Credit Risk The County has no investment policy that addresses credit risk.

Custodial Credit Risk For an investment, custodial credit risk is the risk that, in the event of the failure of the counterparty, the County will not be able to recover the value of its investments or collateral securities that are in the possession of an outside party. The County has no investment policy dealing with investment custodial credit risk beyond the requirement in state statute that prohibits payment for investments prior to the delivery of the securities representing such investments to the treasurer or qualified trustee.

Concentration of Credit Risk The County places no limit on the amount it may invest in any one issuer. The percentage of total investments is listed in the table above.

NOTE 7 - PROPERTY TAXES

Property taxes include amounts levied against all real and public utility property located in the County. Property tax revenue received during 2012 for real and public utility property taxes represents collections of 2011 taxes.

2012 real property taxes were levied after October 1, 2012, on the assessed value as of January 1, 2012, the lien date. Assessed values are established by State law at 35 percent of appraised market value. 2012 real property taxes are collected in and intended to finance 2013.

Real property taxes are payable annually or semi-annually. If paid annually, payment is due December 31; if paid semi-annually, the first payment is due December 31, with the remainder payable by June 20. Under certain circumstances, State statute permits later payment dates to be established.

Muskingum County, Ohio

Notes to the Basic Financial Statements For the Year Ended December 31, 2012

Public utility tangible personal property currently is assessed at varying percentages of true value; public utility real property is assessed at 35 percent of true value. 2012 public utility property taxes which became a lien December 31, 2011, were levied after October 1, 2012, and are collected in 2013 with real property taxes.

The full tax rate for all County operations for the year ended December 31, 2012, was \$14.05 per \$1,000 of assessed value. The assessed values of real and tangible personal property upon which 2012 property tax receipts were based are as follows:

Real Property	\$1,488,280,690
Public Utility Personal Property	<u>179,263,290</u>
Total Assessed Value	<u><u>\$1,667,543,980</u></u>

The County Treasurer collects property taxes on behalf of all taxing districts in the County. The County Auditor periodically remits to the taxing districts their portion of the taxes collected. The collection and distribution of taxes for all subdivisions within the County, excluding the County itself, is accounted for through agency funds. The amount of the County's tax collections is accounted for within the applicable funds. Property taxes receivable represents real and public utility taxes and outstanding delinquencies which are measurable as of December 31, 2012, and for which there is an enforceable legal claim. In the governmental funds, the portion of the receivable not levied to finance 2012 operations is offset to deferred inflows of resources - property taxes not levied to finance current year operations. On the accrual basis, collectible delinquent property taxes have been recorded as a receivable and revenue while on the modified accrual basis the revenue has been reported as deferred inflows of resources - unavailable revenue.

NOTE 8 - PERMISSIVE SALES AND USE TAXES

In 1971, the County Commissioners by resolution imposed a one-half percent tax, and an additional one-half percent tax in 1982 and 1993, respectively, on all retail sales made in the County, except sales of motor vehicles, and on the storage, use, or consumption in the County of tangible personal property, including automobiles, not subject to sales tax. Vendor collections of the tax are paid to the State Treasurer by the twenty-third day of the month following collection.

The State Tax Commissioner certifies to the State Auditor the amount of the tax to be returned to the County. The Tax Commissioner's certification must be made within forty-five days after the end of each month. The Office of Budget and Management then has five days in which to draw the warrant payable to the County. Proceeds of the tax are credited entirely to the General Fund.

NOTE 9 - RECEIVABLES

Receivables at December 31, 2012, consisted of taxes, payments in lieu of taxes, accrued interest, sales taxes, permissive motor vehicle license tax, accounts (billings for user charged services, including unbilled utility services and tap-in fees that the County is allowing property owners to pay over time), special assessments, interfund, loans, and intergovernmental receivables arising from grants, entitlements and shared revenues.

Muskingum County, Ohio

Notes to the Basic Financial Statements For the Year Ended December 31, 2012

A summary of the principal items of intergovernmental receivables follows:

<u>Governmental Activities</u>	<u>Amount</u>
Property Tax Allocations	\$923,205
Local Government Subsidies	343,865
Casino Tax Revenue	438,659
Workers' Compensation Reimbursements	61,850
Highway Traffic Safety Grant	11,798
Moving Ohio Forward Grant	56,724
Felony Delinquent Care and Custody Grants	23,218
911 Funding	18,249
Homeland Security Grants	8,089
FEMA Grants	7,729
Housing of Prisoners	1,750
Highway Grants	3,708
Public Defender	83,363
Detention Reimbursements	25,077
Estate Taxes	24,617
MVL Distribution	1,328,543
Gasoline Excise Tax	1,113,222
JEDD Income Tax Sharing	95,579
Indigent Drivers Alcohol Treatment	8,137
Victims of Criminal Account Grant	30,298
Ohio Childrens' Trust Grant	13,777
Community Development Block Grants	900,223
Jail Reduction Grant	22,033
Community Corrections Grant	126,813
Tuberculosis Reimbursements	46,313
Children Services Grants and Subsidies	735,981
Child Support Enforcement Grants and Subsidies	176,413
Starlight School Levy Grants and Subsidies	1,121,249
Miscellaneous Intergovernmental Receivables	<u>7,755</u>
Total Governmental Activities	<u>7,758,237</u>
<u>Business - Type Activities</u>	
Water Pollution Control Grant	355,364
FEMA Grants	22,561
Community Development Block Grants	<u>5,000</u>
Total Business-Type Activities	<u>382,925</u>
Total Intergovernmental Receivables	<u><u>\$8,141,162</u></u>

Delinquent accounts receivable may be certified and collected as a special assessment, subject to foreclosure for non-payment. Management believes all other receivables are fully collectible within one year, except for property taxes, payments in lieu of taxes, special assessments, loans, and a portion of the interfund receivables.

Property taxes, although ultimately collectible, include some portion of delinquencies that will not be collected within one year. Delinquent property taxes deemed collectible by the County Auditor and recorded as a receivable in the amount of \$2,858,411 may not be collected within one year.

Muskingum County, Ohio

Notes to the Basic Financial Statements For the Year Ended December 31, 2012

During 2012, and in previous years, several tax abatement agreements were entered into between the County and local businesses to encourage economic growth in the County. In addition to the abatements, the businesses also agreed with the County and various school districts to make compensation payments in lieu of taxes. Each agreement states a specified percentage that the businesses will pay based on what the property taxes would normally have been. The receivable has been recorded in each of the levied funds. The County is not able to record a receivable for the entire amount of all payments because the payments are based upon projected collections.

The County entered into Tax Increment Financing Agreements with The Longaberger Company during 1999 and Lowe's Home Center, Inc. during 1994 for the construction of a distribution center and infrastructure improvements. To encourage these improvements, the companies were granted an exemption from paying any property taxes on the new construction; however, payments in lieu of taxes are made to the County each year in an amount equal to the real property taxes that otherwise would have been due. The County is not able to record a receivable for the entire amount for all payments because the payments are based upon projected collections. These payments are being used to finance the above improvements and will continue until the earlier of 30 years or until the revenue in lieu of taxes equals or exceeds the costs of the improvements. A receivable for the amount has been recorded in the Redevelopment Tax Equivalent and the Brandywine Loop Extension Special Revenue Funds.

Special assessments relating to the payment of debt are not expected to be collected within one year. The amount not scheduled for collection during the subsequent year is \$259,445. The County has \$26,579 in delinquent special assessments at December 31, 2012.

Loans Receivable, although ultimately collectible, will not be collected within one year. The County is reflecting a \$263,229 loan receivable in the Debt Service Fund with \$25,000 expected to be received during 2013. This is the result of a loan made to the County Fairboard during 2002. The remaining loan receivable in the amount of \$36,000 in the General Fund represents a loan made to the Zanesville-Muskingum County Port Authority that is to be repaid during 2013.

Muskingum County, Ohio

Notes to the Basic Financial Statements For the Year Ended December 31, 2012

NOTE 10 - CAPITAL ASSETS

Capital asset activity for the year ended December 31, 2012, was as follows:

	Balance December 31, 2011	Additions	Reductions	Balance December 31, 2012
<u>Governmental Activities</u>				
Non-Depreciable Capital Assets:				
Land	\$6,676,894	\$0	\$0	\$6,676,894
Land Improvements	33,951,070	0	0	33,951,070
Construction in Progress	1,883,335	65,862	(1,916,277)	32,920
Total Non-Depreciable Capital Assets	<u>42,511,299</u>	<u>65,862</u>	<u>(1,916,277)</u>	<u>40,660,884</u>
Depreciable Capital Assets:				
Buildings	40,310,032	1,916,277	(918,920)	41,307,389
Machinery, Equipment, Furniture and Fixtures	6,859,723	190,566	(389,191)	6,661,098
Vehicles	7,290,517	378,842	(370,715)	7,298,644
Infrastructure	51,576,931	2,914,399	(2,804,971)	51,686,359
Total Depreciable Capital Assets	<u>106,037,203</u>	<u>5,400,084</u>	<u>(4,483,797)</u>	<u>106,953,490</u>
Accumulated Depreciation:				
Buildings	(11,029,070)	(796,055)	896,916	(10,928,209)
Machinery, Equipment, Furniture and Fixtures	(5,592,525)	(276,771)	380,058	(5,489,238)
Vehicles	(5,609,161)	(419,066)	356,675	(5,671,552)
Infrastructure	(24,350,897)	(1,886,246)	2,141,043	(24,096,100)
Total Accumulated Depreciation	<u>(46,581,653)</u>	<u>(3,378,138) *</u>	<u>3,774,692</u>	<u>(46,185,099)</u>
Total Depreciable Capital Assets, Net	<u>59,455,550</u>	<u>2,021,946</u>	<u>(709,105)</u>	<u>60,768,391</u>
Governmental Capital Assets, Net	<u>\$101,966,849</u>	<u>\$2,087,808</u>	<u>(\$2,625,382)</u>	<u>\$101,429,275</u>

*Depreciation expense was charged to governmental activities as follows:

General Government:	
Legislative and Executive	\$220,855
Judicial	135,871
Public Safety	447,976
Public Works	2,196,136
Health	60,787
Human Services	316,513
Total Depreciation Expense	<u>\$3,378,138</u>

During 2012, the County received capital contributions in the amount of \$11,195 from the Law Enforcement Trust Agency Fund for the purchase of a copier and also received \$30,545 in capital contributions from the Muskingum County Center for Seniors for the purchase of 3 vehicles.

Muskingum County, Ohio

Notes to the Basic Financial Statements For the Year Ended December 31, 2012

	Balance December 31, 2011	Additions	Reductions	Balance December 31, 2012
<u>Business - Type Activities</u>				
Non-Depreciable Capital Assets:				
Land	\$199,100	\$0	\$0	\$199,100
Construction in Progress	2,086,807	1,401,523	(2,361,877)	1,126,453
Total Non-Depreciable Capital Assets	2,285,907	1,401,523	(2,361,877)	1,325,553
Depreciable Capital Assets:				
Buildings	836,307	10,495	0	846,802
Machinery, Equipment, Furniture and Fixtures	486,821	308,258	0	795,079
Vehicles	787,519	0	(10,950)	776,569
Infrastructure	98,734,113	2,951,190	(231,697)	101,453,606
Total Depreciable Capital Assets	100,844,760	3,269,943	(242,647)	103,872,056
Accumulated Depreciation:				
Buildings	(439,477)	(19,438)	0	(458,915)
Machinery, Equipment, Furniture and Fixtures	(384,913)	(49,807)	0	(434,720)
Vehicles	(719,557)	(21,631)	10,950	(730,238)
Infrastructure	(29,644,630)	(2,142,673)	87,990	(31,699,313)
Total Accumulated Depreciation	(31,188,577)	(2,233,549) *	98,940	(33,323,186)
Total Depreciable Capital Assets, Net	69,656,183	1,036,394	(143,707)	70,548,870
Business - Type Activities				
Capital Assets, Net	\$71,942,090	\$2,437,917	(\$2,505,584)	\$71,874,423

*Of this amount, \$130,099 is presented as amortization expense on the Statement of Revenues, Expenses, and Changes in Fund Net Position relating to the County's intangible asset of purchased sewer capacity which is included in the above table as part of infrastructure.

The Sewer Enterprise Fund received capital contributions in the amount \$6,016 from the Zanesville - Muskingum County Port Authority and \$16,946 from governmental activities used for infrastructure improvements.

NOTE 11 - RISK MANAGEMENT

The County is exposed to various risks of loss related to torts; theft of, damage to, or destruction of assets; errors and omissions; employee injuries; and natural disasters. The County contracts with County Risk Sharing Authority, Inc. (CORSA) to address property, liability, and crime insurance coverage. CORSA, a non-profit corporation sponsored by the County Commissioners Association of Ohio, was created to provide affordable liability, property, casualty, and crime insurance coverage for its members and was established May 12, 1987.

Coverage is as follows:

Property Coverage:

Property	\$143,715,407 replacement cost value
Equipment Breakdown	\$100,000,000 each accident
Crime	\$1,000,000 each occurrence

Liability Coverage:

Automobile Liability	\$1,000,000 each occurrence
Uninsured/Underinsured Motorists	\$250,000 each occurrence

Muskingum County, Ohio

Notes to the Basic Financial Statements For the Year Ended December 31, 2012

General Liability	\$1,000,000 each occurrence
Attorney Disciplinary Proceedings	\$25,000 each occurrence
	\$25,000 annual aggregate
Sirens	\$315,000 replacement cost value
Dog Warden Blanket Bond	\$2,000 limit
Medical Professional Liability	\$2,000,000 each occurrence
Law Enforcement Liability	\$1,000,000 each occurrence
Errors and Omissions Liability	\$1,000,000 each occurrence
	\$1,000,000 annual aggregate
Excess Liability	\$7,000,000 each occurrence
	\$7,000,000 annual aggregate

The deductible on the above coverage for each occurrence is \$5,000.

Settlements have not exceeded coverage in any of the last three years. There has not been a significant reduction in coverage from the prior year.

The County maintains a limited risk health insurance program for employees through Sun Life Assurance Company. Premiums are paid to a third party administrator, MedBen Administrative Group. The claims are processed and monitored by a County insurance administrator in conjunction with the third party administrator. An internal service fund is presented in the financial statements and reflects premiums paid into the Self-Insurance Health Internal Service Fund by other funds which are available to pay claims and administrative costs, and establish claim reserves. An excess coverage insurance policy covers annual individual claims in excess of \$125,000 and aggregate annual claims in excess of \$9,209,359.

The claims liability of the Self-Insurance Health Internal Service Fund of \$979,437 is based on the requirements of Governmental Accounting Standards Board Statement No. 30 which requires that a liability for unpaid claims costs, including estimates of costs relating to incurred but not reported claims, be reported. The estimate was not affected by incremental claim adjustment expenses and does not include other allocated or unallocated claim adjustment expenses. Amounts reported were provided by the County's third party administrators.

Changes in the funds' claims liability for 2011 and 2012 were:

Self Insurance Health Fund	Balance at Beginning of Year	Current Year Claims	Claims Payments	Balance at End of Year
2011	\$1,353,000	\$6,038,340	\$6,337,440	\$1,053,900
2012	1,053,900	7,110,027 (1)	7,184,490	979,437

(1) Claims Expense	\$7,046,575
Increase in Claims Reimbursement Receivable	<u>63,452</u>
Current Year Claims	<u><u>\$7,110,027</u></u>

The County participates in the State Workers' Compensation retrospective rating and payment program. Under the retrospective rating program, the County accumulates workers' compensation premiums in a self-insurance internal service fund based upon rates determined by their third party administrator. A portion of the premiums are paid to the State of Ohio to cover administrative fees, while the remaining premiums are maintained in the fund and used to pay claims as they are billed by the State. Claims are billed to the County one year in arrears. Once the County receives notice of the 2012 claims paid by the Bureau of Workers' Compensation, the County will reimburse the State for claims paid on the County's behalf. This payable is reclassified from claims payable to intergovernmental payable.

Muskingum County, Ohio

Notes to the Basic Financial Statements For the Year Ended December 31, 2012

Participation in the plan is approved on a yearly basis and is limited to counties that can meet the plan's selection criteria. The County contracts with the firm of Comp Management, Inc. to provide administrative, costs controls, and actuarial services for the plan. Incurred but not reported, incurred but not paid, and premium of \$705,690 have been accrued as liabilities at December 31, 2012, based on an estimate by the County Auditor's office and the Bureau of Workers' Compensation. The intergovernmental and claims liabilities reported in the Workers' Compensation Internal Service Fund at December 31, 2012, is based on the requirements of Governmental Accounting Standards Board Statement No. 30 which requires that a liability for unpaid costs, including estimates of costs related to incurred but not reported and incurred but not paid claims, be reported. The estimate was not affected by incremental claim adjustment expenses and does not include other allocated or unallocated claim adjustment expenses. Changes in the fund's claims and intergovernmental liabilities in 2011 and 2012 were:

Self-Insurance Workers' Compensation Fund	Balance at Beginning of Year	Current Year Claims	Claims Payments	Change in Workers' Compensation Premium	Balance at End of Year
2011	\$1,009,352	\$264,480	\$363,729	(\$8,529)	\$901,574
2012	901,574	107,966 (1)	168,995	(134,855)	705,690

(1) Claims Expense	\$46,116
Increase in Claims Reimbursement Receivable	<u>61,850</u>
Current Year Claims	<u><u>\$107,966</u></u>

NOTE 12 - DEFINED BENEFIT PENSION PLANS

A. Ohio Public Employees Retirement System

Plan Description - The County participates in the Ohio Public Employees Retirement System (OPERS). OPERS administers three separate pension plans. The Traditional Pension Plan is a cost-sharing, multiple-employer defined benefit pension plan. The Member-Directed Plan is a defined contribution plan in which the member invests both member and employer contributions (employer contributions vest over five years at 20 percent per year). Under the Member Directed Plan, members accumulate retirement assets equal to the value of the member and vested employer contributions plus any investment earnings. The Combined Plan is a cost-sharing, multiple-employer defined benefit pension plan. Under the combined plan, OPERS invests employer contributions to provide a formula retirement benefit similar in nature to, but less than, the Traditional Pension Plan benefit. Member contributions, the investment of which is self-directed by the members, accumulate retirement assets in a manner similar to the Member Directed Plan.

OPERS provides retirement, disability, survivor and death benefits, and annual cost of living adjustments to members of the Traditional Pension and Combined Plans. Members of the Member-Directed Plan do not qualify for ancillary benefits. Authority to establish and amend benefits is provided by Chapter 145 of the Ohio Revised Code. OPERS issues a stand-alone financial report. Interested parties may obtain a copy by visiting <https://www.opers.org/investments/cafr.shtml>, writing to OPERS, 277 East Town Street, Columbus, Ohio 43215-4642, or by calling 614-222-5601 or 800-222-7377.

Muskingum County, Ohio

Notes to the Basic Financial Statements For the Year Ended December 31, 2012

Funding Policy - The Ohio Revised Code provides statutory authority for member and employer contributions and currently limits the employer contribution to a rate not to exceed 14 percent of covered payroll for state and local employer units and 18.1 percent of covered payroll for law enforcement and public safety employer units. Member contribution rates, as set forth in the Ohio Revised Code, are not to exceed 10 percent of covered payroll for members in State and local divisions and 12 percent for law enforcement and public safety members. For the year ended December 31, 2012, members in state and local divisions contributed 10 percent of covered payroll while public safety and law enforcement members contributed 11.5 percent and 12.1 percent, respectively. Effective January 1, 2013, the member contribution rates for public safety and law enforcement increased to 12 percent and 12.6 percent, respectively. While members in the state and local divisions may participate in all three plans, law enforcement and public safety divisions exist only within the Traditional Pension Plan. For 2012, member and employer contribution rates were consistent across all three plans.

The County's 2012 contribution rate was 14 percent, except for those plan members in law enforcement or public safety, for whom the County's contribution was 18.1 percent of covered payroll. The portion of employer contributions used to fund pension benefits is net of post-employment health care benefits. The portion of employer contribution allocated to health care for members in the Traditional Plan was 4 percent for 2012. The portion of employer contributions allocated to health care for members in the Combined Plan was 6.05 percent for 2012. Employer contributions rates are actuarially determined.

The County's required contributions for pension obligations to the Traditional Pension and Combined Plans for the years ended December 31, 2012, 2011, and 2010 were \$3,331,790, \$3,563,643, and \$2,723,207, respectively. For 2012, 96 percent has been contributed with the balance being reported as an intergovernmental payable. The full amount has been contributed for 2011 and 2010. Contributions to the Member-Directed Plan for 2012 were \$66,811 made by the County and \$47,722 made by the plan members.

B. State Teachers Retirement System (STRS)

Plan Description - The County participates in the State Teachers Retirement System of Ohio (STRS Ohio), a cost-sharing multiple employer public employee retirement plan. STRS Ohio provides retirement and disability benefits to members and death and survivor benefits to beneficiaries. STRS Ohio issues a stand-alone financial report that may be obtained by writing to STRS Ohio, 275 E. Broad Street, Columbus, Ohio 43215-3771, by calling (888) 227-7877, or by visiting the STRS Ohio Web site at www.strsoh.org.

New members have a choice of three retirement plans, a Defined Benefit (DB) Plan, a Defined Contribution (DC) Plan, and a Combined Plan. The DB plan offers an annual retirement allowance based on final average salary times a percentage that varies based on years of service, or an allowance based on a member's lifetime contributions and earned interest matched by STRS Ohio funds divided by an actuarially determined annuity factor. The DC Plan allows members to place all their member contributions and employer contributions equal to 10.5 percent of earned compensation into an investment account. Investment decisions are made by the member. A member is eligible to receive a retirement benefit at age 50 and termination of employment. The member may elect to receive a lifetime monthly annuity or a lump sum withdrawal. The Combined Plan offers features of both the DC Plan and the DB Plan. In the Combined Plan, member contributions are invested by the member, and employer contributions are used to fund the defined benefit payment at a reduced level from the regular DB Plan. The DB portion of the Combined Plan payment is payable to a member on or after age 60; the DC portion of the account may be taken as a lump sum or converted to a lifetime monthly annuity at age 50. Benefits are established by Chapter 3307 of the Ohio Revised Code.

Muskingum County, Ohio

Notes to the Basic Financial Statements For the Year Ended December 31, 2012

A DB or Combined Plan member with five or more years credited service who becomes disabled may qualify for a disability benefit. Eligible spouses and dependents of these active members who die before retirement may qualify for survivor benefits. Members in the DC Plan who become disabled are entitled only to their account balance. If a member of the DC Plan dies before retirement benefits begin, the member's designated beneficiary is entitled to receive the member's account balance.

Funding Policy - For the fiscal year ended December 31, 2012, plan members were required to contribute 10 percent of their annual covered salaries. The County was required to contribute 14 percent; 13 percent was the portion used to fund pension obligations. For fiscal year 2011, the portion used to fund pension obligations was also 13 percent. Contribution rates are established by the State Teachers Retirement Board, upon recommendations of its consulting actuary, not to exceed statutory maximum rates of 10 percent for members and 14 percent for employers. Chapter 3307 of the Ohio Revised Code provides statutory authority for member and employer contributions.

The County's required contributions for pension obligations to STRS Ohio for the years ended December 31, 2012, 2011, and 2010 were \$94,837, \$87,645, and \$100,519, respectively; 96 percent has been contributed for 2012 and 100 percent for years 2011 and 2010. There were no amounts contributed to the DC and Combined plans for 2012 by the County or by the plan members.

NOTE 13 - POST-EMPLOYMENT BENEFITS

A. Ohio Public Employees Retirement System (OPERS)

Plan Description - Ohio Public Employees Retirement System (OPERS) administers three separate pension plans. The Traditional Pension Plan - a cost-sharing, multiple-employer defined benefit pension plan; the Member-Directed Plan - a defined contribution plan; and the Combined Plan - a cost-sharing, multiple-employer defined benefit pension plan that has elements of both a defined benefit and defined contribution plan.

OPERS maintains a cost sharing multiple-employer defined benefit post-employment health care plan for qualifying members of both the Traditional Pension and the Combined Plans. Members of the Member-Directed Plan do not qualify for ancillary benefits, including post-employment health care coverage. The plan includes a medical plan, a prescription drug program, and Medicare Part B premium reimbursement.

In order to qualify for post-employment health care coverage, age and service retirees under the Traditional Pension and Combined Plans must have ten or more years of qualifying Ohio service credit. Health care coverage for disability benefit recipients and qualified survivor benefit recipients is available. The Ohio Revised Code permits, but does not mandate, OPERS to provide health care benefits to its eligible members and beneficiaries. Authority to establish and amend benefits is provided in Chapter 145 of the Ohio Revised Code.

Disclosures for the health care plan are presented separately in the OPERS financial report which may be obtained by visiting <https://www.opers.org/investments/cafr.shtml>, writing to OPERS, 277 East Town Street, Columbus, Ohio 43215-4642, or by calling 614-222-5601 or 800-222-7377.

Funding Policy - The post-employment health care plan was established under, and is administered in accordance with, Internal Revenue Code 401 (h). The Ohio Revised Code provides the statutory authority requiring public employers to fund post-employment health care through contributions to OPERS. A portion of each employer's contribution to the Traditional or Combined Plans is set aside for the funding of post-employment health care.

Muskingum County, Ohio

Notes to the Basic Financial Statements For the Year Ended December 31, 2012

Employer contribution rates are expressed as a percentage of the covered payroll of active employees. In 2012, state and local government employers contributed at a rate of 14 percent of covered payroll, and public safety and law enforcement employers contributed at 18.1 percent. These are the maximum employer contribution rates permitted by the Ohio Revised Code.

Each year, the OPERS Retirement Board determines the portion of the employer contribution rate that will be set aside for funding post-employment health care benefits. The portion of employer contributions allocated to health care for members in the Traditional Plan was 4 percent for 2012. The portion of employer contributions allocated to health care for members in the Combined Plan was 6.05 percent for 2012. Effective January 1, 2013, the portion of employer contributions allocated to healthcare was lowered to 1 percent for both plans, as recommended by the OPERS Actuary.

The OPERS Retirement Board is also authorized to establish rules for the payment of a portion of the health care benefits provided, by the retiree or the retiree's surviving beneficiaries. Payment amounts vary depending on the number of covered dependents and the coverage selected. Active members do not make contributions to the post-employment health care plan.

The County's contributions allocated to fund post-employment health care benefits for the years ended December 31, 2012, 2011, and 2010 were \$1,278,091, \$1,369,790 and \$1,559,229, respectively. For 2012, 96 percent has been contributed with the balance being reported as an intergovernmental payable. The full amount has been contributed for 2011 and 2010.

Changes to the health care plan were adopted by the OPERS Board of Trustees on September 19, 2012, with a transition plan commencing on January 1, 2014. With the recent passage of pension legislation under SB 343 and the approved health care changes, OPERS expects to be able to consistently allocate 4 percent of the employer contributions toward the health care fund after the end of the transition period.

B. State Teachers Retirement System (STRS)

Plan Description - The County contributes to the cost-sharing, multiple employer defined benefit Health Plan administered by the State Teachers Retirement System of Ohio (STRS Ohio) for eligible retirees who participated in the defined benefit or combined pension plans offered by STRS Ohio. Benefits include hospitalization, physicians' fees, prescription drugs, and reimbursement of monthly Medicare Part B premiums. The Plan is included in the report of STRS Ohio which may be obtained by visiting www.strsoh.org or by calling (888) 227-7877.

Funding Policy - Ohio law authorizes STRS Ohio to offer the Plan and gives the Retirement Board authority over how much, if any, of the health care costs will be absorbed by STRS Ohio. Active employee members do not contribute to the Plan. All benefit recipients pay a monthly premium. Under Ohio law, funding for post-employment health care may be deducted from employer contributions. For 2012, STRS Ohio allocated employer contributions equal to 1 percent of covered payroll to the Health Care Stabilization Fund. The County's contributions for health care for the years ended December 31, 2012, 2011, and 2010 were \$7,295, \$6,742, and \$7,732, respectively; 96 percent has been contributed for 2012 and 100 percent has been contributed for 2011 and 2010.

Muskingum County, Ohio

Notes to the Basic Financial Statements
For the Year Ended December 31, 2012

NOTE 14 - OTHER EMPLOYEE BENEFITS

A. Compensated Absences

County employees earn vacation and sick leave at varying rates depending on length of service and department policy. All accumulated, unused vacation time is paid upon separation if the employee has at least one year of service with the County. Accumulated, unused sick leave and compensatory time are paid upon retirement to an employee at varying rates depending on length of service and department policy.

B. Other Health Insurance Options

The County offers additional health insurance options to employees covered under the County's self-insurance program. MedBen health coverage is one alternative. The County also offers life insurance coverage through UNUM Life Insurance of America, vision coverage through the Vision Service Plan, Inc., and dental coverage through Superior Dental.

NOTE 15 - CAPITAL LEASES-LESSEE DISCLOSURE

In prior years, the County has entered into capitalized leases for copiers, postage machines, vehicles, and road equipment. During 2012, the County entered into 4 lease arrangements totaling \$157,029 for five vehicles to be used by the sheriff's department, two postage machines used by the human services department, and a copier used by the building department. Each lease meets the criteria of a capital lease which is defined as transferring benefits and risks of ownership to the lessee. Capital lease payments are reflected as debt service expenditures in the basic financial statements for the governmental funds.

The assets acquired by lease have been capitalized in the government-wide statements governmental activities in the amount of \$1,995,080, which is equal to the present value of the future minimum lease payments at the time of acquisition. A corresponding liability was recorded in the government-wide statements as part of governmental activities. Governmental activities capitalized leased assets are reflected net of accumulated depreciation in the amount of \$1,095,369 at December 31, 2012. Principal payments toward all capital leases during 2012 totaled \$280,029 for governmental activities.

Future minimum least payments through 2017 for governmental activities are as follows:

<u>Year</u>	<u>Principal</u>	<u>Interest</u>
2013	\$231,686	\$22,630
2014	200,984	13,162
2015	166,121	5,508
2016	9,767	958
2017	1,095	4
Total	<u>\$609,653</u>	<u>\$42,262</u>

Muskingum County, Ohio

**Notes to the Basic Financial Statements
For the Year Ended December 31, 2012**

NOTE 16 - SIGNIFICANT COMMITMENTS

A. Encumbrances

Encumbrances are commitments to unperformed contracts for goods or services. Encumbrance accounting is utilized to the extent necessary to assure effective budgetary control and accountability and to facilitate effective cash planning and control. At year end, the amount of encumbrances expected to be honored upon performance by the vendor in the next year were as follows:

<u>Governmental Funds</u>	
General Fund	\$372,502
Public Assistance	125,614
County Home Levy	4,520
Starlight School Levy	138,027
Children Services Levy	265,256
Other Governmental Funds	<u>465,624</u>
Total Governmental Funds	<u>1,371,543</u>
 <u>Proprietary Funds</u>	
Sewer	249,978
Water	163,728
Internal Service Funds	<u>5,878</u>
Total Proprietary Funds	<u>419,584</u>
 Total All Funds	 <u><u>\$1,791,127</u></u>

B. Contractual Commitments

As of December 31, 2012, the County had contractual purchase commitments for the following projects:

<u>Project</u>	<u>Fund</u>	<u>Purchase Commitments</u>	<u>Amounts Paid as of 12/31/2012</u>	<u>Amounts Remaining on Contracts</u>
Gratiot Water Extention	Water Enterprise	\$887,980	\$112,509	\$775,471
Mt. Sterling Water Extension	Water Enterprise	776,980	534,183	242,797
Mt. Sterling Water Storage Tank	Water Enterprise	414,450	0	414,450
		<u>\$2,079,410</u>	<u>\$646,692</u>	<u>\$1,432,718</u>

Muskingum County, Ohio

Notes to the Basic Financial Statements For the Year Ended December 31, 2012

NOTE 17 - LONG-TERM OBLIGATIONS

Changes in the County's long-term obligations during 2012 consist of the following:

<u>Governmental Activities</u>	Outstanding 12/31/2011	Additions	Deletions	Outstanding 12/31/2012	Amounts Due Within One Year
General Obligation Bonds:					
2002 Various Interest Rate Various Purpose Serial Bonds - \$1,670,000	\$695,000	\$0	\$695,000	\$0	\$0
2002 Various Interest Rate Various Purpose Term Bonds - \$1,085,000	1,085,000	0	1,085,000	0	0
2006 Various Interest Rate Various Purpose Serial Bonds - \$600,000	520,000	0	35,000	485,000	40,000
2006 Various Interest Rate Various Purpose Term Bonds - \$260,000	260,000	0	0	260,000	0
Bond Premium	675	0	45	630	0
2009 Various Interest Rate Various Purpose Improvement Serial Bonds - \$2,270,000	2,096,000	0	92,000	2,004,000	92,000
Bond Premium	13,482	0	749	12,733	0
2009 Various Interest Rate Various Purpose County Facilities Refunding Serial Bonds - \$9,425,000	6,700,000	0	845,000	5,855,000	870,000
Bond Premium	126,736	0	7,921	118,815	0
2012 Various Interest Rate Various Purpose County Facilities Refunding Serial Bonds - \$1,655,000	0	1,655,000	0	1,655,000	155,000
Bond Premium	0	71,987	0	71,987	0
Total General Obligation Bonds	11,496,893	1,726,987	2,760,715	10,463,165	1,157,000
Special Assessment Debt with Governmental Commitment:					
1989 7.89% Maysville Special Assessment OWDA - \$445,478	44,550	0	17,819	26,731	17,819
1996 Variable Interest Nob Hill Special Assessment Bonds - \$610,000	230,000	0	40,000	190,000	45,000
2002 Various Interest Rate Ash Meadows Special Assessment Serial Bonds - \$130,000	50,000	0	50,000	0	0
2002 Various Interest Rate Ash Meadows Special Assessment Term Bonds - \$85,000	85,000	0	85,000	0	0
2003 Various Interest Rate Capital Facilities Refunding Serial Bonds - \$64,000	36,000	0	3,000	33,000	3,000
2003 Various Interest Rate Capital Facilities Refunding Term Bonds - \$17,000	17,000	0	0	17,000	0
2008 4.21% Rose Hill Road Area Waterline Special Assessment OWDA - \$172,042	166,029	0	3,185	162,844	3,331
2012 Various Interest Rate Various Purpose County Facilities Refunding Serial Bonds - \$130,000	0	130,000	0	130,000	15,000
Bond Premium	0	5,740	0	5,740	0
Total Special Assessment Debt	628,579	135,740	199,004	565,315	84,150
2012 0% Home Sewage Treatment System - OWDA Loan - \$60,000	0	60,000	60,000	0	0
2011 4.25% Taxable County Building Acquisition Long-Term Bond Anticipation Note - \$450,000	400,000	0	400,000	0	0
Compensated Absences	3,499,291	1,828,410	2,115,654	3,212,047	1,442,774
Workers' Compensation Claims Payable	322,018	2,407	0	324,425	0
Long-Term Contracts Payable - TID	6,235,926	0	648,095	5,587,831	669,329
Capital Leases	732,653	157,029	280,029	609,653	231,686
Total Governmental Activities	\$23,315,360	\$3,910,573	\$6,463,497	\$20,762,436	\$3,584,939

(continued)

Muskingum County, Ohio

Notes to the Basic Financial Statements For the Year Ended December 31, 2012

(continued)

	Outstanding 12/31/2011	Additions	Deletions	Outstanding 12/31/2012	Amounts Due Within One Year
<u>Business-Type Activities</u>					
General Obligation Bonds:					
2002 Various Interest Rate Sewer Improvement Serial Bonds - \$940,000	\$390,000	\$0	\$390,000	\$0	\$0
2002 Various Interest Rate Sewer Improvement Term Bonds - \$605,000	605,000	0	605,000	0	0
2003 Various Interest Rate Capital Facilities Refunding Serial Bonds - \$7,641,000	5,164,000	0	347,000	4,817,000	362,000
2003 Various Interest Rate Capital Facilities Refunding Term Bonds - \$2,078,000	2,078,000	0	0	2,078,000	0
Bond Discount	(10,404)	0	(612)	(9,792)	0
2006 Various Interest Rate Sewer Improvement Serial Bonds - \$5,995,000	4,540,000	0	325,000	4,215,000	340,000
2006 Various Interest Rate Sewer Improvement Term Bonds - \$2,125,000	2,125,000	0	0	2,125,000	0
Bond Premium	6,105	0	407	5,698	0
2009 Various Interest Rate Various Purpose Improvement Serial Bonds - \$2,135,000	1,974,000	0	83,000	1,891,000	83,000
Bond Premium	6,246	0	347	5,899	0
2009 Various Interest Rate Various Purpose County Facilities Refunding Serial Bonds - \$580,000	425,000	0	55,000	370,000	55,000
Bond Premium	2,960	0	185	2,775	0
2009 Various Interest Rate Various Purpose County Facilities Refunding Term Bonds - \$525,000	525,000	0	0	525,000	0
2012 Various Interest Rate Various Purpose Refunding Serial Bonds - \$940,000	0	940,000	0	940,000	90,000
Bond Premium	0	41,018	0	41,018	0
Total General Obligation Bonds	17,830,907	981,018	1,805,327	17,006,598	930,000
Revenue Bonds:					
1990 5.00% Avondale Sewer Revenue Bonds - \$179,000	125,900	0	125,900	0	0
2002 4.5% Adamsville Sewer Revenue Bonds - \$387,000	328,000	0	328,000	0	0
2002 4.5% Adamsville Sewer Revenue Bonds - \$46,000	22,000	0	22,000	0	0
2008 4.5% Bartlett Run Sanitary Sewer Revenue Bonds - \$5,000,000	4,853,500	0	4,853,500	0	0
Total Revenue Bonds	5,329,400	0	5,329,400	0	0

(continued)

Muskingum County, Ohio

Notes to the Basic Financial Statements For the Year Ended December 31, 2012

(continued)

<u>Business - Type Activities (continued)</u>	Outstanding 12/31/2011	Additions	Deletions	Outstanding 12/31/2012	Amounts Due Within One Year
OWDA Loans:					
Sewer Enterprise Fund -					
1989 7.89% Maysville Mortgage Revenue - \$474,813	\$96,245	\$0	\$36,469	\$59,776	\$39,347
2008 4.21% West Pike Sanitary Sewer - \$6,095,725	5,883,002	0	113,201	5,769,801	118,017
2009 0% Sonora Sanitary Sewer - \$627,040	0	42,955	42,955	0	0
2010 0% Coopermill Road Sanitary Sewer - \$2,106,153	120,952	352,933	26,327	447,558	26,327
2010 0% Olde Falls Road Sanitary Sewer - \$1,630,149	767,379	0	39,763	727,616	40,423
2010 0% Dunzweiler Drive Sanitary Sewer - \$1,005,199	516,101	0	20,919	495,182	28,296
Total Sewer Enterprise Fund	7,383,679	395,888	279,634	7,499,933	252,410
Water Enterprise Fund -					
2002 1.5% Gaysport Waterline Extension - \$1,231,757	899,603	0	37,786	861,817	38,355
2002 1.5% Adamsville Water Project - \$749,580	547,450	0	22,994	524,456	23,340
2003 1.5% Coal Run Water Extension - \$264,201	204,890	0	7,925	196,965	8,044
2003 1.5% Chandlersville Waterlines - \$1,026,608	780,800	0	31,025	749,775	31,492
2004 1.5% Chandlersville Waterlines - \$21,844	17,262	0	650	16,612	660
2006 2.0% Nashport Waterline - \$384,439	301,947	0	17,242	284,705	17,811
2007 2.0% Adamsville Waterline Extension - \$335,100	254,737	0	0	254,737	14,297
2008 2.0% Water Supply Line - \$548,806	455,790	0	24,434	431,356	24,925
2010 3.39% State Route 146 Waterline Extension - \$127,996	125,483	0	2,599	122,884	2,688
2011 3.79% South Moose Eye Road Waterline Extension - \$168,280	168,280	0	3,089	165,191	3,207
2012 0% Gratiot/Mt. Sterling Water Project - \$533,352	0	533,352	416,480	116,872	0
Total Water Enterprise Fund	3,756,242	533,352	564,224	3,725,370	164,819
Total OWDA Loans	11,139,921	929,240	843,858	11,225,303	417,229
Compensated Absences	98,151	45,431	40,460	103,122	51,559
Total Business - Type Activities	\$34,398,379	\$1,955,689	\$8,019,045	\$28,335,023	\$1,398,788

Governmental Activities

General Obligation Bonds

During 2002, the County issued \$1,670,000 in various interest rate Various Purpose Serial Bonds and \$1,085,000 in various interest rate Various Purpose Term Bonds. The proceeds of these bonds were used to purchase a County facility, construct and make improvements to the County Records building, and are paid from property taxes. Additionally, the County has entered into an agreement with the County Fairboard whereby the County Fairboard will make yearly payments to the County in amounts equal to the yearly debt service requirements as a source of repayment. This amount is presented as a Loan Receivable on the County's financial statements. These bonds were advanced refunded during 2012.

Muskingum County, Ohio

Notes to the Basic Financial Statements For the Year Ended December 31, 2012

On July 18, 2006, the County issued \$600,000 in various interest rate Various Purpose Serial Bonds and \$260,000 in various interest rate Various Purpose Term Bonds. The proceeds of these bonds retired bond anticipation notes that were used to make improvements to the Job and Family Services building. The bonds were sold at a premium of \$903 that will be amortized over the life of the bonds using the straight-line method. These bonds are backed by the full faith and credit of the County and are paid from property taxes.

On September 24, 2009, the County issued \$2,270,000 in various interest rate Various Improvement Serial Bonds. The proceeds of these bonds retired bond anticipation notes that were granted to the City of Zanesville to be used for an extension of a road within the city limits, construct a road to Eastpointe, acquiring a County building, and acquiring and improving two parcels of land to provide parking. The bonds were sold at a premium of \$14,987 that will be amortized over the life of the bonds using the straight-line method. These bonds are backed by the full faith and credit of the County and are paid from property taxes.

During 2009, the County refunded the 1998 County Facilities Refunding Bonds, the 1999 Child Support Enforcement Building Bonds, and the 1999 Juvenile Detention Facility Bonds. The 1998 and 1999 refunded bonds were originally issued for a twenty year period and twenty-nine year period, respectively. On June 3, 2009, the County issued \$9,425,000 of County Facilities Improvement General Obligation Refunding serial bonds with varying interest rates of 2.50 percent to 4.40 percent. The general obligation refunding bonds were sold at a premium of \$150,492 that will be amortized over the term of the bonds. The refunding resulted in a current refunding of the 1998 County Facilities Refunding Bonds in the amount of \$3,105,000 and an advance refunding of the 1999 Child Support Enforcement Building and Juvenile Detention Facility Bonds in the amounts of \$2,645,000 and \$3,315,000, respectively. \$6,223,607, (after premium, underwriting fees, and other issuance costs) was deposited into an irrevocable trust to provide for all future debt service payments on the refunded 1999 bonds. On December 1, 2009, the 1999 refunded general obligation bonds were called and paid in full and the escrow account was closed. As a result of the total refunding, \$9,065,000 of the refunded bonds is considered defeased and the liability is removed from the statement of net position. The refunding resulted in a difference between the net carrying amount of the debt and the acquisition price in the amount of \$331,367. This difference, reported in the accompanying financial statements as a deferred amount on refunding, is being amortized to interest expense through the year 2027. The amount amortized for 2012 is \$17,440 leaving an unamortized balance of \$261,600.

During 2012, the County refunded the 2002 Various Purpose Serial and Term Bonds. The 2002 refunded bonds were originally issued for a twenty year period. On July 10, 2012, the County issued \$1,655,000 of Various Purpose General Obligation Refunding Serial Bonds with varying interest rates of 2.00 percent to 3.00 percent. The general obligation refunding bonds were sold at a premium of \$71,987 that will be amortized over the term of the bonds. Issuance costs associated with the refunding bond issue, in the amount of \$42,425, is expensed during 2012. The refunding resulted in an advance refunding of the 2002 Various Purpose Serial and Term Bonds in the amount of \$1,780,000. \$1,838,410, (after premium, underwriting fees, and other issuance costs) was deposited into an irrevocable trust to provide for all future debt service payments on the refunded 2002 bonds. On December 3, 2012, the 2002 refunded general obligation bonds were called and paid in full and the escrow account was closed. As a result of the total refunding, \$1,780,000 of the refunded bonds is considered defeased and the liability is removed from the statement of net position. The refunding resulted in a difference between the net carrying amount of the debt and the acquisition price in the amount of \$58,410. This difference, reported in the accompanying financial statements as a deferred amount on refunding, is being amortized to interest expense through the year 2022. The unamortized balance at the end of 2012 is \$58,410. The County completed its refunding to reduce its total debt service requirements over the next ten years by \$212,435 in order to obtain an economic gain of \$196,510.

Muskingum County, Ohio

Notes to the Basic Financial Statements For the Year Ended December 31, 2012

Annual debt service requirements to maturity for general obligation bonds are as follows:

Year Ending December 31,	Principal	Interest	Total
2013	\$1,157,000	\$323,535	\$1,480,535
2014	1,172,000	304,177	1,476,177
2015	1,207,000	267,838	1,474,838
2016	1,237,000	235,209	1,472,209
2017	1,252,000	199,137	1,451,137
2018-2022	2,980,000	522,874	3,502,874
2023-2027	942,000	183,061	1,125,061
2028-2029	312,000	20,581	332,581
Total	<u>\$10,259,000</u>	<u>\$2,056,412</u>	<u>\$12,315,412</u>

Special Assessment Bonds

During 1989, the County issued \$445,478 in Maysville Special Assessment OWDA bonds. These bonds were entered into to pay the costs of planning and constructing sewer lines.

During 1996, the County issued \$610,000 variable interest rate Nob Hill Special Assessment Bonds. The proceeds of these bonds were used to pay the costs of planning and constructing sewer lines.

During 2002, the County issued \$130,000 various interest rate Ash Meadows Special Assessment Serial Bonds and \$85,000 various interest rate Ash Meadows Special Assessment Term Bonds. The proceeds of these bonds were used to retire that portion of the County's outstanding Various Purpose Notes that were used to pay the costs of planning and constructing sewer lines. These bonds were advanced refunded during 2012.

On December 1, 2003, the County issued \$10,000,000 of Various Purpose General Obligation Capital Facilities Refunding Bonds that consisted of \$7,905,000 in serial bonds and \$2,095,000 in term bonds with varying interest rates from 1.15 percent to 4.625 percent. Proceeds of \$64,000 in serial bonds and \$17,000 in term bonds of the proceeds were used to refund the outstanding 1990 Avondale Special Assessment Bonds. \$79,413 (after premium, underwriting fees, and other issuance costs) was deposited into an irrevocable trust to provide for all future debt service payments on the refunded 1990 bonds. On January 15, 2004, the 1990 refunded special assessment bonds were called and paid in full and the escrow account was closed. The refunding resulted in a difference between the net carrying amount of the debt and the acquisition price in the amount of \$11,181. This difference, reported in the accompanying financial statements as a deferred amount on refunding, is being amortized to interest expense through the year 2028. The amount amortized for 2012 is \$414 leaving an unamortized balance of \$6,624.

During 2008, the County issued \$103,507 and during 2009 issued \$68,535 in Rose Hill Road Area Waterline Special Assessment OWDA bonds that carry an interest rate of 4.21 percent. The bonds were used to pay the costs of planning and constructing a water line that the County granted to the Village of Roseville.

Muskingum County, Ohio

Notes to the Basic Financial Statements For the Year Ended December 31, 2012

During 2012, the County refunded the 2002 Various Purpose Serial and Term Bonds. The 2002 refunded bonds were originally issued for a twenty year period. On July 10, 2012, the County issued \$130,000 of Various Purpose General Obligation Refunding Serial Bonds with varying interest rates of 2.00 percent to 3.00 percent. The general obligation refunding bonds were sold at a premium of \$5,740 that will be amortized over the term of the bonds. Issuance costs associated with the refunding bond issue, in the amount of \$3,333, is expensed during 2012. The refunding resulted in an advance refunding of the 2002 Various Purpose Serial and Term Bonds in the amount of \$135,000. \$139,427, (after premium, underwriting fees, and other issuance costs) was deposited into an irrevocable trust to provide for all future debt service payments on the refunded 2002 bonds. On December 3, 2012, the 2002 refunded general obligation bonds were called and paid in full and the escrow account was closed. As a result of the total refunding, \$135,000 of the refunded bonds is considered defeased and the liability is removed from the statement of net position. The refunding resulted in a difference between the net carrying amount of the debt and the acquisition price in the amount of \$4,427. This difference, reported in the accompanying financial statements as a deferred amount on refunding, is being amortized to interest expense through the year 2022. The unamortized balance at the end of 2012 is \$4,427. The County completed its refunding to reduce its total debt service requirements over the next ten years by \$16,687 in order to obtain an economic gain of \$15,436.

All special assessment bonded debt will be repaid from the proceeds of special assessments levied against benefited property owners. In the event the property owners do not pay their assessments, the County would be responsible for the debt service payment.

Special assessment bond debt service requirements to maturity are as follows:

Year Ending December 31,	Principal	Interest	Total
2013	\$63,000	\$30,201	\$93,201
2014	58,000	29,789	87,789
2015	63,000	29,480	92,480
2016	63,000	29,167	92,167
2017	13,000	3,965	16,965
2018-2022	90,000	13,085	103,085
2023-2027	15,000	3,214	18,214
2028-2029	5,000	347	5,347
Total	<u>\$370,000</u>	<u>\$139,248</u>	<u>\$509,248</u>

Special assessment OWDA debt service requirements to maturity are as follows:

Year Ending December 31,	Principal	Interest	Total
2013	\$21,150	\$8,930	\$30,080
2014	12,384	7,383	19,767
2015	3,620	6,532	10,152
2016	3,774	6,377	10,151
2017	3,935	6,217	10,152
2018-2022	22,332	28,427	50,759
2023-2027	27,503	23,256	50,759
2028-2032	33,875	16,885	50,760
2033-2037	41,719	9,039	50,758
2038-2039	19,283	1,026	20,309
Total	<u>\$189,575</u>	<u>\$114,072</u>	<u>\$303,647</u>

Muskingum County, Ohio

Notes to the Basic Financial Statements For the Year Ended December 31, 2012

Mandatory Redemptions for Governmental General Obligation and Special Assessment Bonds

The various purpose series 2003 bond issue consisted of serial and term bonds. The term bonds that were entered into during 2003 are subject to mandatory sinking fund redemption. Governmental activities special assessment bonds in the amount of \$6,000 mature in the year 2025 and \$11,000 mature in the year 2029. The bonds maturing on December 1, 2025 are subject to mandatory sinking fund redemption in part by lot on December 1, 2024 (with the balance of \$3,000 to be paid at stated maturity on December 1, 2025) at a redemption price equal to 100% of the principal amount redeemed, plus accrued interest to the redemption date, as follows:

<u>Year</u>	<u>Amount</u>
2024	\$3,000

The 2029 mandatory redemption is to occur on December 1, in each of the years 2026 through 2028 (with the balance of \$2,500 to be paid at stated maturity on December 1, 2029) at a redemption price equal to 100 percent of the principal amount redeemed, plus accrued interest to the redemption date, according to the following schedule:

<u>Year</u>	<u>Amount</u>
2026	\$3,000
2027	3,000
2028	2,500
	<u>\$8,500</u>

The various purpose 2006 bond issue consisted of serial and term bonds. Governmental activities general obligation bonds in the amount of \$115,000 mature in the year 2022 and \$145,000 mature in the year 2026. The bonds maturing on December 1, 2022 are subject to mandatory sinking fund redemption in part by lot on December 1, 2021 (with the balance of \$60,000 to be paid at stated maturity on December 1, 2022) at a redemption price equal to 100 percent of the principal amount redeemed, plus accrued interest to the redemption date, as follows:

<u>Year</u>	<u>Amount</u>
2021	\$55,000

The term bonds maturing on December 1, 2026 are subject to mandatory sinking fund redemption in part by lot on December 1, 2025 (with the balance of \$75,000 to be paid at stated maturity on December 1, 2026) at a redemption price equal to 100 percent of the principal amount redeemed, plus accrued interest to the redemption date, as follows:

<u>Year</u>	<u>Amount</u>
2025	\$70,000

Optional Redemptions

The series 2003 bonds maturing on or after December 1, 2014 are subject to prior redemption on or after December 1, 2013 by and at the sole option of the County, either in whole or in part on any date and in integral multiples of \$5,000, at a redemption price equal to 100 percent of the principal amount redeemed, plus accrued interest to the redemption date.

The series 2006 bonds maturing on or after December 1, 2017 are subject to prior redemption on or after December 1, 2016 by and at the sole option of the County, either in whole or in part on any date in integral multiples of \$5,000, at a redemption price equal to 100 percent of the principal amount redeemed, plus accrued interest to the redemption date.

Muskingum County, Ohio

Notes to the Basic Financial Statements For the Year Ended December 31, 2012

The series 2009 improvement bonds maturing on or after December 1, 2020 are subject to prior redemption on or after December 1, 2019 by and at the sole option of the County, either in whole or in part on any date, in integral multiples of \$5,000, at a redemption price equal to 100 percent of the principal amount redeemed, plus accrued interest to the redemption date.

The series 2009 refunding bonds maturing on or after December 1, 2020 are subject to prior redemption on or after December 1, 2019 by and at the sole option of the County, either in whole or in part on any date, in integral multiples of \$5,000, at a redemption price equal to 100 percent of the principal amount redeemed, plus accrued interest to the redemption date.

Ohio Water Development Authority (OWDA) Loan

During 2012, the County issued \$60,000 in an OWDA loan to be used for improvements made to eligible home sewage treatment systems in the County. During 2012, this loan was retired with grant proceeds received by the Block Grants Special Revenue Fund.

Long-Term Bond Anticipation Note

The 2011 Taxable County Building Acquisition bond anticipation note issued on May 12, 2011 for \$450,000 (also see Note 18) matured on May 10, 2012. On May 10, 2012, the County refinanced \$400,000 of the long-term portion of this bond anticipation note into a note maturing on May 9, 2013. This 2012 Taxable County Building Acquisition bond anticipation note was retired early during 2012. The original note was issued to finance the acquisition of a building.

Compensated Absences

The County will pay compensated absences from the General Fund, and the Public Assistance, Motor Vehicle and Gasoline Tax, Starlight School Levy, Children Services Levy, Dog and Kennel, Child Support Enforcement Agency, Real Estate Assessment, Drug Abuse Resistance Education, Miscellaneous Federal Grants, Delinquent Real Estate Tax and Assessment Collection, Tuberculosis Clinic, Block Grants, Home Detention (Electronic Monitor), Senior Citizens Levy, Felony Delinquent Care and Custody, Sheriff Levy, Concealed Weapon, and Wireless 911 Special Revenue Funds.

Workers' Compensation Claims Payable

The County has a liability for workers' compensation as part of the State Workers' Compensation retrospective rating and payment program. The County will pay the claims payable from the General Fund, Public Assistance, Motor Vehicle and Gasoline Tax, County Home, Starlight School Levy, Children Services, Dog and Kennel, Child Support Enforcement Agency, Real Estate Assessment, Miscellaneous Federal Grants, Access Visitation, Delinquent Real Estate Tax and Assessment Collection, Tuberculosis Clinic, Block Grants, County Courts, Community Corrections, Home Detention (Electronic Monitor), Senior Citizens Levy, Felony Delinquent Care and Custody, Victim of Criminals, Sheriff Levy, Wireless 911, Concealed Weapon, and Sheriff Commissary Special Revenue Funds, and Sewer and Water Enterprise Funds using payments made to the internal service fund.

Long-Term Contracts Payable

An agreement between the State of Ohio, Department of Transportation (ODOT), and the Muskingum County Transportation Improvement District (District) was entered into on December 23, 1998. The agreement is for financing the construction of Northpointe Drive Extension located between the City of Zanesville and the Village of Dresden which is reported as part of the County's infrastructure.

Muskingum County, Ohio

Notes to the Basic Financial Statements For the Year Ended December 31, 2012

The terms call for a loan to be made from the State to the Transportation Improvement District in the amount of \$11,060,000, plus the refinancing of projected accumulated interest in the amount of \$404,129, to be repaid over 20 years, which coincide with the terms of a cooperative agreement between Muskingum County, the District, and ODOT. The County, pursuant to the cooperative agreement, will make use payments to the Transportation Improvement District in an amount equal to the debt requirements. The County has pledged non-tax revenues for the purpose of making the required use payments. The County is accumulating revenues from a tax increment financing agreement to meet a portion of the required use payments.

As collateral for the loan, the State Infrastructure Bank has received an assignment of all use payments from the County and an assignment of tax increment financing from the Longaberger Company. As of December 31, 2012, the District had drawn down the total authorized amount of \$11,464,129 from the loan.

Based upon the cooperative agreement, the County's financial statements reflect a long-term contract payable in the amount of \$5,587,831 at December 31, 2012. The long-term contracts payable amount reported in the County's financial statements is also reflected on the Transportation Improvement District's financial statements as a loan payable to the State Infrastructure Bank. The County has pledged non-tax revenues for the purpose of making the required use payments from the public works program.

Capital Leases

The County has entered into capital leases for copiers, postage machines, vehicles, and road equipment. These leases will be repaid through the General Fund and the Public Assistance, Child Support Enforcement Agency, and Motor Vehicle and Gasoline Tax Special Revenue Funds.

Business-Type Activities

General Obligation Bonds

During 2002, the County issued \$940,000 in various interest rate Sewer Improvement Serial Bonds and \$605,000 in various interest rate Sewer Improvement Term Bonds. The proceeds of these bonds were used to retire outstanding bond obligation notes that were used in the planning and construction of sanitary sewer lines within the County and will also be used for additional planning and construction of sanitary sewer lines. These bonds will be repaid from fees paid for the services provided by these sanitary improvements. These bonds were advanced refunded during 2012.

On December 1, 2003, the County issued \$10,000,000 of Various Purpose General Obligation Capital Facilities Refunding Bonds that consisted of \$7,905,000 in serial bonds and \$2,095,000 in term bonds with varying interest rates from 1.15 percent to 4.625 percent. \$930 of the proceeds was used to refund outstanding Avondale general obligation bonds. \$9,718,070 of the proceeds were used to refund outstanding East Muskingum Sewer Revenue Bonds, East Muskingum Series F Improvement Bonds, and Water Resource Revenue Bonds. \$10,484,972 (after premium, underwriting fees, and other issuance costs) was deposited into an irrevocable trust to provide for all future debt service payments on the refunded 1990 bonds. On January 15, 2004, the refunded bonds were called and paid in full and the escrow account was closed. The capital facilities refunding bonds were sold at a discount of \$15,906 that will be amortized over the life of the bonds using the straight-line method. The refunding resulted in a difference between the net carrying amount of the debt and the acquisition price in the amount of \$793,142. This difference, reported in the accompanying financial statements as a deferred amount on refunding, is being amortized to interest expense through the year 2028. The amount amortized for 2012 is \$34,442 leaving an unamortized balance of \$448,715.

Muskingum County, Ohio

Notes to the Basic Financial Statements For the Year Ended December 31, 2012

During 2006, the County issued \$5,995,000 in various interest rate Various Purpose Serial Bonds and \$2,125,000 in various interest rate Various Purpose Term Bonds. The proceeds of these bonds were used to purchase increased sewer capacity from the City of Zanesville. The bonds were sold at a premium of \$8,132 that will be amortized over the life of the bonds using the straight-line method. These bonds are backed by the full faith and credit of the County and will be repaid from Sewer Enterprise Fund revenues.

On September 24, 2009, the County issued \$2,135,000 in various interest rate Various Purpose Improvement Serial Bonds. The proceeds of these bonds retired bond anticipation notes that were used to acquire capacity for the treatment of sanitary sewage and construct a waterline and sanitary sewer improvements to Eastpointe Industrial Park. The bonds were sold at a premium of \$6,954 that will be amortized over the life of the bonds using the straight-line method. These bonds are backed by the full faith and credit of the County and will be repaid from Sewer Enterprise and Water Enterprise Fund revenues.

During 2009, the County refunded the 1999 East Muskingum Sewer General Obligation Refunding Bonds. The 1999 bonds were originally issued for a twenty-nine year period. On June 3, 2009, the County issued \$1,105,000 of County Facilities Improvement General Obligation Refunding Bonds which consisted of serial and term bonds with varying interest rates of 2.50 percent to 4.40 percent. The general obligation refunding bonds were sold at a premium of \$3,513 that will be amortized over the term of the bonds. The refunding resulted in advance refunding of the 1999 bonds. \$1,087,513, (after premium, underwriting fees, and other issuance costs) were deposited into an irrevocable trust to provide for all future debt service payments on the refunded bonds. On December 1, 2009, the 1999 refunded general obligation bonds were called and paid in full and the escrow account was closed. As a result of the total refunding, \$1,045,000 of the refunded bonds is considered defeased and the liability is removed from the statement of net position. The refunding resulted in a difference between the net carrying amount of the debt and the acquisition price in the amount of \$91,330. This difference, reported in the accompanying financial statements as a deferred amount on refunding, is being amortized to interest expense through the year 2027. The amount amortized for 2012 is \$4,807 leaving an unamortized balance of \$72,105.

During 2012, the County refunded the 2002 Sewer Improvement Serial and Term Bonds. The 2002 refunded bonds were originally issued for a twenty year period. On July 10, 2012, the County issued \$940,000 of Various Purpose General Obligation Refunding Serial Bonds with varying interest rates of 2.00 percent to 3.00 percent. The general obligation refunding bonds were sold at a premium of \$41,018 that will be amortized over the term of the bonds. Issuance costs associated with the refunding bond issue, in the amount of \$24,097, is expensed during 2012. The refunding resulted in an advance refunding of the 2002 Sewer Improvement Serial and Term Bonds in the amount of \$995,000. \$1,027,644, (after premium, underwriting fees, and other issuance costs) was deposited into an irrevocable trust to provide for all future debt service payments on the refunded 2002 bonds. On December 3, 2012, the 2002 refunded general obligation bonds were called and paid in full and the escrow account was closed. As a result of the total refunding, \$995,000 of the refunded bonds is considered defeased and the liability is removed from the statement of net position. The refunding resulted in a difference between the net carrying amount of the debt and the acquisition price in the amount of \$32,644. This difference, reported in the accompanying financial statements as a deferred amount on refunding, is being amortized to interest expense through the year 2022. The unamortized balance at the end of 2012 is \$32,644. The County completed its refunding to reduce its total debt service requirements over the next ten years by \$120,658 in order to obtain an economic gain of \$111,613.

Muskingum County, Ohio

Notes to the Basic Financial Statements For the Year Ended December 31, 2012

Annual debt service requirements to maturity for general obligation bonds are as follows:

Year Ending December 31,	Principal	Interest	Total
2013	\$930,000	\$692,165	\$1,622,165
2014	940,000	659,235	1,599,235
2015	990,000	625,708	1,615,708
2016	1,030,000	589,701	1,619,701
2017	1,035,000	551,269	1,586,269
2018-2022	5,970,000	2,102,629	8,072,629
2023-2027	5,503,000	776,505	6,279,505
2028-2030	563,000	44,782	607,782
Total	\$16,961,000	\$6,041,994	\$23,002,994

Mandatory Redemptions for Business-Type General Obligation Bonds

The various purpose series 2003 bond issue consisted of serial and term bonds. The term bonds that were entered into during 2003 are subject to mandatory sinking fund redemption. Business-type general obligation bonds in the amount of \$1,129,000 mature in the year 2025 and \$949,000 mature in the year 2030. The bonds maturing on December 1, 2025 are subject to mandatory sinking fund redemption in part by lot on December 1, 2024 (with the balance of \$577,000 to be paid at stated maturity on December 1, 2025) at a redemption price equal to 100% of the principal amount redeemed, plus accrued interest to the redemption date, as follows:

Year	Amount
2024	\$552,000

The 2030 mandatory redemption is to occur on December 1, in each of the years 2026 through 2029 (with the balance of \$92,500 to be paid at stated maturity on December 1, 2030) at a redemption price equal to 100 percent of the principal amount redeemed, plus accrued interest to the redemption date, according to the following schedule:

Year	Amount
2026	\$597,000
2027	82,000
2028	82,500
2029	95,000
	\$856,500

The various purpose 2006 bond issue consisted of serial and term bonds. Business-type general obligation bonds in the amount of \$970,000 mature in the year 2022 and \$1,155,000 mature in the year 2026. The bonds maturing on December 1, 2022 are subject to mandatory sinking fund redemption in part by lot on December 1, 2021 (with the balance of \$495,000 to be paid at stated maturity on December 1, 2022) at a redemption price equal to 100 percent of the principal amount redeemed, plus accrued interest to the redemption date, as follows:

Year	Amount
2021	\$475,000

Muskingum County, Ohio

Notes to the Basic Financial Statements For the Year Ended December 31, 2012

The term bonds maturing on December 1, 2026 are subject to mandatory sinking fund redemption in part by lot on December 1, 2025 (with the balance of \$590,000 to be paid at stated maturity on December 1, 2026) at a redemption price equal to 100 percent of the principal amount redeemed, plus accrued interest to the redemption date, as follows:

<u>Year</u>	<u>Amount</u>
2025	\$565,000

The 2009 refunding bond issue consisted of serial and term bonds. Business-type general obligation bonds in the amount of \$275,000 mature in the year 2023 and \$250,000 mature in the year 2027. The term bonds maturing in 2023 are subject to mandatory sinking fund redemption in part by lot on December 1 in each of the years 2020 through 2022 (with the balance of \$75,000 to be paid at stated maturity on December 1, 2023) at a redemption price equal to 100 percent of the principal amount redeemed, plus accrued interest to the redemption date, as follows:

<u>Year</u>	<u>Amount</u>
2020	\$60,000
2021	65,000
2022	75,000
	<u>\$200,000</u>

The term bonds maturing in 2027 are subject to mandatory sinking fund redemption in part by lot on December 1 in each of the years 2024 through 2026 (with the balance of \$15,000 to be paid at stated maturity on December 1, 2027) at a redemption price equal to 100 percent of the principal amount redeemed, plus accrued interest to the redemption date, as follows:

<u>Year</u>	<u>Amount</u>
2024	\$75,000
2025	80,000
2026	80,000
	<u>\$235,000</u>

Optional Redemptions

The series 2003 bonds maturing on or after December 1, 2014 are subject to prior redemption on or after December 1, 2013 by and at the sole option of the County, either in whole or in part on any date and in integral multiples of \$5,000, at a redemption price equal to 100 percent of the principal amount redeemed, plus accrued interest to the redemption date.

The series 2006 bonds maturing on or after December 1, 2017 are subject to prior redemption on or after December 1, 2016 by and at the sole option of the County, either in whole or in part on any date in integral multiples of \$5,000, at a redemption price equal to 100 percent of the principal amount redeemed, plus accrued interest to the redemption date.

The series 2009 improvement bonds maturing on or after December 1, 2020 are subject to prior redemption on or after December 1, 2019 by and at the sole option of the County, either in whole or in part on any date, in integral multiples of \$5,000, at a redemption price equal to 100 percent of the principal amount redeemed, plus accrued interest to the redemption date.

Muskingum County, Ohio

Notes to the Basic Financial Statements For the Year Ended December 31, 2012

The series 2009 refunding bonds maturing on or after December 1, 2020 are subject to prior redemption on or after December 1, 2019 by and at the sole option of the County, either in whole or in part on any date, in integral multiples of \$5,000, at a redemption price equal to 100 percent of the principal amount redeemed, plus accrued interest to the redemption date.

Revenue Bonds

During 1990, 2002, and 2008, the County issued sewer system revenue bonds. Proceeds from these bonds provided financing for various sewer projects. The bonds were payable solely from sewer customer net revenues. On December 1, 2012, the County retired these revenue bonds with required debt service payments in the amount of \$229,400 and with the issuance of a \$5,100,000 bond anticipation note which matures on December 1, 2017. This 2012 bond anticipation note was purchased by the Starlight School Levy Special Revenue Fund. It is presented as an interfund receivable/payable on the fund financial statements. See Note 19 - Internal Balances for more details.

Ohio Water Development Authority (OWDA) Loans - Sewer Enterprise Fund

The County has pledged future sewer customer revenues, net of specified operating expenses, to repay \$11,939,079 in sewer system OWDA loans issued between 1989 and 2010. Proceeds from these loans provided financing for various sewer projects. The loans are payable solely from sewer customer net revenues and are payable through 2039. Annual principal and interest payments on the loans as compared to net future revenues are not estimable but are expected to be less than net revenues in each year the loans are outstanding. Principal and interest paid for the current year and total customer net revenues were \$532,866 and \$2,220,309, respectively.

Ohio Water Development Authority (OWDA) Loans - Water Enterprise Fund

The County has pledged future water customer revenues, net of specified operating expenses, to repay \$5,391,963 in water system OWDA loans issued between 2002 and 2012. Proceeds from these loans provided financing for various water projects. The loans are payable solely from water customer net revenues and are payable through 2042. Annual principal and interest payments on the loans as compared to net future revenues are not estimable but are expected to be less than net revenues in each year the loans are outstanding. Principal and interest paid for the current year and total customer net revenues were \$624,850 and \$1,404,754, respectively.

The amortization schedule for the Gratiot/Mt. Sterling Water Project loan will not be available until the entire amount of the loan has been drawn down or the project is complete. Annual debt service requirements to maturity for the remaining OWDA loans are as follows:

Year Ending December 31,	Principal	Interest	Total
2013	\$417,229	\$310,780	\$728,009
2014	407,322	299,735	707,057
2015	395,099	289,923	685,022
2016	403,584	281,440	685,024
2017	412,355	272,666	685,021
2018-2022	2,197,517	1,219,830	3,417,347
2023-2027	2,451,093	952,424	3,403,517
2028-2032	2,112,036	651,337	2,763,373
2033-2037	1,575,072	337,900	1,912,972
2038-2042	737,124	40,510	777,634
Total	<u>\$11,108,431</u>	<u>\$4,656,545</u>	<u>\$15,764,976</u>

Compensated Absences

The County will pay compensated absences from the Sewer and Water Enterprise Funds.

Muskingum County, Ohio

Notes to the Basic Financial Statements For the Year Ended December 31, 2012

Conduit Debt, Legal Debt Margin and Bond Insurance

Pursuant to State Statute, various industrial revenue bonds have been entered into for private industry within the County. The proceeds of the industrial revenue bonds are used by the various private industries for new construction or improvements. The bonds are to be repaid by the recipients of the proceeds and do not represent an obligation of the County. As of December 31, 2012, \$9,000,000 of industrial revenue bonds have been entered into, and \$1,350,000 remained outstanding.

Pursuant to State Statute, the County has entered into a master lease-purchase and sublease-purchase agreement date August 1, 2008 with Fifth Third Bank and Lifeline of Ohio Organ Procurement, Inc. for the financing of the acquisition, construction, equipping, improvement, installation, and renovation of hospital facilities. Lifeline of Ohio Organ Procurement, Inc. is required to make payments to Fifth Third Bank in amounts sufficient to pay principal and interest on the outstanding debt. Under Ohio law, this agreement does not represent an obligation of the County. The amount outstanding at December 31, 2012 is \$497,767.

The County's overall legal debt margin at December 31, 2012 was \$34,020,768.

The 2009 County Facilities Refunding Bonds, 2009 Various Improvement Bonds, and 2006 Various Purpose Bonds are insured by Assured Guaranty Corp. (Assured Guaranty). On November 12, 2009, the rating assigned to the Bonds was reduced to Aa3 in conjunction with Moody's corresponding reduction of its rating of Assured Guaranty. On November 30, 2011, Standard & Poor's (S&P) published a Research Update in which it downgraded Assured Guaranty's financial strength rating from AA+ to AA- with a stable outlook.

NOTE 18 - NOTES PAYABLE

The following summarizes the note transactions for the year ended December 31, 2012:

	Interest Rate	Outstanding 12/31/2011	Issued	Retired	Outstanding 12/31/2012
Governmental Funds					
Special Revenue Fund:					
2008 Dump Truck Promissory Note	4.50%	\$280,000	\$0	\$140,000	\$140,000
Debt Service Fund:					
2011 Taxable County Building Acquisition	4.25%	50,000	0	50,000	0
2012 Taxable County Building Acquisition	4.125%	0	400,000	400,000	0
Total Debt Service Fund		50,000	400,000	450,000	0
Capital Projects Funds:					
2011 Maysville Building Renovation	2.25%	400,000	0	400,000	0
2011 Putnam Building Improvement	2.25%	100,000	0	100,000	0
Total Capital Projects Funds		500,000	0	500,000	0
Total Governmental Funds		830,000	400,000	1,090,000	140,000
Proprietary Fund					
Sewer Enterprise Fund - 2011 Eastpointe Sanitary Sewer	1.75%	700,000	0	700,000	0
Total All Funds		\$1,530,000	\$400,000	\$1,790,000	\$140,000

All of the notes, with the exception of the Dump Truck Promissory Note, are bond anticipation notes. The Dump Truck Promissory Note is a revenue anticipation note which is backed by the full faith and credit of the County.

Muskingum County, Ohio

Notes to the Basic Financial Statements For the Year Ended December 31, 2012

The 2011 Taxable County Building Acquisition bond anticipation note issued on May 12, 2011 for \$450,000 (also see Note 17) matured on May 10, 2012. On May 10, 2012, the County refinanced \$400,000 of the bond anticipation note into a note maturing on May 9, 2013. This 2012 Taxable County Building Acquisition bond anticipation note was retired early during 2012. The original note was issued to finance the acquisition of a building.

The 2011 Maysville Building Renovation bond anticipation note was issued on November 30, 2011 for \$400,000 and matured on November 30, 2012. The original note was issued to pay costs of improving, refurbishing, and roofing a County building.

The 2011 Putnam Building Improvement bond anticipation note was issued on November 30, 2011 for \$100,000 and matured on November 30, 2012. The original note was issued for improvements made to a Putnam Avenue building.

The 2011 Eastpointe Sanitary Sewer Improvement bond anticipation note was issued on April 19, 2011 and matured on April 18, 2012. The original note was issued for improvements made to the Eastpointe Sanitary Sewer System.

NOTE 19 - INTERNAL BALANCES

Interfund balances at December 31, 2012, consist of the following individual fund receivables and payables:

Interfund Payable	Interfund Receivable							Total
	Major Funds					Other Nonmajor Govern- mental	Workers' Compensa- tion Self- Insurance	
	General	Public Assistance	Sewer	Water				
Major Funds:								
General	\$0	\$0	\$2,317	\$1,292	\$130	\$292,188	\$295,927	
Public Assistance	40,177	19,173	0	0	0	79,094	138,444	
County Home Levy	2,052,756	0	0	0	0	43,202	2,095,958	
Starlight								
School Levy	492	0	0	0	0	87,470	87,962	
Children								
Services Levy	36,767	0	2,060	0	0	67,465	106,292	
Sewer	60,752	0	0	450	0	6,952	68,154	
Water	73,071	0	0	0	0	13,334	86,405	
Other Nonmajor								
Governmental	234,887	32,168	378	646	0	134,152	402,231	
Total All Funds	<u>\$2,498,902</u>	<u>\$51,341</u>	<u>\$4,755</u>	<u>\$2,388</u>	<u>\$130</u>	<u>\$723,857</u>	<u>\$3,281,373</u>	

The above interfund receivables/payables are due to time lags between the dates interfund goods and services are provided, transactions recorded in the accounting system, and payments between funds were made. In addition, the General Fund is showing an interfund receivable from the County Home Levy Special Revenue Fund as a result of that fund's discontinued operations. Also, amounts are due to the Workers' Compensation Self-Insurance Internal Service Fund from various other funds for the payment of premiums. All amounts are expected to be repaid within one year.

Muskingum County, Ohio

Notes to the Basic Financial Statements For the Year Ended December 31, 2012

On December 1, 2012, the County issued a bond anticipation note for a five year period at a rate of 2.5 percent. The County has purchased this note as an investment. The County has identified the Sewer Enterprise Fund as the fund that received the proceeds and the Starlight School Levy Special Revenue Fund as the fund that purchased the investment. For reporting purposes, these transactions are reflected as an interfund receivable and an interfund payable in the respective funds. The following interfund transactions will be repaid over the next five years and is pledged to be repaid from the Sewer Enterprise Fund's future sewer customer revenues net of specified operating expenses:

Interfund Payable	Interfund Receivable Major Fund Starlight School Levy
Major Fund:	
Sewer	\$5,100,000

Principal and interest requirements to maturity on the above bond anticipation note is as follows:

Year Ending December 31,	Principal	Interest	Total
2013	\$149,300	\$127,500	\$276,800
2014	153,000	123,768	276,768
2015	156,900	119,942	276,842
2016	160,800	116,020	276,820
2017	4,480,000	112,000	4,592,000
Total	\$5,100,000	\$599,230	\$5,699,230

Interfund transfers during 2012 consisted of the following:

Transfer from	Transfer to Major Funds					Other Nonmajor Governmental	Totals
	Public				Water		
	General	Assistance	Sewer	Water			
Major Funds:							
General Fund	\$0	\$289,949	\$718,584	\$7,378	\$3,556,098	\$4,572,009	
County Home	4,052,756	0	0	0	0	4,052,756	
Sewer	0	0	0	0	49,638	49,638	
Water	0	0	0	0	2,619	2,619	
Other Nonmajor							
Governmental	0	0	0	0	978,515	978,515	
Total All Funds	\$4,052,756	\$289,949	\$718,584	\$7,378	\$4,586,870	\$9,655,537	

Transfers were used to move revenues from the fund that statute or budget requires to collect them to the fund that statute or budget requires to expend them; to move receipts restricted to debt service from the funds collecting the receipts to the debt service fund as debt service payments become due, to move monies back to the General Fund pursuant to court orders, and to use unrestricted revenues collected in the General Fund to finance various programs accounted for in other funds in accordance with budgetary authorizations. In addition, the General Fund received a transfer from the County Home Levy Special Revenue Fund as a result of that fund's residual equity from discontinued operations.

Muskingum County, Ohio

Notes to the Basic Financial Statements For the Year Ended December 31, 2012

NOTE 20 - JOINTLY GOVERNED ORGANIZATIONS

A. South East Ohio Joint Solid Waste Management District

The County is a member of the South East Ohio Joint Solid Waste Management District (District), which is a jointly governed organization. The District provides for management strategies and local government funding on behalf of the participating counties regarding contractual arrangements with private solid waste disposal facilities, which would assure continued access to adequate disposal capacity for the District. The District was created in 1989 as required by the Ohio Revised Code.

The District is governed and operated through three groups. An eighteen member board of directors, comprised of three commissioners from each county, is responsible for the District's financial matters. Financial records were maintained by Muskingum County until May 1993 at which time Noble County assumed the responsibility. The District's sole revenue source is a waste disposal fee for in-district and out-of-district waste. No contributions were received from the County during 2012.

A forty-three member policy committee, comprised of seven members from each county and one at-large member appointed by the policy committee, is responsible for preparing the solid waste management plan of the District in conjunction with a Technical Advisory Council whose members are appointed by the policy committee. Continued existence of the District is not dependent on the County's continued participation. The County does not have an equity interest in or a financial responsibility for the District. The District has no outstanding debt.

B. Mental Health and Recovery Services Board

The Mental Health and Recovery Services Board is a jointly governed organization whose participants are Muskingum, Coshocton, Guernsey, Perry, Morgan, and Noble Counties. The Board has the responsibility for development, coordinated continuation and ongoing modernization, funding, monitoring, and evaluation of community-based mental health and substance abuse programming. The Board is managed by an eighteen member board of trustees; three appointed by the Muskingum County Commissioners, seven appointed by the commissioners of the other participating counties, four by the director of the State Department of Alcohol and Drug Addiction, and four appointed by the Director of the State Department of Mental Health. The Board exercises total control, including budgeting, appropriating, contracting, and designating management.

During 2012, Muskingum County contributed \$1,111,573 in tax levy revenue money through a 1.0 mill levy. The remaining revenues are provided by levies from other member counties, and state and federal grants awarded to the multi-county board. Since Muskingum County serves as the fiscal agent for the Board, the financial activity, other than the property tax levy revenue, is presented in an agency fund. Continued existence of the Board is not dependent on the County's continued participation and the County has no equity interest in or financial responsibility for the Board. The Board has no outstanding debt.

C. Mid East Ohio Regional Council of Governments (MEORC)

The Mid East Ohio Regional Council of Governments (MEORC) is a jointly governed organization which serves seventeen counties in Ohio. MEORC provides services to the developmentally disabled residents in the participating counties. MEORC is made up of the superintendents of each county's Board of Developmental Disabilities. Revenues are generated by fees and state grants. During 2012, the County contributed \$226,018 to MEORC. Continued existence of MEORC is not dependent on the County's continued participation, and the County has no equity interest in or financial responsibility for MEORC. MEORC has no outstanding debt.

Muskingum County, Ohio

Notes to the Basic Financial Statements For the Year Ended December 31, 2012

D. Southeast Area Transit Authority (SEAT)

The Southeast Area Transit Authority (SEAT) was created pursuant to State statutes in 1979. The County, the City of Zanesville, and the Village of South Zanesville appoint members to the SEAT's Board of Directors. The County appoints two members, the City of Zanesville appoints six members and the Village of South Zanesville appoints one member. During 2012, the County did not contribute any monies to SEAT. The continued existence of the SEAT is not dependent on the County's continued participation and the County has no equity interest in or financial responsibility for the SEAT. The SEAT has no outstanding debt. The SEAT is a related organization of the City of Zanesville.

E. Muskingum Families & Children First Council

The Muskingum Families & Children First Council is a jointly governed organization created under Ohio Revised Code Section 121.37. The Council is comprised of the following members: Director of the Zanesville-Muskingum County General Health District, Superintendent of the Zanesville City School District, Superintendent of the Muskingum Valley Educational Service Center, Superintendent of the Muskingum County Board of Developmental Disabilities, Director of the ADAMH Board, Director of the Muskingum County Department of Job and Family Services, Director of the Muskingum County Children Services Board, Superintendent of Muskingum Starlight Industries, Inc., a United Way representative, an Eastside Community Services representative, a Zanesville Civic League representative, a Behavioral Health representative, a county commissioner, representatives from the public sector, and a representative from a local hospital. During 2012, the County contributed \$36,339 to the Council. Continued existence of the Council is not dependent on the County's continued participation, no equity interest exists, and no debt is outstanding.

F. Area Agency on Aging

The Area Agency on Aging is a regional council of governments that assists nine counties including Muskingum County in providing services to senior citizens in the Council's service area. The Area Agency on Aging is governed by a board of directors comprised of one representative appointed by each participating county. The board has total control over budgeting, personnel, and all other financial matters. The Area Agency on Aging receives Title III monies to be used for programs within the member counties. During 2012, the County contracted with the Area Agency on Aging to provide senior citizens services. A local not-for-profit corporation (The Muskingum County Senior Citizens Center) provided the senior citizens services pursuant to the County's contract. The continued existence of the Council is not dependent on the County's continued participation and the County does not have an equity interest in or a financial responsibility for the Council. The Area Agency on Aging has no outstanding debt.

G. Ohio Mid-Eastern Governments Association (OMEGA)

The Ohio Mid-Eastern Governments Association (OMEGA) is a ten-county regional council of governments comprised of Belmont, Carroll, Coshocton, Columbia, Guernsey, Harrison, Holmes, Jefferson, Muskingum, and Tuscarawas Counties. OMEGA was formed to assist the participating counties in the application for Appalachian Regional Commission and Economic Development grant monies. OMEGA is governed by a sixteen member executive board comprised of members appointed from each participating county and cities within each county. City membership is voluntary. The county commissioners from each county currently appoint one member to the board of directors. The board has total control over budgeting, personnel, and financial matters. Each member currently pays a nine cent per capita membership fee based upon the most recent U.S. census. During 2012, OMEGA received \$9,088 from Muskingum County. The continued existence of OMEGA is not dependent on the County's continued participation and the County does not have an equity interest in or a financial responsibility for OMEGA. OMEGA has no outstanding debt.

Muskingum County, Ohio

Notes to the Basic Financial Statements For the Year Ended December 31, 2012

H. Licking-Muskingum Community Based Correctional Facility (CBCF)

The Licking-Muskingum Community Based Correctional Facility (CBCF) is a four-county facility created pursuant to Ohio Revised Code Section 2301.51. The CBCF serves Licking, Muskingum, Coshocton, and Knox Counties. The CBCF was formed in 1994 to offer treatment, education, work, and other rehabilitation services to convicted felons within the four counties. The CBCF is governed by a seven member board comprised of two common pleas court judges from Licking, Muskingum, and Coshocton Counties and one common pleas court judge from Knox County. The common pleas judges and the respective county commissioners appoint a thirteen member citizens advisory board to assist in the operation of the CBCF. The board has total control over budgeting, personnel, and financial matters. The CBCF receives funding in the form of state grant monies which are used to provide the various services of the CBCF. Licking County serves as fiscal agent for the CBCF. During 2012, the CBCF received no monies from Muskingum County. The continued existence of the CBCF is not dependent on the County's continued participation and the County does not have an equity interest in or a financial responsibility for the CBCF. The CBCF has no outstanding debt.

I. Zanesville-Muskingum County Port Authority

The Zanesville-Muskingum County Port Authority (Authority) is a jointly governed organization under the laws of the State of Ohio. The Authority is governed by a four member board of directors. The board is comprised of two members appointed by Muskingum County and two members appointed by the City of Zanesville. The Authority's primary function is to promote economic growth and development in the County. The Authority derives its revenues from rental income, interest income, and annual contributions from the County and the City. The County contributed \$36,000 for loans, grants, and administrative fees to the Authority in prior years. Separately issued financial statements can be obtained from the Zanesville-Muskingum County Port Authority, Zanesville, Ohio.

J. Perry Multi-County Juvenile Facility

The Perry Multi-County Juvenile Facility (Facility) is a jointly governed organization created to rehabilitate juvenile offenders in lieu of commitment to the Ohio Department of Youth Services. The Facility has an eight member governing board that consists of one juvenile court judge, or designee, from the counties of Coshocton, Delaware, Fairfield, Knox, Licking, Morgan, Muskingum, and Perry. The Facility also has an executive committee that handles the daily operations of the Facility and reports to the governing board. The executive committee is composed of the officers of the governing board. The Facility's revenues will consist of an annual grant applied for by the Director of the Facility and charges for services from the participating counties. During 2012, the County made no contributions to the Facility for the housing of juvenile offenders. Continued existence of the Facility is not dependent upon the County's continued participation, no equity interest exists, and no debt is outstanding.

K. Muskingum County Center for Seniors

The Muskingum County Center for Seniors (Center) is a jointly governed organization which operates as a not-for-profit organization created under 501(c)(3) of the Internal Revenue Code. The Center provides various services to seniors, including transportation services, nutritional and physical fitness information and instruction, meals, and legal counseling. The Center is governed by a seven member board consisting of three members appointed by the Muskingum County Board of County Commissioners, three members appointed by the Mayor of the City of Zanesville, and one member appointed by the above appointed six members. The Center was the recipient of support from the Muskingum County Senior Services Levy. Additional revenue is provided through contracts with the Area Agency on Aging. Continued existence of the Center is not dependent upon the County's continued participation, no equity interest exists, and no debt is outstanding.

Muskingum County, Ohio

Notes to the Basic Financial Statements For the Year Ended December 31, 2012

L. Foxfire High School

The Foxfire High School (School) is a legally separate community school created under Ohio Revised Code Chapter 3314 and incorporated under Chapter 1702. The School's mission, under a contractual agreement with Maysville Local School District Board of Education (Sponsor), is to help at-risk students meet Ohio's graduation requirements. The School focuses on ensuring that basic survival needs are met so that students can achieve success in school. The School serves high school age students and above who have dropped out or are at risk of dropping out of school. A particular emphasis is placed on assisting parenting and/or pregnant students obtain a high school diploma.

The Board of Directors is appointed as follows: two representatives from the Muskingum County Juvenile Court, one representative from the Zanesville-Muskingum County General Health District, and two community representatives. Continued existence of the School is not dependent upon the County's continued participation, no equity interest exists, and no debt is outstanding. Separately entered into financial statements can be obtained from the Foxfire High School, P.O. Box 1818, Zanesville, Ohio 43702.

NOTE 21 - RELATED ORGANIZATIONS

A. Muskingum County Convention Facilities Authority

The Muskingum County Convention Facilities Authority (Authority) was created pursuant to State statutes for the purpose of acquiring, constructing, equipping, and operating a convention facility in Muskingum County. The Authority operates under the direction of an eleven member appointed board of directors. The board consists of six members appointed by Muskingum County, three members appointed by the Mayor of the City of Zanesville and two members appointed by the remaining municipal corporations located within the County. The board exercises total control over the operation of the district including budgeting, appropriating, contracting, and designating management. The Authority receives funding in the form of excise tax on hotels and motels in the amount of three percent of each transaction occurring within the boundaries of Muskingum County. The County is prohibited from contributing to the operations of the Authority by State Law. During 2012, the Authority received \$539,139 from excise taxes and rental income. The Authority has no outstanding debt. Complete financial information can be obtained from the Muskingum County Conventions Facilities Authority, Zanesville, Ohio.

B. Zanesville Metropolitan Housing Authority

The Zanesville Metropolitan Housing Authority (Authority) was created in 1938, and currently operates pursuant to Ohio Revised Code Section 3735.27. The Authority is governed by a five member board.

Muskingum County appoints three members and the City of Zanesville appoints two members. The board adopts their own appropriations, is their own contracting authority, hires and fires their own staff, authorizes all expenditures, and does not rely on the County or the City to finance deficits. The Authority receives funding from the federal government in the form of grants. All monies are received directly by the Authority in the Authority's name. The County is not financially accountable for the Authority and the Authority is not fiscally dependent on the County. The Authority has no outstanding debt. The Authority is a stand-alone government, and complete financial information can be obtained from the Zanesville Metropolitan Housing Authority, Zanesville, Ohio.

Muskingum County, Ohio

Notes to the Basic Financial Statements For the Year Ended December 31, 2012

C. Muskingum Valley Park District

The Muskingum Valley Park District was created pursuant to the laws of the State of Ohio. The Park District is a legally separate entity which is governed by a three member board appointed by the probate court judge. The Park District Board may adopt budgets, hire and fire employees, and issue revenue debt without the approval of the County. The Park District received local government monies during 2012. The County serves as fiscal agent for the Park District and the activity is reflected in the Park District Agency Fund.

D. Muskingum County Library System

The Muskingum County Library System (the Library), was organized as a county district library in 1988 under the laws of the State of Ohio. The Library has its own Board of Trustees of seven members who are appointed by the Muskingum County Commissioners and the Muskingum County Common Pleas Court. Appointments are for seven year terms and members serve without compensation. Under Ohio statutes, the Library is a body corporate and politic capable of being sued, contracting, acquiring, holding, possessing, and disposing of real property, and of exercising the rights and privileges conveyed to it by the constitution and laws of Ohio. The Library also determines and operates under its own budget. Control and management of the Library is governed by Sections 3375.33 to 3375.39 of the Ohio Revised Code with administration of the day-to-day operations of the Library being the responsibility of the Director and the financial accountability being solely that of the Fiscal Officer. The Library provides the community with various educational and literary resources.

NOTE 22 - PUBLIC ENTITY POOL

The County Risk Sharing Authority, Inc. (CORSA) is a public entity shared risk pool among forty-one counties in Ohio. CORSA was formed as an Ohio non-profit corporation for the purpose of establishing the CORSA Insurance/Self-Insurance Program, a group primary and excess insurance/self-insurance and risk management program. Member counties agree to jointly participate in coverage of losses and pay all contributions necessary for the specified insurance coverages provided by CORSA. These coverages include comprehensive general liability, automobile liability, certain property insurance, and public officials' errors and omissions liability insurance.

Each member county has one vote on all matters requiring a vote, to be cast by a designated representative. The affairs of the Corporation are managed by an elected board of not more than nine trustees. Only county commissioners of member counties are eligible to serve on the board. No county may have more than one representative on the board at any time. Each member county's control over the budgeting and financing of CORSA is limited to its voting authority and any representation it may have on the board of trustees.

CORSA has entered into certificates of participation in order to provide adequate cash reserves. The certificates are secured by the member counties' obligations to make coverage payments to CORSA. The participating counties have no responsibility for the payment of the certificates. The County does not have an equity interest in or a financial responsibility for CORSA. Any additional premium or contribution amounts and estimates of losses are not reasonably determinable. The County's payment for insurance to CORSA in 2012 was \$425,043.

Muskingum County, Ohio

Notes to the Basic Financial Statements For the Year Ended December 31, 2012

NOTE 23 - RELATED PARTY TRANSACTIONS

Muskingum Starlight Industries, Inc., a discretely presented component unit of Muskingum County, received contributions from the County for facilities, certain equipment, transportation, and salaries for administration, implementation, and supervision of its programs. These contributions are reflected as in-kind contributions and expenses at cost or fair market value as applicable, in the basic financial statements. In 2012, these contributions were \$455,501. In addition, the County's financial statements reflect a liability of \$14,119 on the statement of net position to Muskingum Starlight Industries, Inc. for services provided to the County but not yet paid.

The Transportation Improvement District (District) currently shares office space of Zanesville-Muskingum County Port Authority in the Welcome Center, located at 205 N. Fifth Street, Zanesville.

During 2012, the County received a donation in the amount of \$1,900,770 from the Zanesville-Muskingum County Port Authority (Port Authority), a jointly governed organization (see Note 20). The Port Authority sold assets during 2012, and the Port Authority governing board voted to donate a portion of the proceeds from the sale to Muskingum County and the City of Zanesville.

NOTE 24 - FUND BALANCES

Fund balance is classified as nonspendable, restricted, committed, assigned, and/or unassigned based primarily on the extent to which the County is bound to observe constraints imposed upon the use of the resources in the governmental funds. The constraints placed on fund balances for the major governmental funds and all other governmental funds are presented below:

Muskingum County, Ohio

**Notes to the Basic Financial Statements
For the Year Ended December 31, 2012**

Fund Balances	General	Public Assistance	Starlight School Levy	Children Services Levy	Other Governmental Funds	Total
Nonspendable:						
Inventory	\$147,063	\$18,344	\$24,683	\$25,121	\$516,858	\$732,069
Prepays	219,972	18,823	16,785	322	163,994	419,896
Long-Term Receivables	36,000	0	0	0	0	36,000
Unclaimed Monies	149,366	0	0	0	0	149,366
Total Nonspendable	552,401	37,167	41,468	25,443	680,852	1,337,331
Restricted to:						
Court Corrections	0	0	0	0	1,638,806	1,638,806
Roads and Bridges	0	0	0	0	916,341	916,341
Human Services	0	146,533	0	0	780,595	927,128
Community Development	0	0	0	0	45,087	45,087
Public Safety	0	0	0	0	1,360,075	1,360,075
Developmental						
Disabilities	0	0	20,866,380	0	0	20,866,380
Health	0	0	0	0	1,034,928	1,034,928
Mental Health	0	0	0	0	65,207	65,207
Children Services	0	0	0	6,482,972	156,024	6,638,996
Debt Service	0	0	0	0	363,944	363,944
Capital Outlay	0	0	0	0	1,679,796	1,679,796
Other Purposes	0	0	0	0	2,339,564	2,339,564
Total Restricted	0	146,533	20,866,380	6,482,972	10,380,367	37,876,252
Committed to:						
Capital Outlay	15,202	0	0	0	0	15,202
Assigned to:						
Purchases on Order Subsequent Years'	143,494	0	0	0	0	143,494
Appropriations	3,688,859	0	0	0	0	3,688,859
Total Assigned	3,832,353	0	0	0	0	3,832,353
Unassigned (Deficit)	6,932,267	0	0	0	(60,044)	6,872,223
Total Fund Balances	\$11,332,223	\$183,700	\$20,907,848	\$6,508,415	\$11,001,175	\$49,933,361

NOTE 25 - FOOD STAMPS

The County's Department of Job and Family Services (Welfare) distributes, through contracting issuance centers, federal food stamps to entitled recipients within Muskingum County. The receipt and issuance of the stamps have the characteristics of a federal grant. However, the Department of Job and Family Services merely acts in an intermediary capacity. Therefore, the inventory value of these stamps is not reflected in the accompanying financial statements, as the only economic interest related to these stamps rests with the ultimate recipient.

Muskingum County, Ohio

Notes to the Basic Financial Statements For the Year Ended December 31, 2012

NOTE 26 - CONTINGENT LIABILITIES

The County has received federal and state grants for specific purposes that are subject to review and audit by the grantor agencies or their designee. These audits could lead to a request for reimbursement to the grantor agency for expenditures disallowed under terms of the grant. Based on prior experience, the county commissioners believe such disallowances, if any, will be immaterial.

Claims and lawsuits are pending against the County. Based upon information provided by the County's legal counsel, any potential liability and effect on the financial statements, if any, is not determinable at this time.

NOTE 27 - SPECIAL ITEM - ABANDONED COUNTY HOME OPERATION

On May 17, 2012, the County Commissioners adopted a resolution to cease operations of the County Home effective July 31, 2012. This closure was deemed necessary due to the deterioration of the building and the lack of funds to restore it to a safe environment for the residents. For the past few years, the County Home had relocated to a rented facility and that facility was not suitable for purchase, long-term lease, or the Medicare/Medicaid certification process due to the facility needing significant repairs and improvements.

As a result of the abandoned operations, there were job abolishments that resulted in special termination payments totaling \$425,366. This amount is shown on the Statement of Revenues, Expenditures, and Changes in Fund Balances in the County Home Special Revenue Fund as a special item. However, for the Statement of Activities, this amount is insignificant and is part of Human Services program expenses.

NOTE 28 - TRANSPORTATION IMPROVEMENT DISTRICT

A. Reporting Entity

The Transportation Improvement District, Muskingum County (the District), is a body politic and corporate, created for the purpose of financing, constructing, maintaining, repairing, and operating selected transportation projects. The District was specifically formed under the auspices of House Bill 154, and Ohio Revised Code Chapter 5540, as amended, and created by action of the Board of County Commissioners of Muskingum County on November 20, 1995.

The District is governed by a Board of Directors that acts as the authoritative and legislative body of the entity. The Board is comprised of seven members, with five members appointed by a majority vote of the Board of Commissioners of Muskingum County. The Board of Directors also includes one (1) ex-officio member appointed by the President of the Ohio Senate and one (1) ex-officio member appointed by the Speaker of the Ohio House of Representatives.

The Board of Directors appoints a Chairman, who presides at all meetings and is the chief officer of the District. He has the authority to sign all contracts, releases, notes, bonds, and other instruments and documents to be executed on behalf of the District. He is the chief officer of the District for the purpose of civil process and is authorized to accept such services on behalf of the District. He performs such other duties and has such authority as may be provided from time to time by the Board.

Muskingum County, Ohio

Notes to the Basic Financial Statements For the Year Ended December 31, 2012

The District is a discretely presented component unit in Muskingum County's Comprehensive Annual Financial Report, as defined by the provisions of GASB Statement No. 14 and No. 39. Also, the Zanesville-Muskingum County Port Authority serves as the Administrative Agent for the District. The District's management believes these financial statements represent all activities for which the District is financially accountable.

B. Summary of Significant Accounting Policies

The financial statements of the District have been prepared in conformity with generally accepted accounting principles (GAAP) as applied to governmental units. The Governmental Accounting Standards Board (GASB) is the accepted standard-setting body for establishing governmental accounting and financial reporting principles. The more significant of the District's accounting policies are described below.

Basis of Presentation

The District's basic financial statements consist of government-wide statements, including a Statement of Net Position and a Statement of Activities, and fund financial statements which provide a more detailed level of financial information.

Government-wide Financial Statements The Statement of Net Position and the Statement of Activities display information about the District as a whole. These statements include the financial activities of the primary government.

The Statement of Net Position presents the financial condition of the governmental activities of the District at year-end. The Statement of Activities presents a comparison between direct expenses and program revenues for each program or function of the District's governmental activities. Direct expenses are those that are specifically associated with a service, program, or department and therefore clearly identifiable to a particular function.

Program revenues include charges paid by the recipient of the goods or services offered by the program, grants, and contributions that are restricted to meeting the operational or capital requirements of a particular program, and interest earned on grants that is required to be used to support a particular program. Revenues which are not classified as program revenues are presented as general revenues of the District, with certain limitations. The comparison of direct expenses with program revenues identifies the extent to which each business segment or governmental function is self-financing or draws from the general revenues of the District.

Fund Financial Statements During the year, the District segregates transactions related to certain District functions or activities in separate funds in order to aid financial management and to demonstrate legal compliance. Fund financial statements are designed to present financial information of the District at this more detailed level. The focus of governmental fund financial statements is on major funds. Each major fund is presented in a separate column. Nonmajor funds would be aggregated and presented in a single column; however, the District did not have any nonmajor funds in 2012 since all funds were considered as major.

Fund Accounting

The District uses funds to maintain its financial records during the year. A fund is defined as a fiscal and accounting entity with a self-balancing set of accounts. There is one category of funds: Governmental.

Muskingum County, Ohio

Notes to the Basic Financial Statements For the Year Ended December 31, 2012

Governmental Funds Governmental funds are those through which most governmental functions typically are financed. Governmental fund reporting focuses on the sources, uses, and balances of current financial resources. Expendable assets are assigned to the various governmental funds according to the purposes for which they may or must be used. Current liabilities are assigned to the fund from which they will be paid. The difference between governmental fund assets and deferred outflows of resources, and liabilities and deferred inflows of resources is reported as fund balance. The following are the District's major governmental funds:

General Fund The General Fund accounts for all financial resources except those required to be accounted for in another fund. The General Fund balance is available to the District for any purpose provided it is expended or transferred according to the general laws of Ohio.

Debt Service Fund The Debt Service Fund is used to account for the accumulation of financial resources for, and the payment of, general long-term debt principal, interest, and related costs.

Road Work Development Capital Projects Fund The Road Work Development Capital Projects Fund is used to account for grant monies for the design, upgrade, and/or construction of public roadways serving commercial or industrial economic development projects.

Measurement Focus

Governmental-wide Financial Statements The government-wide financial statements are prepared using a *flow of economic resources* measurement focus. All assets and all liabilities associated with the operation of the District are included on the Statement of Net Position. The Statement of Activities presents increases (e.g., revenues) and decreases (e.g., expenses) in total net position.

Fund Financial Statements All governmental funds are accounted for using a *flow of current financial resources* measurement focus. With this measurement focus, only current assets and current liabilities generally are included on the balance sheet. The Statement of Revenues, Expenditures, and Changes in Fund Balances reports on the sources (i.e., revenues and other financing sources) and uses (i.e., expenditures and other financing uses) of current financial resources. This approach differs from the manner in which the governmental activities of the government-wide financial statements are prepared. Governmental fund financial statements therefore include a reconciliation with brief explanations to better identify the relationship between the government-wide statements and the statements for governmental funds.

Basis of Accounting

Basis of accounting determines when transactions are recorded in the financial records and reported on the financial statements. Government-wide financial statements are prepared using the accrual basis of accounting. Governmental Funds use the modified accrual basis of accounting. Differences in the accrual and the modified accrual basis of accounting arise in the recognition of revenue, in the recording of deferred outflows/inflows of resources, and in the presentation of expenses versus expenditures.

Muskingum County, Ohio

Notes to the Basic Financial Statements For the Year Ended December 31, 2012

Revenues - Exchange and Nonexchange Transactions Revenue resulting from exchange transactions, in which each party gives and receives essentially equal value, is recorded on the accrual basis when the exchange takes place. On a modified accrual basis, revenue is recorded in the fiscal year in which the resources are measurable and become available. Available means that the resources will be collected within the current fiscal year or are expected to be collected soon enough thereafter to be used to pay liabilities of the current fiscal year. For the District, available means expected to be received within sixty days of the fiscal year-end.

Nonexchange transactions, in which the District receives value without directly giving equal value in return, include grants, entitlements, and donations. Revenue from grants, entitlements, and donations is recognized in the fiscal year in which all eligibility requirements have been satisfied. Eligibility requirements include timing requirements, which specify the year when the resources are required to be used or the fiscal year when use is first permitted, matching requirements, in which the District must provide local resources to be used for a specified purpose, and expenditure requirements, in which the resources are provided to the District on a reimbursement basis. On the modified accrual basis, revenue from nonexchange transactions must also be available before it can be recognized.

Under the modified accrual basis, the following revenue sources are considered to be both measurable and available at fiscal year-end: grants and entitlements.

Deferred Outflows/Inflows of Resources In addition to assets, the statement of financial position will sometimes report a separate section for deferred outflows of resources. Deferred outflows of resources represent a consumption of net position that applies to a future period and will not be recognized as an outflow of resources (expense/expenditure) until then. The District had no deferred outflows of resources for 2012.

In addition to liabilities, the statement of financial position reports a separate section for deferred inflows of resources. Deferred inflows of resources represent an acquisition of net position that applies to a future period and will not be recognized as an inflow of resources (revenue) until that time. For the District, deferred inflows of resources include unavailable revenue. Unavailable revenue is reported only on the governmental funds balance sheet, and represents receivables which will not be collected within the available period. For the District, unavailable revenue includes long-term contracts receivable. These amounts are deferred and recognized as an inflow of resources in the period the amounts become available.

Expenses/Expenditures On the accrual basis of accounting, expenses are recognized at the time they are incurred.

The measurement focus of governmental fund accounting is on decreases in net financial resources (expenditures) rather than expenses. Expenditures are generally recognized in the accounting period in which the related fund liability is incurred, if measurable.

Cash and Cash Equivalents

To improve cash management, cash received by the District is pooled. Monies for all funds are maintained in this pool. Individual fund integrity is maintained through the District's records. Each fund's interest in the pool is presented as "Equity in Pooled Cash and Cash Equivalents".

Muskingum County, Ohio

Notes to the Basic Financial Statements For the Year Ended December 31, 2012

Capital Assets

The District reports no capital assets. A road constructed by the District has been completed, but through contractual agreements, Muskingum County uses and maintains the road. The County reports this road as a capital asset on its financial statements. Title to the asset will transfer to the County upon full payment of the related debt.

Accrued Liabilities and Long-Term Obligations

All payables, accrued liabilities, and long-term obligations are reported in the government-wide financial statements.

In general, governmental fund payables and accrued liabilities that, once incurred, are paid in a timely manner and in full from current financial resources are reported as obligations of the funds. Long-term loans are recognized as a liability on the government fund financial statements when due.

Fund Balance

Fund balance is divided into five classifications based primarily on the extent to which the District is bound to observe constraints imposed upon the use of the resources in governmental funds. The classifications are as follows:

Nonspendable The nonspendable fund balance category includes amounts that cannot be spent because they are not in spendable form, or are legally or contractually required to be maintained intact. The “not in spendable form” includes items that are not expected to be converted to cash.

Restricted The restricted fund balance category includes amounts that can be spent only for the specific purposes stipulated by constitution, external resource providers, or through enabling legislation. Fund balance is reported as restricted when constraints placed on the use of resources are either externally imposed by creditors (such as through debt covenants), grantors, contributors, or laws or regulations of other governments; or is imposed by law through constitutional provisions.

Committed The committed fund balance classification includes amounts that can be used only for the specific purposes determined by a formal action (resolution) of the Board of Directors. Those committed amounts cannot be used for any other purpose unless the Board of Directors removes or changes the specified use by taking the same type of action (resolution) it employed to previously commit those amounts. Committed fund balance also incorporates contractual obligations to the extent that existing resources in the fund have been specifically committed for the use in satisfying those contractual requirements.

Assigned Amounts in the assigned fund balance classification are intended to be used by the District for specific purposes but do not meet the criteria to be classified as restricted or committed. In governmental funds, other than the General Fund, assigned fund balances represent the remaining amount that is not restricted or committed. In the General Fund, assigned amounts represent intended uses established by the Board of Directors.

Unassigned The unassigned fund balance is the residual classification for the General Fund and includes amounts not contained in the other classifications. In other governmental funds, the unassigned classification is used only to report a deficit balance.

Muskingum County, Ohio

Notes to the Basic Financial Statements For the Year Ended December 31, 2012

The District applies restricted resources first when expenditures are incurred for purposes for which either restricted or unrestricted (committed, assigned, or unassigned) amounts are available. Similarly, within unrestricted fund balance, committed amounts are reduced first followed by assigned, and then unassigned amounts when expenditures are incurred for purposes for which the amounts in any of the unrestricted fund balance classifications could be used.

Net Position

Net position represent the difference between assets and liabilities. Net position is reported as restricted when there are limitations imposed on its use either through constitutional provision, enabling legislation, or through external restrictions imposed by creditors, grantors, or laws or regulations of other governments.

The District applies restricted resources first when an expense is incurred for which both restricted and unrestricted net positions are available.

C. Equity in Pooled Cash and Investments

The County Auditor serves as fiscal officer of the District. The Ohio Revised Code prescribes allowable deposits and investments for both the District and the County. At December 31, 2012, the District had cash and investments with a carrying amount of \$13,262, which is included in and collateralized with Muskingum County's cash management pool.

D. Receivables

Receivables at December 31, 2012, consisted of contracts and interest. All receivables are considered collectible in full.

E. Long-Term Obligations

Changes in the long-term obligation of the District during 2012 were as follows:

	Outstanding 1/1/2012	Additions	(Reductions)	Outstanding 12/31/2012	Amounts Due Within One Year
Governmental Activities:					
General Long-Term Obligation:					
State Infrastructure Bank - 3%	\$6,235,926	\$0	(\$648,095)	\$5,587,831	\$669,329

Muskingum County, Ohio

Notes to the Basic Financial Statements For the Year Ended December 31, 2012

The annual requirements to retire governmental activities debt are as follows:

	Loan	
	State Infrastructure Bank - 3%	
	Principal	Interest
2013	\$669,329	\$176,210
2014	691,259	154,280
2015	713,908	131,632
2016	737,298	108,241
2017	761,455	84,084
2018-2020	2,014,582	99,266
	<u>\$5,587,831</u>	<u>\$753,713</u>

The District entered into a loan agreement on June 15, 1999, with the Ohio Department of Transportation to finance the Northpointe Drive Project over a period of 20 years. As collateral for the loan, the State Infrastructure Bank has received an assignment of all use payments from Muskingum County and an assignment of tax increment financing from the Longaberger Company. The District received the total authorized amount of \$11,464,129, which included the refinancing of accumulated interest of \$404,129. During 2009, the State Infrastructure Bank amended the loan agreement to reflect an interest rate of 3 percent plus an administrative fee of .25 percent per annum.

F. Risk Management

The District has obtained commercial insurance for the following risks:

- General liability
- Vehicles

G. Related Party Transaction

The District currently shares office space with Zanesville-Muskingum County Port Authority in the Welcome Center, located at 205 North Fifth Street, Zanesville.

H. Change in Accounting Principle

For 2012, the District has implemented Governmental Accounting Standard Board (GASB) Statement No. 60, "Accounting and Financial Reporting for Service Concession Arrangements", Statement No. 62, "Codification of Accounting and Financial Reporting Guidance Contained in Pre-November 30, 1989, FASB and AICPA Pronouncements", Statement No. 63, "Financial Reporting of Deferred Outflows of Resources, Deferred Inflows of Resources, and Net Position", Statement No. 64, "Derivative Instruments: Application of Hedge Accounting Termination Provisions - an amendment of GASB Statement No. 53", Statement No. 65, "Items Previously Reported as Assets and Liabilities", and Statement No. 66, "Technical Corrections - 2012 - an amendment of GASB Statements No. 10 and No. 62".

GASB Statement No. 60 improves financial reporting by addressing issues related to service concession arrangements, which are a type of public-private partnership. The implementation of this statement did not result in any change in the County's financial statements.

Muskingum County, Ohio

Notes to the Basic Financial Statements For the Year Ended December 31, 2012

GASB Statement No. 62 incorporates into GASB's authoritative literature certain FASB and AICPA pronouncements issued on or before November 30, 1989. The implementation of this statement did not result in any change to the County's financial statements.

GASB Statement No. 63 provides guidance for reporting deferred outflows of resources, deferred inflows of resources, and net position in a statement of financial position and related note disclosures. These changes were incorporated in the District's 2012 financial statements and there was no effect on beginning net position.

GASB Statement No. 64 clarifies whether an effective hedging relationship continues after the replacement of a swap counterparty or a swap counterparty's credit support provider. This Statement sets forth criteria that establish when the effective hedging relationship continues and hedge accounting should continue to be applied. The implementation of this statement did not result in any change in the District's financial statements.

GASB Statement No. 65 properly classifies certain items that were previously reported as assets and liabilities as deferred outflows of resources or deferred inflows of resources or recognizes certain items that were previously reported as assets and liabilities as outflows of resources (expenses or expenditures) or inflows of resources (revenues). These changes were incorporated in the District's 2012 financial statements and there was no effect on beginning net position.

GASB Statement No. 66 resolves conflicting accounting and financial reporting guidance that could diminish the consistency of financial reporting and thereby enhance the usefulness of the financial reports. The implementation of this statement did not result in any change in the County's financial statements.

NOTE 29 - MUSKINGUM STARLIGHT INDUSTRIES, INC.

A. Summary of Significant Accounting Policies

The summary of significant accounting policies of Muskingum Starlight Industries, Inc. is presented to assist in understanding the Organization's financial statements. The financial statements and notes are representations of the company's management who is responsible for their integrity and objectivity. These accounting policies conform to generally accepted accounting principles and have been consistently applied in the preparation of the financial statements.

Organization and Purpose

Muskingum Starlight Industries, Inc. is a not-for-profit organization located in Zanesville, Ohio. The Organization is a sheltered workshop for developmentally handicapped adults and provides job and learning skills to their clients. The Organization operates under the mandate of the Muskingum County Board of Developmental Disabilities which provides a facility for the workshop along with an administrative staff.

Basis of Accounting

The financial statements of Muskingum Starlight Industries, Inc. have been prepared on the accrual basis of accounting. The significant accounting policies followed are described below to enhance the usefulness of the financial statements to the reader.

Muskingum County, Ohio

Notes to the Basic Financial Statements For the Year Ended December 31, 2012

Basis of Presentation

Financial statement presentation follows the recommendations of the Financial Accounting Standards Board in its Statement of Financial Accounting Standards (SFAS) No. 117, "Financial Statements of Not-for-Profit Organizations." Under SFAS No. 117, the Organization is required to report information regarding its financial position and activities according to three classes of net position: unrestricted net position, temporarily restricted net position, and permanently restricted net position.

Cash and Equivalents

For purposes of the statement of cash flows, the Organization considers all highly liquid debt instruments purchased with a maturity date of six months or less to be cash equivalents.

Inventory

Inventory is valued at cost on the first-in, first-out basis.

Investments

Investments are stated in the financial statements at fair market value. Investment income or loss is included in the statement of activities as an increase or decrease in net position. Unrealized gains and losses on investments are calculated from the net change in market values during the year. Realized gains and losses result at the time in which the financial instrument is sold.

Property and Equipment

Property and equipment additions are recorded at cost. Depreciation is provided on assets purchased before 1987 on the straight-line method over the estimated useful lives of the respective assets. Assets purchased after 1986 are depreciated under the Modified Accelerated Cost Recovery system as prescribed by the Tax Reform Act of 1986.

Income Tax Status

No federal income taxes are applicable as the corporation has received tax-exempt status by the Internal Revenue Service under Code Section 501(c) 3 and has been recognized as non-profit by the State of Ohio. Therefore, no tax provisions have been made in the accompanying financial statements.

Estimates

The preparation of financial statements in conformity with generally accepted accounting principles requires management to make estimates and assumptions that reflect amounts and disclosures, accordingly, actual results could differ from those estimates.

Fair Value of Financial Instruments

The Organization's financial instruments consist of primarily cash, accounts receivable, and accounts payable. The carrying values of financial instruments are representative of their fair values due to their short-term maturities.

Muskingum County, Ohio

Notes to the Basic Financial Statements For the Year Ended December 31, 2012

Subsequent Events

The Organization adopted FASB ASC 855 (formerly SFAS No. 165) "Subsequent Events" which clarifies accounting for, and disclosure of, events that occur after the balance sheet date, but before financial statements are issued or are available to be issued. Pursuant to FASB ASC 855, the Organization evaluated events and transactions occurring after the balance sheet date through June 24, 2013, and noted no events that need to be disclosed.

B. Donated Services, Equipment, and Facilities

The Muskingum County Board of Developmental Disabilities made In-Kind Contributions to the Muskingum Starlight Industries, Inc. Workshop. The In-Kind Contributions as of December 31, 2012 were \$455,501.

C. Deposits and Investments

Deposits with Financial Institutions

Custodial credit risk is the risk that in the event of bank failure, Muskingum Starlight Industries, Inc. will not be able to recover deposits. At year ended December 31, 2012, \$199,342 of the Organization's bank balance was covered by Federal Depository Insurance Corporation.

Investments

In 2005, the Board of Directors made the decision to open an investment account on behalf of Muskingum Starlight Industries, Inc. The investment portfolio consists of all Vanguard Group funds and includes a money market fund, bond funds, and equity funds. GASB 40 was implemented in 2005.

The composition of investments at December 31, 2012 is as follows:

	<u>Type</u>	<u>Average Quality Rating</u>	<u>Average Maturity</u>	<u>Cost</u>	<u>Market</u>
Money Market					
VG Money Market FD 30	N/A	N/A	N/A	\$892	\$892
Mutual Funds/Type					
VG Short Term Corporate FD 39	Bond	AA3	2.6 years	16,895	17,312
VG Short Term Federal Inv. FD 49	Bond	AAA	2.3 years	3,154	3,329
VG Total Bond Mkt Index ADM	Bond	AA1/AA2	7.2 years	13,164	14,415
VG Wellington Fund	Stock	unrated	N/A	11,938	16,129
VG 500 Index ADM	Stock	unrated	N/A	13,505	16,091
VG Small-Cap Index INV	Stock	unrated	N/A	2,297	3,555
VG Total Int'l Stock Index INV	Stock	unrated	N/A	3,393	4,122
VG Total Stock Market Index ADM	Stock	unrated	N/A	12,851	16,029
Total Mutual Funds				<u>77,197</u>	<u>90,982</u>
Total Investments				<u>\$78,089</u>	<u>\$91,874</u>

Muskingum County, Ohio

Notes to the Basic Financial Statements For the Year Ended December 31, 2012

Investment Risk Factors

There are many factors that can affect the value of investments. Equity securities will respond to factors such as economic conditions, individual company earnings performance, and market liquidity, while bond funds are sensitive to credit risks and changes in interest rates.

Credit Risk

Fixed income securities are subject to credit risk, which is the chance that a bond issuer will fail to pay interest or principal in a timely manner, or that negative perceptions of the issuer's ability to pay will cause prices to decline. The circumstances may arise due to a variety of factors such as financial weakness, bankruptcy, litigation, and/or adverse political developments.

A bond's credit quality is an assessment of the issuer's ability to pay interest on the bond, and ultimately, to pay the principal. Credit quality for the above bonds is evaluated by Moody's Investors Service and Standard & Poor's. The lower the rating, the greater the chance, in the rating agency's opinion, that the bond issuer will default, or fail to meet its payment obligations. Generally, the lower a bond's credit rating, the higher its yield should be to compensate for the additional risk.

Certain fixed income securities, including U.S. government obligations are not considered to have credit.

Custodial Credit Risk

Custodial credit risk is the risk that in the event of the failure of the custodian, the investments may not be returned. Some of the investments for Muskingum Starlight Industries, Inc. are exposed to custodial credit risk. These investments may be uninsured and are held by a custodian.

Concentration of Credit Risk

Concentration of credit risk is the risk associated with a lack of diversification of having too much invested in a few individual issuers, thereby exposing the Organization to greater risks resulting from adverse economic, political, regulatory, geographic, or credit developments.

Muskingum Starlight Industries, Inc. investments policy is diversified as follows:

Short term investments (money market)	.9%
Fixed Income Funds	38.2%
Mutual Funds	<u>60.9%</u>
	100.0%

Interest Rate Risk

Interest rate risk is the risk that changes in the market interest rates will adversely affect the fair value of an investment. Generally, the longer the maturity of an investment, the greater the sensitivity of its fair value to changes in market interest rates. The average maturities for Muskingum Starlight Industries, Inc. are included in the above table.

D. Restricted Cash and Custodial Payables

The Muskingum Starlight Industries, Inc. workshop serves as a fiscal agent for funds received from the State of Ohio to serve the Family Resource Program and the MCCRC. However, other parties serve as the administrators of these programs. All monies are received by the administrators of these programs and released by request to the workshop for disbursement to qualified families. Any unexpended monies remaining at year-end are recorded as Custodial Payables and are considered to be unrestricted net position.

Muskingum County, Ohio

**Notes to the Basic Financial Statements
For the Year Ended December 31, 2012**

E. Capital Leases

The workshop has leased a cooler and baler from Marlin Leasing Corporation. The cooler lease is to be paid over 60 months at \$177 per month. The lease is interest free and the workshop can purchase the cooler for \$1 at the end of the lease. The baler lease is to be paid over 60 months at \$259 per month. The lease is interest free and the workshop can purchase the baler for \$1 at the end of the lease.

F. Change in Accounting Principle

The Organization implemented Governmental Accounting Standards Board (GASB) Statement No. 63, "Financial Reporting of Deferred Outflows of Resources, Deferred Inflows of Resources, and Net Position". GASB Statement No. 63 identifies net position, rather than net assets, as the residual of all other elements presented in a statement of financial position. This change was incorporated in the Organization's 2012 financial statements, however, there was no effect on beginning net position.

**Combining Statements
and
Individual Fund Schedules**

GENERAL FUND

The General Fund accounts for all financial resources except those required to be accounted for in another fund. The General Fund balance is available to the County for any purpose provided it is expended or transferred according to the general laws of Ohio.

Muskingum County, Ohio
Schedule of Revenues, Expenditures, and Changes
In Fund Balance - Budget (Non-GAAP Basis) and Actual
General Fund
For the Year Ended December 31, 2012

	Final Budget	Actual	Variance Positive (Negative)
Revenues			
Property Taxes	\$3,244,740	\$3,245,304	\$564
Permissive Sales Taxes	14,644,794	16,160,878	1,516,084
Charges for Services	3,764,533	4,125,945	361,412
Licenses and Permits	330,050	515,888	185,838
Fines and Forfeitures	343,800	392,129	48,329
Intergovernmental	1,923,392	2,207,203	283,811
Interest	576,100	543,576	(32,524)
Payments in Lieu of Taxes	110,000	106,505	(3,495)
Rent	285,925	316,075	30,150
Contributions and Donations	1,900,770	1,900,770	0
Other	366,523	370,658	4,135
<i>Total Revenues</i>	<u>27,490,627</u>	<u>29,884,931</u>	<u>2,394,304</u>
Expenditures			
Current:			
General Government -			
Legislative and Executive			
Board of County Commissioners			
Salaries and Wages	586,164	530,254	55,910
Fringe Benefits	188,984	172,841	16,143
Contractual Services	1,532,152	1,333,495	198,657
Materials and Supplies	108,844	69,122	39,722
Capital Outlay	69,299	26,703	42,596
Other	60,135	25,986	34,149
<i>Total Board of County Commissioners</i>	<u>2,545,578</u>	<u>2,158,401</u>	<u>387,177</u>
County Auditor			
Salaries and Wages	391,604	386,638	4,966
Fringe Benefits	243,197	229,284	13,913
Contractual Services	102,471	84,719	17,752
Materials and Supplies	27,937	24,734	3,203
Capital Outlay	14,433	9,929	4,504
Other	38	38	0
<i>Total County Auditor</i>	<u>779,680</u>	<u>735,342</u>	<u>44,338</u>
Economic Development			
Contractual Services	163,214	16,946	146,268
Capital Outlay	200,000	0	200,000
<i>Total Economic Development</i>	<u>363,214</u>	<u>16,946</u>	<u>346,268</u>

(continued)

Muskingum County, Ohio
Schedule of Revenues, Expenditures, and Changes
In Fund Balance - Budget (Non-GAAP Basis) and Actual
General Fund (Continued)
For the Year Ended December 31, 2012

	Final Budget	Actual	Variance Positive (Negative)
General Government - Legislative and Executive (continued)			
Assessing Personal Property			
Salaries and Wages	\$38,609	\$38,293	\$316
Fringe Benefits	6,230	6,230	0
Materials and Supplies	200	0	200
<i>Total Assessing Personal Property</i>	<u>45,039</u>	<u>44,523</u>	<u>516</u>
Assessing Real Property			
Salaries and Wages	19,775	19,775	0
Fringe Benefits	3,550	3,550	0
<i>Total Assessing Real Property</i>	<u>23,325</u>	<u>23,325</u>	<u>0</u>
County Treasurer			
Salaries and Wages	127,202	126,257	945
Fringe Benefits	56,688	54,516	2,172
Contractual Services	86,138	85,879	259
Materials and Supplies	7,253	7,097	156
Other	746	229	517
<i>Total County Treasurer</i>	<u>278,027</u>	<u>273,978</u>	<u>4,049</u>
Prosecuting Attorney			
Salaries and Wages	872,064	871,252	812
Fringe Benefits	242,045	236,721	5,324
Contractual Services	2,796	2,796	0
Materials and Supplies	70,352	70,157	195
Capital Outlay	380	380	0
Other	49,611	49,264	347
<i>Total Prosecuting Attorney</i>	<u>1,237,248</u>	<u>1,230,570</u>	<u>6,678</u>
Budget Commission			
Salaries and Wages	46,866	46,866	0
Fringe Benefits	13,604	13,195	409
Contractual Services	48,800	41,361	7,439
Materials and Supplies	12,710	4,568	8,142
Capital Outlay	2,176	1,493	683
<i>Total Budget Commission</i>	<u>124,156</u>	<u>107,483</u>	<u>16,673</u>
Bureau of Inspection			
Examinations - County Offices	117,739	108,835	8,904

(continued)

Muskingum County, Ohio
Schedule of Revenues, Expenditures, and Changes
In Fund Balance - Budget (Non-GAAP Basis) and Actual
General Fund (Continued)
For the Year Ended December 31, 2012

	Final Budget	Actual	Variance Positive (Negative)
General Government - Legislative and Executive (continued)			
Clerk of Courts Title			
Salaries and Wages	\$147,000	\$146,764	\$236
Fringe Benefits	29,348	28,087	1,261
Contractual Services	6,881	5,150	1,731
Materials and Supplies	22,236	14,879	7,357
Capital Outlay	12,020	6,923	5,097
Other	129,280	37,128	92,152
<i>Total Clerk of Courts Title</i>	<u>346,765</u>	<u>238,931</u>	<u>107,834</u>
Board of Revision			
Other	4,350	3,749	601
Board of Elections			
Salaries and Wages	351,502	321,242	30,260
Fringe Benefits	70,788	67,209	3,579
Contractual Services	177,500	165,003	12,497
Materials and Supplies	76,000	52,692	23,308
Capital Outlay	23,750	12,047	11,703
Other	475	0	475
<i>Total Board of Elections</i>	<u>700,015</u>	<u>618,193</u>	<u>81,822</u>
Automatic Data Processing Board			
Salaries and Wages	23,725	21,137	2,588
Fringe Benefits	4,256	3,823	433
Contractual Services	23,328	22,302	1,026
Materials and Supplies	8,100	7,781	319
Capital Outlay	2,670	1,150	1,520
<i>Total Automatic Data Processing Board</i>	<u>62,079</u>	<u>56,193</u>	<u>5,886</u>
Information Services			
Salaries and Wages	174,900	172,088	2,812
Fringe Benefits	59,217	55,205	4,012
Contractual Services	61,520	56,227	5,293
Materials and Supplies	44,868	15,651	29,217
Capital Outlay	49,273	47,072	2,201
<i>Total Information Services</i>	<u>389,778</u>	<u>346,243</u>	<u>43,535</u>
Maintenance and Operation			
Salaries and Wages	511,200	510,787	413
Fringe Benefits	301,139	287,658	13,481
Contractual Services	194,300	152,948	41,352
Materials and Supplies	126,000	102,220	23,780
Capital Outlay	6,811	6,811	0
Other	12,927	5,465	7,462
<i>Total Maintenance and Operation</i>	<u>1,152,377</u>	<u>1,065,889</u>	<u>86,488</u>

(continued)

Muskingum County, Ohio
Schedule of Revenues, Expenditures, and Changes
In Fund Balance - Budget (Non-GAAP Basis) and Actual
General Fund (Continued)
For the Year Ended December 31, 2012

	Final Budget	Actual	Variance Positive (Negative)
General Government - Legislative and Executive (continued)			
Recorder			
Salaries and Wages	\$189,514	\$166,673	\$22,841
Fringe Benefits	69,804	64,352	5,452
Contractual Services	39,650	39,438	212
Materials and Supplies	7,060	4,653	2,407
Capital Outlay	66,200	35,641	30,559
Other	2,008	2,008	0
<i>Total Recorder</i>	<u>374,236</u>	<u>312,765</u>	<u>61,471</u>
Insurance on Property			
Other County Property	526,499	496,739	29,760
Fleet Garage			
Salaries and Wages	69,293	69,293	0
Fringe Benefits	11,709	11,696	13
Materials and Supplies	82,906	73,245	9,661
<i>Total Fleet Garage</i>	<u>163,908</u>	<u>154,234</u>	<u>9,674</u>
<i>Total General Government - Legislative and Executive</i>	<u>9,234,013</u>	<u>7,992,339</u>	<u>1,241,674</u>
General Government - Judicial			
Court of Appeals			
Other	12,500	10,716	1,784
Domestic Relations Court			
Salaries and Wages	475,082	474,292	790
Fringe Benefits	143,906	139,204	4,702
Contractual Services	6,545	1,842	4,703
Materials and Supplies	8,601	8,254	347
Capital Outlay	1,120	1,075	45
<i>Total Domestic Relations Court</i>	<u>635,254</u>	<u>624,667</u>	<u>10,587</u>

(continued)

Muskingum County, Ohio
Schedule of Revenues, Expenditures, and Changes
In Fund Balance - Budget (Non-GAAP Basis) and Actual
General Fund (Continued)
For the Year Ended December 31, 2012

	Final Budget	Actual	Variance Positive (Negative)
General Government - Judicial (continued)			
Common Pleas Court			
Salaries and Wages	\$219,498	\$215,498	\$4,000
Fringe Benefits	75,455	72,153	3,302
Contractual Services	66,279	52,790	13,489
Materials and Supplies	19,977	17,458	2,519
Capital Outlay	5,985	2,345	3,640
Other	5,933	3,452	2,481
<i>Total Common Pleas Court</i>	<u>393,127</u>	<u>363,696</u>	<u>29,431</u>
Jury Commission			
Salaries and Wages	5,400	5,400	0
Fringe Benefits	966	966	0
<i>Total Jury Commission</i>	<u>6,366</u>	<u>6,366</u>	<u>0</u>
Adult Probation			
Salaries and Wages	216,282	210,590	5,692
Fringe Benefits	38,581	34,535	4,046
Contractual Services	8,217	6,781	1,436
Materials and Supplies	2,375	2,175	200
<i>Total Adult Probation</i>	<u>265,455</u>	<u>254,081</u>	<u>11,374</u>
Juvenile Court			
Salaries and Wages	334,506	330,811	3,695
Fringe Benefits	572,399	541,231	31,168
Contractual Services	115,184	115,184	0
Materials and Supplies	23,424	23,424	0
Other	34,324	34,324	0
<i>Total Juvenile Court</i>	<u>1,079,837</u>	<u>1,044,974</u>	<u>34,863</u>
Juvenile Probation			
Salaries and Wages	447,811	444,138	3,673
Fringe Benefits	62,551	61,529	1,022
Materials and Supplies	1,501	1,501	0
Other	20,950	20,950	0
<i>Total Juvenile Probation</i>	<u>532,813</u>	<u>528,118</u>	<u>4,695</u>

(continued)

Muskingum County, Ohio
Schedule of Revenues, Expenditures, and Changes
In Fund Balance - Budget (Non-GAAP Basis) and Actual
General Fund (Continued)
For the Year Ended December 31, 2012

	Final Budget	Actual	Variance Positive (Negative)
General Government - Judicial (continued)			
Detention Home			
Salaries and Wages	\$1,136,823	\$1,134,885	\$1,938
Fringe Benefits	186,213	185,547	666
Contractual Services	3,843	3,610	233
Materials and Supplies	101,849	101,849	0
Other	44,100	44,100	0
<i>Total Detention Home</i>	<u>1,472,828</u>	<u>1,469,991</u>	<u>2,837</u>
Probate Court			
Salaries and Wages	150,444	150,406	38
Fringe Benefits	70,794	66,928	3,866
Contractual Services	3,645	3,004	641
Materials and Supplies	5,104	4,806	298
Capital Outlay	1,200	1,200	0
Other	4,543	4,432	111
<i>Total Probate Court</i>	<u>235,730</u>	<u>230,776</u>	<u>4,954</u>
Clerk of Courts			
Salaries and Wages	297,990	297,452	538
Fringe Benefits	172,700	165,207	7,493
Contractual Services	9,402	7,392	2,010
Materials and Supplies	22,883	20,673	2,210
Capital Outlay	1,900	1,867	33
Other	2,022	1,840	182
<i>Total Clerk of Courts</i>	<u>506,897</u>	<u>494,431</u>	<u>12,466</u>
County Court			
Salaries and Wages	263,673	263,649	24
Fringe Benefits	136,144	128,377	7,767
Contractual Services	8,822	6,930	1,892
Materials and Supplies	11,777	11,593	184
Capital Outlay	1,361	150	1,211
Other	6,073	5,954	119
<i>Total County Court</i>	<u>427,850</u>	<u>416,653</u>	<u>11,197</u>
Municipal Court			
Salaries and Wages	67,314	67,204	110
Fringe Benefits	16,058	13,667	2,391
<i>Total Municipal Court</i>	<u>83,372</u>	<u>80,871</u>	<u>2,501</u>

(continued)

Muskingum County, Ohio
Schedule of Revenues, Expenditures, and Changes
In Fund Balance - Budget (Non-GAAP Basis) and Actual
General Fund (Continued)
For the Year Ended December 31, 2012

	Final Budget	Actual	Variance Positive (Negative)
General Government - Judicial (continued)			
Law Library			
Salaries and Wages	\$30,938	\$30,938	\$0
Fringe Benefits	5,471	5,471	0
<i>Total Law Library</i>	<u>36,409</u>	<u>36,409</u>	<u>0</u>
Attorney Fees - Public Defender Attorney Fees	<u>725,000</u>	<u>695,803</u>	<u>29,197</u>
<i>Total General Government - Judicial</i>	<u>6,413,438</u>	<u>6,257,552</u>	<u>155,886</u>
Public Safety			
Coroner's Office			
Salaries and Wages	48,665	48,665	0
Fringe Benefits	11,252	11,093	159
Contractual Services	49,736	46,916	2,820
Materials and Supplies	2,101	1,829	272
Other	200	0	200
<i>Total Coroner's Office</i>	<u>111,954</u>	<u>108,503</u>	<u>3,451</u>
Sheriff			
Salaries and Wages	4,929,858	4,843,573	86,285
Fringe Benefits	2,042,930	1,961,566	81,364
Contractual Services	497,068	488,037	9,031
Materials and Supplies	391,737	391,737	0
Other	5,983	5,983	0
<i>Total Sheriff</i>	<u>7,867,576</u>	<u>7,690,896</u>	<u>176,680</u>
Jail			
Contractual Services	<u>642,261</u>	<u>632,064</u>	<u>10,197</u>
Disaster Services			
Contractual Services	<u>57,302</u>	<u>57,302</u>	<u>0</u>
Building Regulation			
Salaries and Wages	218,235	217,177	1,058
Fringe Benefits	53,498	48,448	5,050
Contractual Services	70,065	66,405	3,660
Materials and Supplies	7,292	7,230	62
Other	25,259	23,629	1,630
<i>Total Building Regulation</i>	<u>374,349</u>	<u>362,889</u>	<u>11,460</u>
<i>Total Public Safety</i>	<u>9,053,442</u>	<u>8,851,654</u>	<u>201,788</u>

(continued)

Muskingum County, Ohio
Schedule of Revenues, Expenditures, and Changes
In Fund Balance - Budget (Non-GAAP Basis) and Actual
General Fund (Continued)
For the Year Ended December 31, 2012

	Final Budget	Actual	Variance Positive (Negative)
Public Works			
Engineer			
Salaries and Wages	\$98,048	\$98,048	\$0
Fringe Benefits	18,961	18,606	355
Materials and Supplies	2,828	1,682	1,146
<i>Total Engineer</i>	<u>119,837</u>	<u>118,336</u>	<u>1,501</u>
Technical Support			
Materials and Supplies	2,700	377	2,323
Other	300	300	0
<i>Total Technical Support</i>	<u>3,000</u>	<u>677</u>	<u>2,323</u>
Planning Commission			
Salaries and Wages	15,349	15,460	(111)
Fringe Benefits	2,702	2,676	26
Materials and Supplies	955	48	907
<i>Total Planning Commission</i>	<u>19,006</u>	<u>18,184</u>	<u>822</u>
<i>Total Public Works</i>	<u>141,843</u>	<u>137,197</u>	<u>4,646</u>
Health			
Humane Society			
Contractual Services	7,200	7,200	0
Agriculture			
Grant	200,000	200,000	0
Apiary Inspection	1,500	1,500	0
<i>Total Agriculture</i>	<u>201,500</u>	<u>201,500</u>	<u>0</u>
Other Health			
Crippled Children Aid	155,200	155,190	10
Other	63,000	60,495	2,505
<i>Total Other Health</i>	<u>218,200</u>	<u>215,685</u>	<u>2,515</u>
<i>Total Health</i>	<u>426,900</u>	<u>424,385</u>	<u>2,515</u>
Human Services			
Soldier's Relief			
Salaries and Wages	24,000	24,000	0
Fringe Benefits	7,497	7,343	154
Contractual Services	244,554	203,777	40,777
Materials and Supplies	7,000	7,000	0
Capital Outlay	9,611	6,102	3,509
Other	1,000	150	850
<i>Total Soldier's Relief</i>	<u>293,662</u>	<u>248,372</u>	<u>45,290</u>

(continued)

Muskingum County, Ohio
Schedule of Revenues, Expenditures, and Changes
In Fund Balance - Budget (Non-GAAP Basis) and Actual
General Fund (Continued)
For the Year Ended December 31, 2012

	Final Budget	Actual	Variance Positive (Negative)
Human Services (continued)			
Veteran's Services			
Salaries and Wages	\$188,196	\$187,585	\$611
Fringe Benefits	56,789	55,224	1,565
Contractual Services	25,039	21,769	3,270
Materials and Supplies	10,461	10,255	206
Other	189	0	189
<i>Total Veteran's Services</i>	<u>280,674</u>	<u>274,833</u>	<u>5,841</u>
<i>Total Human Services</i>	<u>574,336</u>	<u>523,205</u>	<u>51,131</u>
Intergovernmental			
Contractual Services	284,015	35,004	249,011
Grants	382,050	351,943	30,107
<i>Total Intergovernmental</i>	<u>666,065</u>	<u>386,947</u>	<u>279,118</u>
Debt Service:			
Principal Retirement	123,937	123,937	0
Interest and Fiscal Charges	7,410	7,410	0
<i>Total Debt Service</i>	<u>131,347</u>	<u>131,347</u>	<u>0</u>
<i>Total Expenditures</i>	<u>26,641,384</u>	<u>24,704,626</u>	<u>1,936,758</u>
<i>Excess of Revenues Over Expenditures</i>	<u>849,243</u>	<u>5,180,305</u>	<u>4,331,062</u>
Other Financing Sources (Uses)			
Proceeds from the Sale of Capital Assets	7,500	15,816	8,316
Advances In	0	2,207,952	2,207,952
Advances Out	0	(569,152)	(569,152)
Transfers In	3,922,341	2,000,000	(1,922,341)
Transfers Out	(8,659,972)	(4,606,747)	4,053,225
<i>Total Other Financing Sources (Uses)</i>	<u>(4,730,131)</u>	<u>(952,131)</u>	<u>3,778,000</u>
<i>Net Change in Fund Balance</i>	(3,880,888)	4,228,174	8,109,062
Fund Balance at Beginning of Year	3,141,654	3,141,654	0
Prior Year Encumbrances Appropriated	427,857	427,857	0
<i>Fund Balance (Deficit) at End of Year</i>	<u><u>(\$311,377)</u></u>	<u><u>\$7,797,685</u></u>	<u><u>\$8,109,062</u></u>

NONMAJOR GOVERNMENTAL FUNDS

Special Revenue Funds

The special revenue funds are used to account for those financial resources that are restricted or committed by legal, regulatory, or administrative action to finance particular functions or activities of the County.

Debt Service Funds

The debt service funds are used to account for the accumulation of financial resources that are restricted, committed or assigned for the payment of general long-term debt principal, interest, and related costs.

Capital Projects Funds

The capital projects funds are used to account for financial resources that are restricted, committed, or assigned to expenditures for capital outlay, including the acquisition or construction of major capital facilities and other capital assets (other than those financed by proprietary funds).

Muskingum County, Ohio
Combining Balance Sheet
Nonmajor Governmental Funds
December 31, 2012

	Nonmajor Special Revenue Funds	Nonmajor Debt Service Funds	Nonmajor Capital Projects Funds	Total Nonmajor Governmental Funds
Assets				
Equity in Pooled Cash and Cash Equivalents	\$8,679,612	\$100,715	\$1,715,796	\$10,496,123
Cash and Cash Equivalents in Segregated Accounts	1,594	0	0	1,594
Receivables:				
Property Taxes	3,237,128	0	0	3,237,128
Payments in Lieu of Taxes	195,983	0	0	195,983
Permissive Motor Vehicle License Tax	33,098	0	0	33,098
Accounts	86,969	0	0	86,969
Intergovernmental	4,031,223	0	3,708	4,034,931
Interfund	130	0	0	130
Special Assessments	0	312,038	0	312,038
Loans	0	263,229	0	263,229
Materials and Supplies Inventory	516,858	0	0	516,858
Prepaid Items	163,994	0	0	163,994
<i>Total Assets</i>	<u>\$16,946,589</u>	<u>\$675,982</u>	<u>\$1,719,504</u>	<u>\$19,342,075</u>
Liabilities				
Accounts Payable	\$196,220	\$0	\$0	\$196,220
Accrued Interest Payable	1,830	0	0	1,830
Accrued Wages and Benefits	259,397	0	0	259,397
Matured Compensated Absences Payable	49,867	0	0	49,867
Interfund Payable	402,231	0	0	402,231
Intergovernmental Payable	167,801	0	0	167,801
Notes Payable	140,000	0	0	140,000
<i>Total Liabilities</i>	<u>1,217,346</u>	<u>0</u>	<u>0</u>	<u>1,217,346</u>
Deferred Inflows of Resources				
Property Taxes not Levied to Finance Current Year Operations	2,711,131	0	0	2,711,131
Unavailable Revenue	4,100,385	312,038	0	4,412,423
<i>Total Deferred Inflows of Resources</i>	<u>6,811,516</u>	<u>312,038</u>	<u>0</u>	<u>7,123,554</u>
Fund Balances				
Nonspendable:				
Inventory	516,858	0	0	516,858
Prepays	163,994	0	0	163,994
Restricted to:				
Court Corrections	1,638,806	0	0	1,638,806
Roads and Bridges	876,633	0	39,708	916,341
Human Services	780,595	0	0	780,595
Community Development	45,087	0	0	45,087
Public Safety	1,360,075	0	0	1,360,075
Health	1,034,928	0	0	1,034,928
Mental Health	65,207	0	0	65,207
Children Services	156,024	0	0	156,024
Debt Service	0	363,944	0	363,944
Capital Outlay	0	0	1,679,796	1,679,796
Other Purposes	2,339,564	0	0	2,339,564
Unassigned (Deficit)	(60,044)	0	0	(60,044)
<i>Total Fund Balances</i>	<u>8,917,727</u>	<u>363,944</u>	<u>1,719,504</u>	<u>11,001,175</u>
<i>Total Liabilities, Deferred Inflows of Resources, and Fund Balances</i>	<u>\$16,946,589</u>	<u>\$675,982</u>	<u>\$1,719,504</u>	<u>\$19,342,075</u>

Muskingum County, Ohio
Combining Statement of Revenues, Expenditures, and Changes in Fund Balances
Nonmajor Governmental Funds
For the Year Ended December 31, 2012

	Nonmajor Special Revenue Funds	Nonmajor Debt Service Funds	Nonmajor Capital Projects Funds	Total Nonmajor Governmental Funds
Revenues				
Property Taxes	\$2,785,494	\$0	\$0	\$2,785,494
Special Assessments	0	17,546	0	17,546
Permissive Motor Vehicle License Tax	470,935	0	0	470,935
Charges for Services	2,663,504	0	0	2,663,504
Licenses and Permits	245,482	0	0	245,482
Fines and Forfeitures	397,183	0	0	397,183
Intergovernmental	9,493,139	19,411	4,418,176	13,930,726
Interest	1,409	20,800	0	22,209
Payments in Lieu of Taxes	222,815	0	0	222,815
Rent	0	119,141	100,191	219,332
Contributions and Donations	16,460	0	0	16,460
Other	102,593	0	0	102,593
<i>Total Revenues</i>	<u>16,399,014</u>	<u>176,898</u>	<u>4,518,367</u>	<u>21,094,279</u>
Expenditures				
Current:				
General Government:				
Legislative and Executive	1,274,993	0	0	1,274,993
Judicial	315,451	0	0	315,451
Public Safety	2,504,128	0	0	2,504,128
Public Works	6,143,643	0	3,232,883	9,376,526
Health	930,850	0	0	930,850
Human Services	3,661,284	0	153,732	3,815,016
Capital Outlay	11,697	0	47,415	59,112
Intergovernmental	1,347,275	0	59,273	1,406,548
Debt Service:				
Principal Retirement	245,114	1,001,004	0	1,246,118
Refunded Bond Anticipation Note Redeemed	0	400,000	0	400,000
Interest and Fiscal Charges	55,207	400,043	0	455,250
Issuance Costs	0	45,758	0	45,758
<i>Total Expenditures</i>	<u>16,489,642</u>	<u>1,846,805</u>	<u>3,493,303</u>	<u>21,829,750</u>
<i>Excess of Revenues Over (Under) Expenditures</i>	<u>(90,628)</u>	<u>(1,669,907)</u>	<u>1,025,064</u>	<u>(735,471)</u>
Other Financing Sources (Uses)				
Refunding Bonds Issued	0	1,785,000	0	1,785,000
OWDA Loans Issued	60,000	0	0	60,000
Premium on Refunding Bonds Issued	0	77,727	0	77,727
Inception of a Capital Lease	11,697	0	0	11,697
Transfers In	1,488,517	2,153,702	944,651	4,586,870
Payment to Refunded Bond Escrow Agent	0	(1,977,837)	0	(1,977,837)
Transfers Out	(571,604)	(400,765)	(6,146)	(978,515)
<i>Total Other Financing Sources (Uses)</i>	<u>988,610</u>	<u>1,637,827</u>	<u>938,505</u>	<u>3,564,942</u>
<i>Net Change in Fund Balances</i>	897,982	(32,080)	1,963,569	2,829,471
Fund Balances (Deficit) at Beginning of Year	<u>8,019,745</u>	<u>396,024</u>	<u>(244,065)</u>	<u>8,171,704</u>
<i>Fund Balances at End of Year</i>	<u>\$8,917,727</u>	<u>\$363,944</u>	<u>\$1,719,504</u>	<u>\$11,001,175</u>

SPECIAL REVENUE FUNDS

The special revenue funds account for those financial resources that are restricted by legal, regulatory, or administrative action to finance particular functions or activities of the County. The following are reported as special revenue funds:

Major Special Revenue Funds

Public Assistance Fund - To account for various federal and state grants restricted to provide public assistance to general relief recipients and to pay their providers of medical assistance, and for certain public social services.

County Home Levy Fund - To account for prior revenues from room and board as well as property taxes restricted to administer and operate the County Home. The operations of the County Home were discontinued during 2012.

Starlight School Levy Fund - To account for property tax revenues and federal and state grants. Expenditures are restricted by state law to those that benefit the developmentally disabled. County expenditures have been for social service contracts, medical providers, and costs to maintain and operate buildings and buses provided for the developmentally disabled.

Children Services Levy Fund - To account for revenues derived from property taxes and state and federal funds. State law restricts the expenditures of these revenues to programs designed to aid homeless children or children from troubled families.

Nonmajor Special Revenue Funds

Dog and Kennel Fund - To account for the dog warden's operations, financed by sales of dog tags, kennel permits and fine collections.

Child Support Enforcement Agency Fund - To account for state, federal and local revenue used to administer the County Child Support program.

Childrens' Services Trust Fund - To account for bequests left for the purpose of maintaining the County Children's Home.

Real Estate Assessment Fund - To account for state mandated county-wide real estate reappraisals that are funded by charges to the political subdivisions located within the County.

Redevelopment Tax Equivalent Fund - To account for money received pursuant to a tax increment financing agreement between the County and a local vendor to be used for expenses incurred during the construction of an adjoining road.

Miscellaneous Federal Grants Fund - To account for various monies received through state agencies from the federal government or directly from the federal government which are not classified elsewhere. The individual funds are maintained separately on the County's books.

Access Visitation Grant Fund - To account for revenues derived from a contract between the Job and Family Services Department and the Muskingum County Domestic Court. Expenditures are for contractual services in which a person has to supervise parent visitations with their children.

(continued)

SPECIAL REVENUE FUNDS (Continued)

Delinquent Real Estate Tax and Assessment Collection Fund - To account for the monies received from delinquent real estate tax and assessment collections. Half of the money is to be allocated to the Prosecutor and the other half to the Treasurer for use in the collection of delinquent property taxes and assessments.

Homeland Security Fund - To account for federal grants used to strengthen county-level capability to respond effectively to weapons of mass destruction and all hazard incidences in Muskingum County.

Tuberculosis Clinic Fund - To account for a County-wide property tax levy used to diagnose and treat people with tuberculosis and respiratory diseases in the County.

Block Grants Fund - To account for revenue from the federal government used for a revolving loan program and for improvements to targeted areas within the County.

County Courts Fund - To account for money received through court fees which are used for court expenses and other judicial programs and issues.

Community Correction Fund - To account for grant monies from the State of Ohio used to assist the County in correctional rehabilitation of persons on probation.

Home Detention (Electronic Monitor) Fund - To account for fees from the County Courts used for in-home housing of prisoners.

Moving Ohio Forward - To account for a grant from the State of Ohio to assist communities in their economic recovery by removing blighted or abandoned structures in order to reclaim neighborhoods.

Litter Prevention Fund - To account for state and local grants to enforce litter laws and educate citizens.

Ohio Childrens Trust Fund - To account for state grants to promote the prevention of child abuse and neglect in the County for children ages 0-5 and their families.

Marriage License Fund - To account for marriage license fees. Fees are paid to Transitions Inc. and used for the treatment of battered women.

Political Subdivision Housing Fund - To account for fines and forfeitures used for the Adult Probation Program as specified by entry from the Courts. Created pursuant to Ohio Revised Code Section 4511.99.

Indigent Drivers Alcohol Treatment Fund - To account for fines from the State and County Court. Created pursuant to Ohio Revised Code Section 4511.191.

Enforcement and Education Fund - To account for monies received from convictions on alcohol related cases used for education of the community at large and for the purchase of law enforcement equipment.

Law Enforcement Fund - To account for fines from the County courts used by the Sheriff and Prosecuting Attorney for investigations, prosecutions and training for law enforcement personnel.

Legal Aid Society Fund - To account for a 1% administrative fee from probate court to be used as allowed by law for salaries and fringe benefits.

(continued)

SPECIAL REVENUE FUNDS (Continued)

Senior Citizens Levy Fund - To account for revenue derived from property taxes used to assist in the providing of programs and services to the senior citizens of the County.

Felony Delinquent Care and Custody Fund - To account for grant monies which are used for the Intensive Probation Program.

Drug Law Enforcement Fund - To account for income from fines on drug-related cases used for drug-related investigations.

Indigent Guardianship Fund - To account for probate court fees used for court appointed guardians for indigents.

Victim of Criminals Fund - To account for donations for state grant monies to be used to assist the victims of crime.

Sheriff Commissary Fund - To account for sales within the commissary to County jail inmates.

Children Services Christmas Fund - To account for donations from citizens used to purchase gifts for children under care.

Mental Health Levy Fund - To account for a County-wide property tax levy used for the County's share in the Muskingum Area Alcohol, Drug Addiction and Mental Health Board.

Sheriff Levy Fund - To account for a County-wide property tax levy to be used to provide additional law enforcement in the County.

Motor Vehicle and Gasoline Tax Fund - To account for revenues derived from the motor vehicle licenses, gasoline taxes, and grants. Ohio state law restricts expenditures in this fund to county road and bridge repair and improvement programs.

Northpointe Drive Fund - To account for transfers used to pay amounts under contract with the Transportation Improvement District.

Law Library Resources Fund - To account for fines and penalties collected by the various courts of the County and to account for fees charged for law library services.

Juvenile Detention Fund - To account for state and federal grants used in the operation and maintenance of the Detention Facility.

Concealed Weapon Fund - To account for fees collected from the issuance or renewal of license to carry a concealed handgun. These monies are used for costs incurred by the sheriff in connection with issuing these licenses or costs associated with handgun safety education programs.

Wireless 911 Fund - To account for a surcharge on cell phones used for the implementation and operation of a wireless 911 system.

Ohio Peace Officer Training Academy (OPOTA-CPT) - To account for reimbursements from the State of Ohio for mandatory continuing professional training of the sheriff's office.

Brandywine Loop Extension Fund - To account for the proceeds of a note and tax increment financing to be used as a grant given to the City of Zanesville for an extension of a bypass route.

Muskingum County, Ohio
Schedule of Revenues, Expenditures, and Changes
In Fund Balance - Budget (Non-GAAP Basis) and Actual
Public Assistance Fund
For the Year Ended December 31, 2012

	Final Budget	Actual	Variance Positive (Negative)
Revenues			
Charges for Services	\$920,129	\$944,907	\$24,778
Intergovernmental	7,555,289	7,063,987	(491,302)
Other	0	19,814	19,814
<i>Total Revenues</i>	<u>8,475,418</u>	<u>8,028,708</u>	<u>(446,710)</u>
Expenditures			
Current:			
Human Services			
Public Assistance			
Salaries and Wages	3,486,231	3,461,908	24,323
Fringe Benefits	1,649,647	1,517,900	131,747
Contractual Services	3,157,844	2,620,558	537,286
Materials and Supplies	81,400	70,966	10,434
Capital Outlay	25,549	19,005	6,544
Other	598,848	568,785	30,063
<i>Total Human Services</i>	<u>8,999,519</u>	<u>8,259,122</u>	<u>740,397</u>
Debt Service:			
Principal Retirement	5,978	5,978	0
Interest and Fiscal Charges	3,215	3,215	0
<i>Total Debt Service</i>	<u>9,193</u>	<u>9,193</u>	<u>0</u>
<i>Total Expenditures</i>	<u>9,008,712</u>	<u>8,268,315</u>	<u>740,397</u>
<i>Excess of Revenues Over (Under) Expenditures</i>	(533,294)	(239,607)	293,687
Other Financing Source			
Transfers In	311,085	365,321	54,236
<i>Net Change in Fund Balance</i>	(222,209)	125,714	347,923
Fund Balance at Beginning of Year	161,834	161,834	0
Prior Year Encumbrances Appropriated	232,181	232,181	0
<i>Fund Balance at End of Year</i>	<u><u>\$171,806</u></u>	<u><u>\$519,729</u></u>	<u><u>\$347,923</u></u>

Muskingum County, Ohio
Schedule of Revenues, Expenditures, and Changes
In Fund Balance - Budget (Non-GAAP Basis) and Actual
County Home Levy Fund
For the Year Ended December 31, 2012

	Final Budget	Actual	Variance Positive (Negative)
Revenues			
Property Taxes	\$2,868,236	\$3,422,585	\$554,349
Charges for Services	1,163,700	622,342	(541,358)
Intergovernmental	724,948	399,422	(325,526)
Payments in Lieu of Taxes	19,307	12,061	(7,246)
Contributions and Donations	350	100	(250)
Other	12,207	12,004	(203)
<i>Total Revenues</i>	<u>4,788,748</u>	<u>4,468,514</u>	<u>(320,234)</u>
Expenditures			
Current:			
Human Services			
County Home			
Salaries and Wages	2,613,326	1,868,420	744,906
Fringe Benefits	1,136,700	829,145	307,555
Contractual Services	741,435	460,190	281,245
Materials and Supplies	344,834	179,319	165,515
Capital Outlay	30,000	19,607	10,393
Other	11,000	2,732	8,268
<i>Total Expenditures</i>	<u>4,877,295</u>	<u>3,359,413</u>	<u>1,517,882</u>
<i>Excess of Revenues Over (Under) Expenditures</i>	(88,547)	1,109,101	1,197,648
Other Financing Use			
Transfers Out	(2,000,000)	(2,000,000)	0
<i>Net Change in Fund Balance</i>	(2,088,547)	(890,899)	1,197,648
Fund Balance at Beginning of Year	2,969,869	2,969,869	0
Prior Year Encumbrances Appropriated	70,435	70,435	0
<i>Fund Balance at End of Year</i>	<u>\$951,757</u>	<u>\$2,149,405</u>	<u>\$1,197,648</u>

Muskingum County, Ohio
Schedule of Revenues, Expenditures, and Changes
In Fund Balance - Budget (Non-GAAP Basis) and Actual
Starlight School Levy Fund
For the Year Ended December 31, 2012

	Final Budget	Actual	Variance Positive (Negative)
Revenues			
Property Taxes	\$5,358,179	\$6,296,722	\$938,543
Charges for Services	35,400	40,614	5,214
Intergovernmental	3,405,780	3,938,098	532,318
Interest	0	3,736	3,736
Payments in Lieu of Taxes	36,050	24,122	(11,928)
Contributions and Donations	15,000	12,512	(2,488)
Other	11,500	6,740	(4,760)
<i>Total Revenues</i>	<u>8,861,909</u>	<u>10,322,544</u>	<u>1,460,635</u>
Expenditures			
Current:			
Human Services			
Starlight School			
Salaries and Wages	4,164,479	3,810,940	353,539
Fringe Benefits	1,735,718	1,364,883	370,835
Contractual Services	2,920,224	2,154,335	765,889
Materials and Supplies	82,500	57,233	25,267
Capital Outlay	264,000	218,462	45,538
<i>Total Expenditures</i>	<u>9,166,921</u>	<u>7,605,853</u>	<u>1,561,068</u>
<i>Net Change in Fund Balance</i>	(305,012)	2,716,691	3,021,703
Fund Balance at Beginning of Year	17,811,216	17,811,216	0
Prior Year Encumbrances Appropriated	<u>132,141</u>	<u>132,141</u>	<u>0</u>
<i>Fund Balance at End of Year</i>	<u><u>\$17,638,345</u></u>	<u><u>\$20,660,048</u></u>	<u><u>\$3,021,703</u></u>

Muskingum County, Ohio
Schedule of Revenues, Expenditures, and Changes
In Fund Balance - Budget (Non-GAAP Basis) and Actual
Children Services Levy Fund
For the Year Ended December 31, 2012

	Final Budget	Actual	Variance Positive (Negative)
Revenues			
Property Taxes	\$2,400,000	\$2,738,070	\$338,070
Charges for Services	1,252,846	1,256,860	4,014
Intergovernmental	1,709,252	2,406,521	697,269
Payments in Lieu of Taxes	0	9,649	9,649
Contributions and Donations	500	11,372	10,872
Other	5,000	58,753	53,753
<i>Total Revenues</i>	<u>5,367,598</u>	<u>6,481,225</u>	<u>1,113,627</u>
Expenditures			
Current:			
Human Services			
Children Services			
Salaries and Wages	3,000,000	2,900,624	99,376
Fringe Benefits	1,478,639	1,253,614	225,025
Contractual Services	3,266,959	1,933,804	1,333,155
Materials and Supplies	339,028	200,149	138,879
Capital Outlay	124,113	20,679	103,434
Other	473,317	408,318	64,999
<i>Total Expenditures</i>	<u>8,682,056</u>	<u>6,717,188</u>	<u>1,964,868</u>
<i>Net Change in Fund Balance</i>	(3,314,458)	(235,963)	3,078,495
Fund Balance at Beginning of Year	6,366,935	6,366,935	0
Prior Year Encumbrances Appropriated	<u>371,487</u>	<u>371,487</u>	<u>0</u>
<i>Fund Balance at End of Year</i>	<u><u>\$3,423,964</u></u>	<u><u>\$6,502,459</u></u>	<u><u>\$3,078,495</u></u>

Muskingum County, Ohio
Combining Balance Sheet
Nonmajor Special Revenue Funds
December 31, 2012

	Dog and Kennel	Child Support Enforcement Agency	Childrens' Services Trust	Real Estate Assessment	Redevelopment Tax Equivalent
Assets					
Equity in Pooled Cash and Cash Equivalents	\$203,865	\$494,870	\$48,523	\$1,371,398	\$0
Cash and Cash Equivalents in Segregated Accounts	0	0	0	0	0
Receivables:					
Property Taxes	0	0	0	0	0
Payments in Lieu of Taxes	0	0	0	0	117,286
Permissive Motor Vehicle License Tax	0	0	0	0	0
Accounts	17,240	52	0	0	0
Intergovernmental	4,218	176,413	0	0	0
Interfund	0	0	0	0	0
Materials and Supplies Inventory	1,033	6,813	0	0	0
Prepaid Items	200	6,395	0	96,085	0
<i>Total Assets</i>	<u>\$226,556</u>	<u>\$684,543</u>	<u>\$48,523</u>	<u>\$1,467,483</u>	<u>\$117,286</u>
Liabilities					
Accounts Payable	\$1,258	\$7,777	\$0	\$1,482	\$0
Accrued Interest Payable	0	0	0	0	0
Accrued Wages and Benefits	4,800	65,064	0	14,545	0
Matured Compensated Absences Payable	0	25,222	0	15,976	0
Interfund Payable	2,090	100,214	0	7,683	0
Intergovernmental Payable	1,600	26,696	0	6,330	0
Notes Payable	0	0	0	0	0
<i>Total Liabilities</i>	<u>9,748</u>	<u>224,973</u>	<u>0</u>	<u>46,016</u>	<u>0</u>
Deferred Inflows of Resources					
Property Taxes not Levied to Finance					
Current Year Operations	0	0	0	0	0
Unavailable Revenue	4,218	152,570	0	0	117,286
<i>Total Deferred Inflows of Resources</i>	<u>4,218</u>	<u>152,570</u>	<u>0</u>	<u>0</u>	<u>117,286</u>
Fund Balances					
Nonspendable:					
Inventory	1,033	6,813	0	0	0
Prepays	200	6,395	0	96,085	0
Restricted to:					
Court Corrections	0	0	0	0	0
Roads and Bridges	0	0	0	0	0
Human Services	0	293,792	0	0	0
Community Development	0	0	0	0	0
Public Safety	0	0	0	0	0
Health	0	0	0	0	0
Mental Health	0	0	0	0	0
Children Services	0	0	48,523	0	0
Other Purposes	211,357	0	0	1,325,382	0
Unassigned (Deficit)	0	0	0	0	0
<i>Total Fund Balances (Deficit)</i>	<u>212,590</u>	<u>307,000</u>	<u>48,523</u>	<u>1,421,467</u>	<u>0</u>
<i>Total Liabilities, Deferred Inflows of Resources, and Fund Balances</i>	<u>\$226,556</u>	<u>\$684,543</u>	<u>\$48,523</u>	<u>\$1,467,483</u>	<u>\$117,286</u>

(continued)

Muskingum County, Ohio
Combining Balance Sheet
Nonmajor Special Revenue Funds (Continued)
December 31, 2012

	Miscellaneous Federal Grants	Access Visitation Grant	Delinquent Real Estate Tax and Assessment Collection	Homeland Security
Assets				
Equity in Pooled Cash and Cash Equivalents	\$15,967	\$2,347	\$225,085	\$0
Cash and Cash Equivalents in Segregated Accounts	0	0	0	0
Receivables:				
Property Taxes	0	0	0	0
Payments in Lieu of Taxes	0	0	0	0
Permissive Motor Vehicle License Tax	0	0	0	0
Accounts	0	0	0	0
Intergovernmental	11,798	0	0	8,089
Interfund	0	0	0	0
Materials and Supplies Inventory	604	0	0	0
Prepaid Items	0	0	0	5,592
<i>Total Assets</i>	<u>\$28,369</u>	<u>\$2,347</u>	<u>\$225,085</u>	<u>\$13,681</u>
Liabilities				
Accounts Payable	\$911	\$0	\$10,558	\$11,373
Accrued Interest Payable	0	0	0	0
Accrued Wages and Benefits	2,581	0	9,839	0
Matured Compensated Absences Payable	0	0	0	0
Interfund Payable	5,513	87	4,719	0
Intergovernmental Payable	1,046	66	3,911	0
Notes Payable	0	0	0	0
<i>Total Liabilities</i>	<u>10,051</u>	<u>153</u>	<u>29,027</u>	<u>11,373</u>
Deferred Inflows of Resources				
Property Taxes not Levied to Finance				
Current Year Operations	0	0	0	0
Unavailable Revenue	9,006	0	0	0
<i>Total Deferred Inflows of Resources</i>	<u>9,006</u>	<u>0</u>	<u>0</u>	<u>0</u>
Fund Balances				
Nonspendable:				
Inventory	604	0	0	0
Prepays	0	0	0	5,592
Restricted to:				
Court Corrections	0	0	0	0
Roads and Bridges	0	0	0	0
Human Services	0	0	0	0
Community Development	0	0	0	0
Public Safety	8,744	0	0	0
Health	0	0	0	0
Mental Health	0	0	0	0
Children Services	0	0	0	0
Other Purposes	0	2,194	196,058	0
Unassigned (Deficit)	(36)	0	0	(3,284)
<i>Total Fund Balances (Deficit)</i>	<u>9,312</u>	<u>2,194</u>	<u>196,058</u>	<u>2,308</u>
<i>Total Liabilities, Deferred Inflows of Resources, and Fund Balances</i>	<u>\$28,369</u>	<u>\$2,347</u>	<u>\$225,085</u>	<u>\$13,681</u>

Tuberculosis Clinic	Block Grants	County Courts	Community Correction	Home Detention (Electronic Monitor)	Moving Ohio Forward	Ohio Childrens Trust	Marriage License
\$1,063,492	\$79,658	\$1,605,555	\$11,283	\$192,579	\$0	\$0	\$1,461
1,594	0	0	0	0	0	0	0
647,205	0	0	0	0	0	0	0
1,767	0	0	0	0	0	0	0
0	0	0	0	0	0	0	0
7,106	0	11,388	0	40,765	0	0	0
57,587	900,223	0	126,813	22,033	56,724	13,777	0
0	0	0	0	0	0	0	0
31,793	368	0	0	44	0	0	0
1,235	124	4,587	0	0	0	0	0
<u>\$1,811,779</u>	<u>\$980,373</u>	<u>\$1,621,530</u>	<u>\$138,096</u>	<u>\$255,421</u>	<u>\$56,724</u>	<u>\$13,777</u>	<u>\$1,461</u>
\$17,378	\$3,338	\$2,968	\$806	\$8,385	\$0	\$0	\$1,461
0	0	0	0	0	0	0	0
14,691	861	528	7,343	4,482	0	0	0
8,669	0	0	0	0	0	0	0
8,712	199,322	306	73	2,426	0	0	0
6,047	529	82	3,009	1,795	56,724	0	0
0	0	0	0	0	0	0	0
<u>55,497</u>	<u>204,050</u>	<u>3,884</u>	<u>11,231</u>	<u>17,088</u>	<u>56,724</u>	<u>0</u>	<u>1,461</u>
543,062	0	0	0	0	0	0	0
145,264	730,744	11,388	64,106	51,782	56,724	13,777	0
<u>688,326</u>	<u>730,744</u>	<u>11,388</u>	<u>64,106</u>	<u>51,782</u>	<u>56,724</u>	<u>13,777</u>	<u>0</u>
31,793	368	0	0	44	0	0	0
1,235	124	4,587	0	0	0	0	0
0	0	1,601,671	0	0	0	0	0
0	0	0	0	0	0	0	0
0	0	0	0	0	0	0	0
0	45,087	0	0	0	0	0	0
0	0	0	62,759	186,507	0	0	0
1,034,928	0	0	0	0	0	0	0
0	0	0	0	0	0	0	0
0	0	0	0	0	0	0	0
0	0	0	0	0	0	0	0
0	0	0	0	0	(56,724)	0	0
<u>1,067,956</u>	<u>45,579</u>	<u>1,606,258</u>	<u>62,759</u>	<u>186,551</u>	<u>(56,724)</u>	<u>0</u>	<u>0</u>
<u>\$1,811,779</u>	<u>\$980,373</u>	<u>\$1,621,530</u>	<u>\$138,096</u>	<u>\$255,421</u>	<u>\$56,724</u>	<u>\$13,777</u>	<u>\$1,461</u>

(continued)

Muskingum County, Ohio
Combining Balance Sheet
Nonmajor Special Revenue Funds (Continued)
December 31, 2012

	Political Subdivision Housing	Indigent Drivers Alcohol Treatment	Enforcement and Education	Law Enforcement	Legal Aid Society
Assets					
Equity in Pooled Cash and Cash Equivalents	\$45,995	\$159,265	\$575	\$122,465	\$506
Cash and Cash Equivalents in Segregated Accounts	0	0	0	0	0
Receivables:					
Property Taxes	0	0	0	0	0
Payments in Lieu of Taxes	0	0	0	0	0
Permissive Motor Vehicle License Tax	0	0	0	0	0
Accounts	0	0	0	0	0
Intergovernmental	0	8,137	0	0	0
Interfund	0	0	0	0	0
Materials and Supplies Inventory	0	0	0	0	0
Prepaid Items	0	0	0	1,048	0
<i>Total Assets</i>	<u>\$45,995</u>	<u>\$167,402</u>	<u>\$575</u>	<u>\$123,513</u>	<u>\$506</u>
Liabilities					
Accounts Payable	\$0	\$527	\$0	\$0	\$0
Accrued Interest Payable	0	0	0	0	0
Accrued Wages and Benefits	0	0	0	0	0
Matured Compensated Absences Payable	0	0	0	0	0
Interfund Payable	0	0	0	0	0
Intergovernmental Payable	0	0	0	0	0
Notes Payable	0	0	0	0	0
<i>Total Liabilities</i>	<u>0</u>	<u>527</u>	<u>0</u>	<u>0</u>	<u>0</u>
Deferred Inflows of Resources					
Property Taxes not Levied to Finance					
Current Year Operations	0	0	0	0	0
Unavailable Revenue	0	8,137	0	0	0
<i>Total Deferred Inflows of Resources</i>	<u>0</u>	<u>8,137</u>	<u>0</u>	<u>0</u>	<u>0</u>
Fund Balances					
Nonspendable:					
Inventory	0	0	0	0	0
Prepays	0	0	0	1,048	0
Restricted to:					
Court Corrections	0	0	0	0	0
Roads and Bridges	0	0	0	0	0
Human Services	0	0	0	0	0
Community Development	0	0	0	0	0
Public Safety	0	0	575	122,465	0
Health	0	0	0	0	0
Mental Health	0	0	0	0	0
Children Services	0	0	0	0	0
Other Purposes	45,995	158,738	0	0	506
Unassigned (Deficit)	0	0	0	0	0
<i>Total Fund Balances (Deficit)</i>	<u>45,995</u>	<u>158,738</u>	<u>575</u>	<u>123,513</u>	<u>506</u>
<i>Total Liabilities, Deferred Inflows of Resources, and Fund Balances</i>	<u>\$45,995</u>	<u>\$167,402</u>	<u>\$575</u>	<u>\$123,513</u>	<u>\$506</u>

Senior Citizens Levy	Felony Delinquent Care and Custody	Drug Law Enforcement	Indigent Guardianship	Victim of Criminals	Sheriff Commissary	Children Services Christmas	Mental Health Levy
\$525,475	\$158,867	\$28,481	\$2,014	\$0	\$82,053	\$108,251	\$65,207
0	0	0	0	0	0	0	0
772,904	0	0	0	0	0	0	1,290,733
2,208	0	0	0	0	0	0	4,416
0	0	0	0	0	0	0	0
0	0	439	0	0	9,594	0	0
42,030	23,218	0	0	30,298	0	0	67,728
0	0	0	0	0	0	0	0
0	0	0	0	0	0	0	0
0	0	0	0	0	128	0	0
<u>\$1,342,617</u>	<u>\$182,085</u>	<u>\$28,920</u>	<u>\$2,014</u>	<u>\$30,298</u>	<u>\$91,775</u>	<u>\$108,251</u>	<u>\$1,428,084</u>
\$0	\$4,655	\$0	\$0	\$0	\$14,429	\$750	\$0
0	0	0	0	0	0	0	0
20,958	4,638	0	0	2,037	926	0	0
0	0	0	0	0	0	0	0
11,053	4,450	0	0	558	534	0	0
8,675	1,883	0	0	59	399	0	0
0	0	0	0	0	0	0	0
<u>40,686</u>	<u>15,626</u>	<u>0</u>	<u>0</u>	<u>2,654</u>	<u>16,288</u>	<u>750</u>	<u>0</u>
648,323	0	0	0	0	0	0	1,080,568
168,819	11,609	439	0	20,199	4,225	0	282,309
<u>817,142</u>	<u>11,609</u>	<u>439</u>	<u>0</u>	<u>20,199</u>	<u>4,225</u>	<u>0</u>	<u>1,362,877</u>
0	0	0	0	0	0	0	0
0	0	0	0	0	128	0	0
0	0	0	0	0	0	0	0
0	0	0	0	0	0	0	0
484,789	0	0	2,014	0	0	0	0
0	0	0	0	0	0	0	0
0	154,850	28,481	0	7,445	71,134	0	0
0	0	0	0	0	0	0	0
0	0	0	0	0	0	0	65,207
0	0	0	0	0	0	107,501	0
0	0	0	0	0	0	0	0
0	0	0	0	0	0	0	0
<u>484,789</u>	<u>154,850</u>	<u>28,481</u>	<u>2,014</u>	<u>7,445</u>	<u>71,262</u>	<u>107,501</u>	<u>65,207</u>
<u>\$1,342,617</u>	<u>\$182,085</u>	<u>\$28,920</u>	<u>\$2,014</u>	<u>\$30,298</u>	<u>\$91,775</u>	<u>\$108,251</u>	<u>\$1,428,084</u>

(continued)

Muskingum County, Ohio
Combining Balance Sheet
Nonmajor Special Revenue Funds (Continued)
December 31, 2012

	Sheriff Levy	Motor Vehicle and Gasoline Tax	Northpointe Drive	Law Library Resources	Juvenile Detention
Assets					
Equity in Pooled Cash and Cash Equivalents	\$335,360	\$877,090	\$52,174	\$219,546	\$37,722
Cash and Cash Equivalents in Segregated Accounts	0	0	0	0	0
Receivables:					
Property Taxes	526,286	0	0	0	0
Payments in Lieu of Taxes	2,208	0	0	0	0
Permissive Motor Vehicle License Tax	0	33,098	0	0	0
Accounts	0	0	0	0	0
Intergovernmental	21,568	2,442,320	0	0	0
Interfund	130	0	0	0	0
Materials and Supplies Inventory	0	476,203	0	0	0
Prepaid Items	0	1,591	0	46,501	0
<i>Total Assets</i>	<u>\$885,552</u>	<u>\$3,830,302</u>	<u>\$52,174</u>	<u>\$266,047</u>	<u>\$37,722</u>
Liabilities					
Accounts Payable	\$0	\$97,481	\$0	\$10,096	\$587
Accrued Interest Payable	0	1,830	0	0	0
Accrued Wages and Benefits	15,100	87,014	0	0	0
Matured Compensated Absences Payable	0	0	0	0	0
Interfund Payable	9,385	43,181	0	0	0
Intergovernmental Payable	7,981	37,568	0	0	0
Notes Payable	0	140,000	0	0	0
<i>Total Liabilities</i>	<u>32,466</u>	<u>407,074</u>	<u>0</u>	<u>10,096</u>	<u>587</u>
Deferred Inflows of Resources					
Property Taxes not Levied to Finance					
Current Year Operations	439,178	0	0	0	0
Unavailable Revenue	110,884	2,068,801	0	0	0
<i>Total Deferred Inflows of Resources</i>	<u>550,062</u>	<u>2,068,801</u>	<u>0</u>	<u>0</u>	<u>0</u>
Fund Balances					
Nonspendable:					
Inventory	0	476,203	0	0	0
Prepays	0	1,591	0	46,501	0
Restricted to:					
Court Corrections	0	0	0	0	37,135
Roads and Bridges	0	876,633	0	0	0
Human Services	0	0	0	0	0
Community Development	0	0	0	0	0
Public Safety	303,024	0	0	0	0
Health	0	0	0	0	0
Mental Health	0	0	0	0	0
Children Services	0	0	0	0	0
Other Purposes	0	0	52,174	209,450	0
Unassigned (Deficit)	0	0	0	0	0
<i>Total Fund Balances (Deficit)</i>	<u>303,024</u>	<u>1,354,427</u>	<u>52,174</u>	<u>255,951</u>	<u>37,135</u>
<i>Total Liabilities, Deferred Inflows of Resources, and Fund Balances</i>	<u>\$885,552</u>	<u>\$3,830,302</u>	<u>\$52,174</u>	<u>\$266,047</u>	<u>\$37,722</u>

Concealed Weapon	Wireless 911	OPOTA- CPT	Brandywine Loop Extension	Total Nonmajor Special Revenue Funds
\$27,790	\$370,340	\$6,643	\$137,710	\$8,679,612
0	0	0	0	1,594
0	0	0	0	3,237,128
0	0	0	68,098	195,983
0	0	0	0	33,098
385	0	0	0	86,969
0	18,249	0	0	4,031,223
0	0	0	0	130
0	0	0	0	516,858
508	0	0	0	163,994
<u>\$28,683</u>	<u>\$388,589</u>	<u>\$6,643</u>	<u>\$205,808</u>	<u>\$16,946,589</u>
\$0	\$0	\$0	\$0	\$196,220
0	0	0	0	1,830
653	3,337	0	0	259,397
0	0	0	0	49,867
358	1,567	0	0	402,231
2,121	1,280	0	0	167,801
0	0	0	0	140,000
<u>3,132</u>	<u>6,184</u>	<u>0</u>	<u>0</u>	<u>1,217,346</u>
0	0	0	0	2,711,131
0	0	0	68,098	4,100,385
0	0	0	68,098	6,811,516
0	0	0	0	516,858
508	0	0	0	163,994
0	0	0	0	1,638,806
0	0	0	0	876,633
0	0	0	0	780,595
0	0	0	0	45,087
25,043	382,405	6,643	0	1,360,075
0	0	0	0	1,034,928
0	0	0	0	65,207
0	0	0	0	156,024
0	0	0	137,710	2,339,564
0	0	0	0	(60,044)
<u>25,551</u>	<u>382,405</u>	<u>6,643</u>	<u>137,710</u>	<u>8,917,727</u>
<u>\$28,683</u>	<u>\$388,589</u>	<u>\$6,643</u>	<u>\$205,808</u>	<u>\$16,946,589</u>

Muskingum County, Ohio
Combining Statement of Revenues, Expenditures, and Changes in Fund Balances
Nonmajor Special Revenue Funds
For the Year Ended December 31, 2012

	Dog and Kennel	Child Support Enforcement Agency	Childrens' Services Trust	Real Estate Assessment
Revenues				
Property Taxes	\$0	\$0	\$0	\$0
Permissive Motor Vehicle License Tax	0	0	0	0
Charges for Services	22,073	341,795	0	1,041,289
Licenses and Permits	166,136	0	0	0
Fines and Forfeitures	2,498	0	0	1,195
Intergovernmental	0	2,244,048	0	0
Interest	0	0	291	0
Payments in Lieu of Taxes	0	0	0	0
Contributions and Donations	0	0	33	0
Other	0	691	0	0
<i>Total Revenues</i>	<u>190,707</u>	<u>2,586,534</u>	<u>324</u>	<u>1,042,484</u>
Expenditures				
Current:				
General Government:				
Legislative and Executive	0	0	0	955,493
Judicial	0	0	0	0
Public Safety	0	0	0	0
Public Works	0	0	0	0
Health	157,579	0	0	0
Human Services	0	2,918,913	0	0
Capital Outlay	0	11,697	0	0
Intergovernmental	0	0	0	0
Debt Service:				
Principal Retirement	0	4,027	0	0
Interest and Fiscal Charges	0	2,198	0	0
<i>Total Expenditures</i>	<u>157,579</u>	<u>2,936,835</u>	<u>0</u>	<u>955,493</u>
<i>Excess of Revenues Over (Under) Expenditures</i>	<u>33,128</u>	<u>(350,301)</u>	<u>324</u>	<u>86,991</u>
Other Financing Sources (Use)				
OWDA Loans Issued	0	0	0	0
Inception of a Capital Lease	0	11,697	0	0
Transfers In	0	600,000	0	0
Transfers Out	0	0	0	0
<i>Total Other Financing Sources (Use)</i>	<u>0</u>	<u>611,697</u>	<u>0</u>	<u>0</u>
<i>Net Change in Fund Balances</i>	33,128	261,396	324	86,991
Fund Balances (Deficit) at				
Beginning of Year	<u>179,462</u>	<u>45,604</u>	<u>48,199</u>	<u>1,334,476</u>
<i>Fund Balances (Deficit) at End of Year</i>	<u>\$212,590</u>	<u>\$307,000</u>	<u>\$48,523</u>	<u>\$1,421,467</u>

Redevelopment Tax Equivalent	Miscellaneous Federal Grants	Access Visitation Grant	Delinquent Real Estate Tax and Assessment Collection	Homeland Security	Tuberculosis Clinic
\$0	\$0	\$0	\$0	\$0	\$555,304
0	0	0	0	0	0
0	0	5,356	347,930	0	112,641
0	0	0	0	0	0
0	0	0	0	0	0
0	234,025	0	0	223,100	165,715
0	0	0	0	0	0
104,352	0	0	0	0	1,930
0	0	0	0	0	0
0	140	0	25,248	0	8,950
<u>104,352</u>	<u>234,165</u>	<u>5,356</u>	<u>373,178</u>	<u>223,100</u>	<u>844,540</u>
0	0	0	319,500	0	0
0	0	4,461	0	0	0
0	323,734	0	0	243,520	0
0	0	0	0	0	0
0	0	0	0	0	749,520
0	0	0	0	0	0
0	0	0	0	0	0
0	0	0	0	0	0
<u>0</u>	<u>0</u>	<u>0</u>	<u>0</u>	<u>0</u>	<u>0</u>
<u>0</u>	<u>323,734</u>	<u>4,461</u>	<u>319,500</u>	<u>243,520</u>	<u>749,520</u>
<u>104,352</u>	<u>(89,569)</u>	<u>895</u>	<u>53,678</u>	<u>(20,420)</u>	<u>95,020</u>
0	0	0	0	0	0
0	0	0	0	0	0
0	35,033	0	0	0	0
<u>(104,352)</u>	<u>0</u>	<u>0</u>	<u>0</u>	<u>0</u>	<u>0</u>
<u>(104,352)</u>	<u>35,033</u>	<u>0</u>	<u>0</u>	<u>0</u>	<u>0</u>
0	(54,536)	895	53,678	(20,420)	95,020
<u>0</u>	<u>63,848</u>	<u>1,299</u>	<u>142,380</u>	<u>22,728</u>	<u>972,936</u>
<u>\$0</u>	<u>\$9,312</u>	<u>\$2,194</u>	<u>\$196,058</u>	<u>\$2,308</u>	<u>\$1,067,956</u>

(continued)

Muskingum County, Ohio
Combining Statement of Revenues, Expenditures, and Changes in Fund Balances
Nonmajor Special Revenue Funds (Continued)
For the Year Ended December 31, 2012

	Block Grants	County Courts	Community Correction	Home Detention (Electronic Monitor)
Revenues				
Property Taxes	\$0	\$0	\$0	\$0
Permissive Motor Vehicle License Tax	0	0	0	0
Charges for Services	31,828	245,718	0	169,160
Licenses and Permits	0	0	0	0
Fines and Forfeitures	0	102,171	0	0
Intergovernmental	494,173	0	250,828	57,066
Interest	0	0	0	0
Payments in Lieu of Taxes	0	0	0	0
Contributions and Donations	0	0	0	0
Other	0	200	0	9,543
<i>Total Revenues</i>	<u>526,001</u>	<u>348,089</u>	<u>250,828</u>	<u>235,769</u>
Expenditures				
Current:				
General Government:				
Legislative and Executive	0	0	0	0
Judicial	0	164,951	0	0
Public Safety	0	0	246,992	283,008
Public Works	474,565	0	0	0
Health	0	0	0	0
Human Services	0	0	0	0
Capital Outlay	0	0	0	0
Intergovernmental	0	0	0	0
Debt Service:				
Principal Retirement	60,000	0	0	0
Interest and Fiscal Charges	0	0	0	0
<i>Total Expenditures</i>	<u>534,565</u>	<u>164,951</u>	<u>246,992</u>	<u>283,008</u>
<i>Excess of Revenues Over (Under) Expenditures</i>	<u>(8,564)</u>	<u>183,138</u>	<u>3,836</u>	<u>(47,239)</u>
Other Financing Sources (Use)				
OWDA Loans Issued	60,000	0	0	0
Inception of a Capital Lease	0	0	0	0
Transfers In	234	0	0	0
Transfers Out	0	0	0	0
<i>Total Other Financing Sources (Use)</i>	<u>60,234</u>	<u>0</u>	<u>0</u>	<u>0</u>
<i>Net Change in Fund Balances</i>	51,670	183,138	3,836	(47,239)
Fund Balances (Deficit) at Beginning of Year	<u>(6,091)</u>	<u>1,423,120</u>	<u>58,923</u>	<u>233,790</u>
<i>Fund Balances (Deficit) at End of Year</i>	<u>\$45,579</u>	<u>\$1,606,258</u>	<u>\$62,759</u>	<u>\$186,551</u>

Moving Ohio Forward	Litter Prevention	Ohio Childrens Trust	Marriage License	Political Subdivision Housing	Indigent Drivers Alcohol Treatment	Enforcement and Education	Law Enforcement
\$0	\$0	\$0	\$0	\$0	\$0	\$0	\$0
0	0	0	0	0	0	0	0
0	0	0	0	0	0	0	0
0	0	0	23,751	0	0	0	0
0	0	0	0	17,714	13,663	2,062	37,789
0	0	28,610	0	0	619	0	0
0	0	0	0	0	0	0	0
0	0	0	0	0	0	0	0
0	0	0	0	0	0	0	550
0	0	0	0	0	0	0	0
<u>0</u>	<u>0</u>	<u>28,610</u>	<u>23,751</u>	<u>17,714</u>	<u>14,282</u>	<u>2,062</u>	<u>38,339</u>
0	0	0	0	0	0	0	0
0	0	0	0	0	0	0	0
0	0	0	0	15,000	0	4,180	51,373
56,724	185	0	0	0	0	0	0
0	0	0	23,751	0	0	0	0
0	0	28,610	0	0	6,095	0	0
0	0	0	0	0	0	0	0
0	0	0	0	0	0	0	0
<u>0</u>	<u>0</u>	<u>0</u>	<u>0</u>	<u>0</u>	<u>0</u>	<u>0</u>	<u>0</u>
<u>56,724</u>	<u>185</u>	<u>28,610</u>	<u>23,751</u>	<u>15,000</u>	<u>6,095</u>	<u>4,180</u>	<u>51,373</u>
<u>(56,724)</u>	<u>(185)</u>	<u>0</u>	<u>0</u>	<u>2,714</u>	<u>8,187</u>	<u>(2,118)</u>	<u>(13,034)</u>
0	0	0	0	0	0	0	0
0	0	0	0	0	0	0	0
0	0	0	0	0	0	0	0
<u>0</u>	<u>0</u>	<u>0</u>	<u>0</u>	<u>0</u>	<u>0</u>	<u>0</u>	<u>0</u>
<u>0</u>	<u>0</u>	<u>0</u>	<u>0</u>	<u>0</u>	<u>0</u>	<u>0</u>	<u>0</u>
<u>(56,724)</u>	<u>(185)</u>	<u>0</u>	<u>0</u>	<u>2,714</u>	<u>8,187</u>	<u>(2,118)</u>	<u>(13,034)</u>
<u>0</u>	<u>185</u>	<u>0</u>	<u>0</u>	<u>43,281</u>	<u>150,551</u>	<u>2,693</u>	<u>136,547</u>
<u>(\$56,724)</u>	<u>\$0</u>	<u>\$0</u>	<u>\$0</u>	<u>\$45,995</u>	<u>\$158,738</u>	<u>\$575</u>	<u>\$123,513</u>

(continued)

Muskingum County, Ohio
Combining Statement of Revenues, Expenditures, and Changes in Fund Balances
Nonmajor Special Revenue Funds (Continued)
For the Year Ended December 31, 2012

	Legal Aid Society	Senior Citizens Levy	Felony Delinquent Care and Custody	Drug Law Enforcement
Revenues				
Property Taxes	\$0	\$663,652	\$0	\$0
Permissive Motor Vehicle License Tax	0	0	0	0
Charges for Services	99	0	0	0
Licenses and Permits	0	0	0	0
Fines and Forfeitures	0	0	0	2,525
Intergovernmental	0	114,848	227,629	0
Interest	0	0	0	0
Payments in Lieu of Taxes	0	2,412	0	0
Contributions and Donations	0	0	0	0
Other	0	0	0	0
<i>Total Revenues</i>	<u>99</u>	<u>780,912</u>	<u>227,629</u>	<u>2,525</u>
Expenditures				
Current:				
General Government:				
Legislative and Executive	0	0	0	0
Judicial	0	0	0	0
Public Safety	0	0	229,783	6,937
Public Works	0	0	0	0
Health	0	0	0	0
Human Services	0	689,915	0	0
Capital Outlay	0	0	0	0
Intergovernmental	0	0	0	0
Debt Service:				
Principal Retirement	0	0	0	0
Interest and Fiscal Charges	0	0	0	0
<i>Total Expenditures</i>	<u>0</u>	<u>689,915</u>	<u>229,783</u>	<u>6,937</u>
<i>Excess of Revenues Over (Under) Expenditures</i>	<u>99</u>	<u>90,997</u>	<u>(2,154)</u>	<u>(4,412)</u>
Other Financing Sources (Use)				
OWDA Loans Issued	0	0	0	0
Inception of a Capital Lease	0	0	0	0
Transfers In	0	0	0	0
Transfers Out	0	0	0	0
<i>Total Other Financing Sources (Use)</i>	<u>0</u>	<u>0</u>	<u>0</u>	<u>0</u>
<i>Net Change in Fund Balances</i>	99	90,997	(2,154)	(4,412)
Fund Balances (Deficit) at Beginning of Year	<u>407</u>	<u>393,792</u>	<u>157,004</u>	<u>32,893</u>
<i>Fund Balances (Deficit) at End of Year</i>	<u>\$506</u>	<u>\$484,789</u>	<u>\$154,850</u>	<u>\$28,481</u>

<u>Indigent Guardianship</u>	<u>Victim of Criminals</u>	<u>Sheriff Commissary</u>	<u>Children Services Christmas</u>	<u>Mental Health Levy</u>	<u>Sheriff Levy</u>
\$0	\$0	\$0	\$0	\$1,111,573	\$454,965
0	0	0	0	0	0
12,150	0	333,465	0	0	0
0	0	0	0	0	0
0	0	0	0	0	0
0	40,396	0	0	250,121	42,384
0	0	0	0	0	0
0	0	0	0	4,824	2,412
0	0	0	15,203	0	0
1,100	0	0	0	0	1,324
<u>13,250</u>	<u>40,396</u>	<u>333,465</u>	<u>15,203</u>	<u>1,366,518</u>	<u>501,085</u>
0	0	0	0	0	0
0	0	0	0	0	0
0	48,827	326,620	0	0	550,080
0	0	0	0	0	0
0	0	0	0	0	0
13,453	0	0	4,298	0	0
0	0	0	0	0	0
0	0	0	0	1,347,275	0
0	0	0	0	0	0
0	0	0	0	0	0
<u>13,453</u>	<u>48,827</u>	<u>326,620</u>	<u>4,298</u>	<u>1,347,275</u>	<u>550,080</u>
<u>(203)</u>	<u>(8,431)</u>	<u>6,845</u>	<u>10,905</u>	<u>19,243</u>	<u>(48,995)</u>
0	0	0	0	0	0
0	0	0	0	0	0
0	7,277	0	0	0	0
0	0	0	0	0	0
<u>0</u>	<u>7,277</u>	<u>0</u>	<u>0</u>	<u>0</u>	<u>0</u>
(203)	(1,154)	6,845	10,905	19,243	(48,995)
<u>2,217</u>	<u>8,599</u>	<u>64,417</u>	<u>96,596</u>	<u>45,964</u>	<u>352,019</u>
<u>\$2,014</u>	<u>\$7,445</u>	<u>\$71,262</u>	<u>\$107,501</u>	<u>\$65,207</u>	<u>\$303,024</u>

(continued)

Muskingum County, Ohio
Combining Statement of Revenues, Expenditures, and Changes in Fund Balances
Nonmajor Special Revenue Funds (Continued)
For the Year Ended December 31, 2012

	Motor Vehicle and Gasoline Tax	Northpointe Drive	Law Library Resources	Juvenile Detention
Revenues				
Property Taxes	\$0	\$0	\$0	\$0
Permissive Motor Vehicle License Tax	470,935	0	0	0
Charges for Services	0	0	0	0
Licenses and Permits	20,484	0	0	0
Fines and Forfeitures	70,580	0	146,986	0
Intergovernmental	4,907,205	0	0	5,472
Interest	1,118	0	0	0
Payments in Lieu of Taxes	0	0	0	0
Contributions and Donations	674	0	0	0
Other	55,362	0	35	0
<i>Total Revenues</i>	<u>5,526,358</u>	<u>0</u>	<u>147,021</u>	<u>5,472</u>
Expenditures				
Current:				
General Government:				
Legislative and Executive	0	0	0	0
Judicial	0	0	142,014	4,025
Public Safety	0	0	0	0
Public Works	4,766,629	845,540	0	0
Health	0	0	0	0
Human Services	0	0	0	0
Capital Outlay	0	0	0	0
Intergovernmental	0	0	0	0
Debt Service:				
Principal Retirement	146,087	0	0	0
Interest and Fiscal Charges	24,246	0	0	0
<i>Total Expenditures</i>	<u>4,936,962</u>	<u>845,540</u>	<u>142,014</u>	<u>4,025</u>
<i>Excess of Revenues Over (Under) Expenditures</i>	<u>589,396</u>	<u>(845,540)</u>	<u>5,007</u>	<u>1,447</u>
Other Financing Sources (Use)				
OWDA Loans Issued	0	0	0	0
Inception of a Capital Lease	0	0	0	0
Transfers In	0	845,973	0	0
Transfers Out	(467,252)	0	0	0
<i>Total Other Financing Sources (Use)</i>	<u>(467,252)</u>	<u>845,973</u>	<u>0</u>	<u>0</u>
<i>Net Change in Fund Balances</i>	122,144	433	5,007	1,447
Fund Balances (Deficit) at Beginning of Year	<u>1,232,283</u>	<u>51,741</u>	<u>250,944</u>	<u>35,688</u>
<i>Fund Balances (Deficit) at End of Year</i>	<u>\$1,354,427</u>	<u>\$52,174</u>	<u>\$255,951</u>	<u>\$37,135</u>

Concealed Weapon	Wireless 911	OPOTA- CPT	Brandywine Loop Extension	Total Nonmajor Special Revenue Funds
\$0	\$0	\$0	\$0	\$2,785,494
0	0	0	0	470,935
0	0	0	0	2,663,504
35,111	0	0	0	245,482
0	0	0	0	397,183
0	206,900	0	0	9,493,139
0	0	0	0	1,409
0	0	0	106,885	222,815
0	0	0	0	16,460
0	0	0	0	102,593
<u>35,111</u>	<u>206,900</u>	<u>0</u>	<u>106,885</u>	<u>16,399,014</u>
0	0	0	0	1,274,993
0	0	0	0	315,451
35,881	132,138	6,055	0	2,504,128
0	0	0	0	6,143,643
0	0	0	0	930,850
0	0	0	0	3,661,284
0	0	0	0	11,697
0	0	0	0	1,347,275
0	0	0	35,000	245,114
0	0	0	28,763	55,207
<u>35,881</u>	<u>132,138</u>	<u>6,055</u>	<u>63,763</u>	<u>16,489,642</u>
<u>(770)</u>	<u>74,762</u>	<u>(6,055)</u>	<u>43,122</u>	<u>(90,628)</u>
0	0	0	0	60,000
0	0	0	0	11,697
0	0	0	0	1,488,517
0	0	0	0	(571,604)
<u>0</u>	<u>0</u>	<u>0</u>	<u>0</u>	<u>988,610</u>
(770)	74,762	(6,055)	43,122	897,982
<u>26,321</u>	<u>307,643</u>	<u>12,698</u>	<u>94,588</u>	<u>8,019,745</u>
<u>\$25,551</u>	<u>\$382,405</u>	<u>\$6,643</u>	<u>\$137,710</u>	<u>\$8,917,727</u>

Muskingum County, Ohio
Schedule of Revenues, Expenditures, and Changes
In Fund Balance - Budget (Non-GAAP Basis) and Actual
Dog and Kennel Fund
For the Year Ended December 31, 2012

	Final Budget	Actual	Variance Positive (Negative)
Revenues			
Charges for Services	\$28,870	\$22,183	(\$6,687)
Licenses and Permits	115,000	149,336	34,336
Fines and Forfeitures	2,498	2,498	0
<i>Total Revenues</i>	<u>146,368</u>	<u>174,017</u>	<u>27,649</u>
Expenditures			
Current:			
Health			
Animal Control			
Salaries and Wages	90,500	89,689	811
Fringe Benefits	36,297	35,589	708
Contractual Services	8,619	5,275	3,344
Materials and Supplies	20,000	17,703	2,297
Capital Outlay	5,000	4,240	760
Other	8,314	3,484	4,830
<i>Total Expenditures</i>	<u>168,730</u>	<u>155,980</u>	<u>12,750</u>
<i>Net Change in Fund Balance</i>	(22,362)	18,037	40,399
Fund Balance at Beginning of Year	184,731	184,731	0
Prior Year Encumbrances Appropriated	<u>633</u>	<u>633</u>	<u>0</u>
<i>Fund Balance at End of Year</i>	<u><u>\$163,002</u></u>	<u><u>\$203,401</u></u>	<u><u>\$40,399</u></u>

Muskingum County, Ohio
Schedule of Revenues, Expenditures, and Changes
In Fund Balance - Budget (Non-GAAP Basis) and Actual
Child Support Enforcement Agency Fund
For the Year Ended December 31, 2012

	Final Budget	Actual	Variance Positive (Negative)
Revenues			
Charges for Services	\$355,000	\$345,704	(\$9,296)
Intergovernmental	2,512,401	2,244,048	(268,353)
Rent	21,071	21,071	0
Other	58,528	639	(57,889)
<i>Total Revenues</i>	<u>2,947,000</u>	<u>2,611,462</u>	<u>(335,538)</u>
Expenditures			
Current:			
Human Services			
Child Support Enforcement			
Salaries and Wages	1,726,878	1,564,211	162,667
Fringe Benefits	674,624	616,958	57,666
Contractual Services	801,210	722,243	78,967
Materials and Supplies	64,850	50,719	14,131
Capital Outlay	23,275	20,345	2,930
Other	75,285	65,150	10,135
<i>Total Human Services</i>	<u>3,366,122</u>	<u>3,039,626</u>	<u>326,496</u>
Debt Service:			
Principal Retirement	4,027	4,027	0
Interest and Fiscal Charges	2,198	2,198	0
<i>Total Debt Service</i>	<u>6,225</u>	<u>6,225</u>	<u>0</u>
<i>Total Expenditures</i>	<u>3,372,347</u>	<u>3,045,851</u>	<u>326,496</u>
<i>Excess of Revenues Under Expenditures</i>	(425,347)	(434,389)	(9,042)
Other Financing Source			
Transfers In	600,000	600,000	0
<i>Net Change in Fund Balance</i>	174,653	165,611	(9,042)
Fund Balance at Beginning of Year	171,656	171,656	0
Prior Year Encumbrances Appropriated	107,347	107,347	0
<i>Fund Balance at End of Year</i>	<u>\$453,656</u>	<u>\$444,614</u>	<u>(\$9,042)</u>

Muskingum County, Ohio
Schedule of Revenues, Expenditures, and Changes
In Fund Balance - Budget (Non-GAAP Basis) and Actual
Childrens' Services Trust Fund
For the Year Ended December 31, 2012

	Final Budget	Actual	Variance Positive (Negative)
Revenues			
Interest	\$1,000	\$305	(\$695)
Contributions and Donations	100	33	(67)
<i>Total Revenues</i>	1,100	338	(762)
Expenditures			
Current:			
Human Services			
Childrens' Services Trust Fund			
Materials and Supplies	49,000	0	49,000
<i>Net Change in Fund Balance</i>	(47,900)	338	48,238
Fund Balance at Beginning of Year	48,166	48,166	0
<i>Fund Balance at End of Year</i>	\$266	\$48,504	\$48,238

Muskingum County, Ohio
Schedule of Revenues, Expenditures, and Changes
In Fund Balance - Budget (Non-GAAP Basis) and Actual
Real Estate Assessment Fund
For the Year Ended December 31, 2012

	Final Budget	Actual	Variance Positive (Negative)
Revenues			
Charges for Services	\$876,000	\$1,041,289	\$165,289
Fines and Forfeitures	2,400	1,195	(1,205)
Other	10	0	(10)
<i>Total Revenues</i>	<u>878,410</u>	<u>1,042,484</u>	<u>164,074</u>
Expenditures			
Current:			
General Government - Legislative and Executive			
County Auditor			
Salaries and Wages	330,310	329,806	504
Fringe Benefits	130,750	125,918	4,832
Contractual Services	856,068	677,227	178,841
Materials and Supplies	17,173	6,772	10,401
Capital Outlay	10,400	555	9,845
Other	3,335	1,510	1,825
<i>Total Expenditures</i>	<u>1,348,036</u>	<u>1,141,788</u>	<u>206,248</u>
<i>Net Change in Fund Balance</i>	(469,626)	(99,304)	370,322
Fund Balance at Beginning of Year	1,026,958	1,026,958	0
Prior Year Encumbrances Appropriated	<u>404,686</u>	<u>404,686</u>	<u>0</u>
<i>Fund Balance at End of Year</i>	<u><u>\$962,018</u></u>	<u><u>\$1,332,340</u></u>	<u><u>\$370,322</u></u>

Muskingum County, Ohio
 Schedule of Revenues, Expenditures, and Changes
 In Fund Balance - Budget (Non-GAAP Basis) and Actual
 Redevelopment Tax Equivalent Fund
 For the Year Ended December 31, 2012

	Final Budget	Actual	Variance Positive (Negative)
Revenues			
Payments in Lieu of Taxes	\$104,352	\$104,352	\$0
Other Financing Use			
Transfers Out	(104,352)	(104,352)	0
<i>Net Change in Fund Balance</i>	0	0	0
Fund Balance at Beginning of Year	0	0	0
<i>Fund Balance at End of Year</i>	<u>\$0</u>	<u>\$0</u>	<u>\$0</u>

Muskingum County, Ohio
Schedule of Revenues, Expenditures, and Changes
In Fund Balance - Budget (Non-GAAP Basis) and Actual
Miscellaneous Federal Grants Fund
For the Year Ended December 31, 2012

	Final Budget	Actual	Variance Positive (Negative)
Revenues			
Intergovernmental	\$290,171	\$246,703	(\$43,468)
Other	140	140	0
<i>Total Revenues</i>	<u>290,311</u>	<u>246,843</u>	<u>(43,468)</u>
Expenditures			
Current:			
Public Safety			
Miscellaneous Federal Grants			
Salaries and Wages	77,578	74,950	2,628
Fringe Benefits	28,727	26,608	2,119
Contractual Services	156,349	155,602	747
Materials and Supplies	4,562	4,248	314
Capital Outlay	75,788	70,928	4,860
Other	33,281	27,492	5,789
<i>Total Expenditures</i>	<u>376,285</u>	<u>359,828</u>	<u>16,457</u>
<i>Excess of Revenues Under Expenditures</i>	<u>(85,974)</u>	<u>(112,985)</u>	<u>(27,011)</u>
Other Financing Source (Use)			
Advances Out	0	(14,269)	(14,269)
Transfers In	35,033	35,033	0
<i>Total Other Financing Source (Use)</i>	<u>35,033</u>	<u>20,764</u>	<u>(14,269)</u>
<i>Net Change in Fund Balance</i>	(50,941)	(92,221)	(41,280)
Fund Balance at Beginning of Year	71,004	71,004	0
Prior Year Encumbrances Appropriated	35,035	35,035	0
<i>Fund Balance at End of Year</i>	<u>\$55,098</u>	<u>\$13,818</u>	<u>(\$41,280)</u>

Muskingum County, Ohio
Schedule of Revenues, Expenditures, and Changes
In Fund Balance - Budget (Non-GAAP Basis) and Actual
Access Visitation Grant Fund
For the Year Ended December 31, 2012

	Final Budget	Actual	Variance Positive (Negative)
Revenues			
Charges for Services	\$4,900	\$5,214	\$314
Expenditures			
Current:			
General Government - Judicial			
Domestic Relations Court			
Salaries and Wages	3,860	3,790	70
Fringe Benefits	838	833	5
<i>Total Expenditures</i>	4,698	4,623	75
<i>Net Change in Fund Balance</i>	202	591	239
Fund Balance at Beginning of Year	1,256	1,256	0
<i>Fund Balance at End of Year</i>	\$1,458	\$1,847	\$389

Muskingum County, Ohio
Schedule of Revenues, Expenditures, and Changes
In Fund Balance - Budget (Non-GAAP Basis) and Actual
Delinquent Real Estate Tax and Assessment Collection Fund
For the Year Ended December 31, 2012

	Final Budget	Actual	Variance Positive (Negative)
Revenues			
Charges for Services	\$321,002	\$347,930	\$26,928
Other	0	25,248	25,248
<i>Total Revenues</i>	<u>321,002</u>	<u>373,178</u>	<u>52,176</u>
Expenditures			
Current:			
General Government - Legislative and Executive			
DRETAC			
Salaries and Wages	226,556	225,849	707
Fringe Benefits	40,584	38,866	1,718
Materials and Supplies	122	0	122
Capital Outlay	1,122	0	1,122
Other	58,672	55,453	3,219
<i>Total Expenditures</i>	<u>327,056</u>	<u>320,168</u>	<u>6,888</u>
<i>Net Change in Fund Balance</i>	(6,054)	53,010	59,064
Fund Balance at Beginning of Year	157,784	157,784	0
Prior Year Encumbrances Appropriated	<u>6,863</u>	<u>6,863</u>	<u>0</u>
<i>Fund Balance at End of Year</i>	<u><u>\$158,593</u></u>	<u><u>\$217,657</u></u>	<u><u>\$59,064</u></u>

Muskingum County, Ohio
Schedule of Revenues, Expenditures, and Changes
In Fund Balance - Budget (Non-GAAP Basis) and Actual
Homeland Security Fund
For the Year Ended December 31, 2012

	Final Budget	Actual	Variance Positive (Negative)
Revenues			
Intergovernmental	\$249,777	\$216,534	(\$33,243)
Expenditures			
Current:			
Public Safety			
Homeland Security			
Contractual Services	148,863	115,620	33,243
Materials and Supplies	16,073	16,073	0
Capital Outlay	87,152	87,152	0
Other	8	8	0
<i>Total Expenditures</i>	<u>252,096</u>	<u>218,853</u>	<u>33,243</u>
<i>Excess of Revenues Over (Under) Expenditures</i>	(2,319)	(2,319)	0
Other Financing Source (Use)			
Advances In	0	50,000	50,000
Advances Out	0	(255,000)	(255,000)
<i>Total Other Financing Source (Use)</i>	<u>0</u>	<u>(205,000)</u>	<u>(205,000)</u>
<i>Net Change in Fund Balance</i>	(2,319)	(207,319)	(205,000)
Fund Balance at Beginning of Year	198,806	198,806	0
Prior Year Encumbrances Appropriated	8,513	8,513	0
<i>Fund Balance at End of Year</i>	<u><u>\$205,000</u></u>	<u><u>\$0</u></u>	<u><u>(\$205,000)</u></u>

Muskingum County, Ohio
Schedule of Revenues, Expenditures, and Changes
In Fund Balance - Budget (Non-GAAP Basis) and Actual
Tuberculosis Clinic Fund
For the Year Ended December 31, 2012

	Final Budget	Actual	Variance Positive (Negative)
Revenues			
Property Taxes	\$505,000	\$547,607	\$42,607
Charges for Services	58,500	106,908	48,408
Intergovernmental	199,260	139,310	(59,950)
Payments in Lieu of Taxes	3,100	1,930	(1,170)
Other	80,000	6,411	(73,589)
<i>Total Revenues</i>	<u>845,860</u>	<u>802,166</u>	<u>(43,694)</u>
Expenditures			
Current:			
Health			
Tuberculosis Clinic			
Salaries and Wages	395,100	299,939	95,161
Fringe Benefits	120,020	115,542	4,478
Contractual Services	122,569	118,447	4,122
Materials and Supplies	203,121	216,394	(13,273)
Capital Outlay	8,000	7,973	27
Other	8,297	8,178	119
<i>Total Expenditures</i>	<u>857,107</u>	<u>766,473</u>	<u>90,634</u>
<i>Net Change in Fund Balance</i>	(11,247)	35,693	46,940
Fund Balance at Beginning of Year	955,477	955,477	0
Prior Year Encumbrances Appropriated	<u>11,406</u>	<u>11,406</u>	<u>0</u>
<i>Fund Balance at End of Year</i>	<u><u>\$955,636</u></u>	<u><u>\$1,002,576</u></u>	<u><u>\$46,940</u></u>

Muskingum County, Ohio
Schedule of Revenues, Expenditures, and Changes
In Fund Balance - Budget (Non-GAAP Basis) and Actual
Block Grants Fund
For the Year Ended December 31, 2012

	Final Budget	Actual	Variance Positive (Negative)
Revenues			
Charges for Services	\$62,948	\$31,828	(\$31,120)
Intergovernmental	1,292,762	401,718	(891,044)
Other	0	0	0
<i>Total Revenues</i>	<u>1,355,710</u>	<u>433,546</u>	<u>(922,164)</u>
Expenditures			
Current:			
Public Works			
Block Grants			
Salaries and Wages	114,268	40,965	73,303
Fringe Benefits	43,338	15,706	27,632
Contractual Services	1,140,807	497,656	643,151
Materials and Supplies	16,764	12,616	4,148
<i>Total Public Works</i>	<u>1,315,177</u>	<u>566,943</u>	<u>748,234</u>
Debt Service:			
Principal Retirement	60,000	60,000	0
<i>Total Expenditures</i>	<u>1,375,177</u>	<u>626,943</u>	<u>748,234</u>
<i>Excess of Revenues Under Expenditures</i>	<u>(19,467)</u>	<u>(193,397)</u>	<u>(173,930)</u>
Other Financing Sources (Use)			
OWDA Loans Issued	60,000	60,000	0
Advances In	0	398,952	398,952
Advances Out	0	(276,113)	(276,113)
Transfers In	0	234	234
<i>Total Other Financing Sources (Use)</i>	<u>60,000</u>	<u>183,073</u>	<u>123,073</u>
<i>Net Change in Fund Balance</i>	40,533	(10,324)	(50,857)
Fund Balance at Beginning of Year	29,473	29,473	0
Prior Year Encumbrances Appropriated	14,423	14,423	0
<i>Fund Balance at End of Year</i>	<u><u>\$84,429</u></u>	<u><u>\$33,572</u></u>	<u><u>(\$50,857)</u></u>

Muskingum County, Ohio
Schedule of Revenues, Expenditures, and Changes
In Fund Balance - Budget (Non-GAAP Basis) and Actual
County Courts Fund
For the Year Ended December 31, 2012

	Final Budget	Actual	Variance Positive (Negative)
Revenues			
Charges for Services	\$248,200	\$247,995	(\$205)
Fines and Forfeitures	101,000	101,090	90
Other	200	200	0
<i>Total Revenues</i>	<u>349,400</u>	<u>349,285</u>	<u>(115)</u>
Expenditures			
Current:			
General Government - Judicial			
County Courts			
Salaries and Wages	35,000	13,105	21,895
Fringe Benefits	15,298	6,008	9,290
Contractual Services	101,256	46,444	54,812
Materials and Supplies	41,279	14,173	27,106
Capital Outlay	173,966	113,205	60,761
Other	36,252	33,852	2,400
<i>Total Expenditures</i>	<u>403,051</u>	<u>226,787</u>	<u>176,264</u>
<i>Excess of Revenues Over (Under) Expenditures</i>	(53,651)	122,498	176,149
Other Financing Use			
Transfers Out	(2,000)	0	2,000
<i>Net Change in Fund Balance</i>	(55,651)	122,498	178,149
Fund Balance at Beginning of Year	1,353,606	1,353,606	0
Prior Year Encumbrances Appropriated	52,340	52,340	0
<i>Fund Balance at End of Year</i>	<u><u>\$1,350,295</u></u>	<u><u>\$1,528,444</u></u>	<u><u>\$178,149</u></u>

Muskingum County, Ohio
Schedule of Revenues, Expenditures, and Changes
In Fund Balance - Budget (Non-GAAP Basis) and Actual
Community Correction Fund
For the Year Ended December 31, 2012

	Final Budget	Actual	Variance Positive (Negative)
Revenues			
Intergovernmental	\$250,828	\$250,828	\$0
Expenditures			
Current:			
Public Safety			
Community Correction			
Salaries and Wages	172,885	171,148	1,737
Fringe Benefits	77,445	68,999	8,446
Contractual Services	4,164	3,870	294
Materials and Supplies	1,948	1,948	0
<i>Total Expenditures</i>	<u>256,442</u>	<u>245,965</u>	<u>10,477</u>
<i>Excess of Revenues Over (Under) Expenditures</i>	<u>(5,614)</u>	<u>4,863</u>	<u>10,477</u>
Other Financing Source (Use)			
Advances In	0	13,299	13,299
Advances Out	0	(13,299)	(13,299)
<i>Total Other Financing Source (Use)</i>	<u>0</u>	<u>0</u>	<u>0</u>
<i>Net Change in Fund Balance</i>	(5,614)	4,863	10,477
Fund Balance at Beginning of Year	<u>5,614</u>	<u>5,614</u>	<u>0</u>
<i>Fund Balance at End of Year</i>	<u><u>\$0</u></u>	<u><u>\$10,477</u></u>	<u><u>\$10,477</u></u>

Muskingum County, Ohio
Schedule of Revenues, Expenditures, and Changes
In Fund Balance - Budget (Non-GAAP Basis) and Actual
Home Detention (Electronic Monitor) Fund
For the Year Ended December 31, 2012

	Final Budget	Actual	Variance Positive (Negative)
Revenues			
Charges for Services	\$183,086	\$182,076	(\$1,010)
Intergovernmental	88,671	57,066	(31,605)
Other	8,000	9,543	1,543
<i>Total Revenues</i>	<u>279,757</u>	<u>248,685</u>	<u>(31,072)</u>
Expenditures			
Current:			
Public Safety			
Electronic Monitor			
Salaries and Wages	116,937	104,093	12,844
Fringe Benefits	21,634	18,555	3,079
Contractual Services	46,079	26,897	19,182
Materials and Supplies	147,476	146,087	1,389
Capital Outlay	13,000	13,000	0
<i>Total Expenditures</i>	<u>345,126</u>	<u>308,632</u>	<u>36,494</u>
<i>Net Change in Fund Balance</i>	(65,369)	(59,947)	5,422
Fund Balance at Beginning of Year	206,984	206,984	0
Prior Year Encumbrances Appropriated	13,781	13,781	0
<i>Fund Balance at End of Year</i>	<u><u>\$155,396</u></u>	<u><u>\$160,818</u></u>	<u><u>\$5,422</u></u>

Muskingum County, Ohio
Schedule of Revenues, Expenditures, and Changes
In Fund Balance - Budget (Non-GAAP Basis) and Actual
Moving Ohio Forward Fund
For the Year Ended December 31, 2012

	Final Budget	Actual	Variance Positive (Negative)
Revenues			
Intergovernmental	\$445,425	\$0	(\$445,425)
Expenditures			
Current:			
Public Works			
Moving Ohio Forward			
Salaries and Wages	11,000	0	11,000
Fringe Benefits	1,953	0	1,953
Contractual Services	432,054	56,724	375,330
Materials and Supplies	418	0	418
<i>Total Expenditures</i>	445,425	56,724	388,701
<i>Net Change in Fund Balance</i>	0	(56,724)	(56,724)
Fund Balance at Beginning of Year	0	0	0
<i>Fund Balance at End of Year</i>	\$0	(\$56,724)	(\$56,724)

Muskingum County, Ohio
 Schedule of Revenues, Expenditures, and Changes
 In Fund Balance - Budget (Non-GAAP Basis) and Actual
 Litter Prevention Fund
 For the Year Ended December 31, 2012

	Final Budget	Actual	Variance Positive (Negative)
Revenues			
<i>Total Revenues</i>	\$0	\$0	\$0
Expenditures			
Current:			
Public Works			
Litter Control			
Capital Outlay	185	185	0
<i>Net Change in Fund Balance</i>	(185)	(185)	0
Fund Balance at Beginning of Year	185	185	0
<i>Fund Balance at End of Year</i>	\$0	\$0	\$0

Muskingum County, Ohio
Schedule of Revenues, Expenditures, and Changes
In Fund Balance - Budget (Non-GAAP Basis) and Actual
Ohio Childrens Trust Fund
For the Year Ended December 31, 2012

	Final Budget	Actual	Variance Positive (Negative)
Revenues			
Intergovernmental	\$28,610	\$28,610	\$0
Expenditures			
Current:			
Human Services			
Ohio Childrens Trust			
Contractual Services	28,610	28,610	0
<i>Net Change in Fund Balance</i>	0	0	0
Fund Balance at Beginning of Year	0	0	0
<i>Fund Balance at End of Year</i>	\$0	\$0	\$0

Muskingum County, Ohio
Schedule of Revenues, Expenditures, and Changes
In Fund Balance - Budget (Non-GAAP Basis) and Actual
Marriage License Fund
For the Year Ended December 31, 2012

	Final Budget	Actual	Variance Positive (Negative)
Revenues			
Licenses and Permits	\$24,000	\$23,426	(\$574)
Expenditures			
Current:			
Health			
Marriage License			
Contractual Services	24,000	23,426	574
<i>Net Change in Fund Balance</i>	0	0	0
Fund Balance at Beginning of Year	0	0	0
<i>Fund Balance at End of Year</i>	<u>\$0</u>	<u>\$0</u>	<u>\$0</u>

Muskingum County, Ohio
Schedule of Revenues, Expenditures, and Changes
In Fund Balance - Budget (Non-GAAP Basis) and Actual
Political Subdivision Housing Fund
For the Year Ended December 31, 2012

	Final Budget	Actual	Variance Positive (Negative)
Revenues			
Fines and Forfeitures	\$18,200	\$17,714	(\$486)
Expenditures			
Current:			
Public Safety			
Political Subdivision Housing			
Contractual Services	59,279	15,000	44,279
<i>Net Change in Fund Balance</i>	(41,079)	2,714	43,793
Fund Balance at Beginning of Year	43,281	43,281	0
<i>Fund Balance at End of Year</i>	<u>\$2,202</u>	<u>\$45,995</u>	<u>\$43,793</u>

Muskingum County, Ohio
Schedule of Revenues, Expenditures, and Changes
In Fund Balance - Budget (Non-GAAP Basis) and Actual
Indigent Drivers Alcohol Treatment Fund
For the Year Ended December 31, 2012

	Final Budget	Actual	Variance Positive (Negative)
Revenues			
Fines and Forfeitures	\$17,000	\$8,739	(\$8,261)
Intergovernmental	700	721	21
<i>Total Revenues</i>	<u>17,700</u>	<u>9,460</u>	<u>(8,240)</u>
Expenditures			
Current:			
Human Services			
Indigent Drivers Alcohol Treatment			
Contractual Services	24,511	6,304	18,207
Capital Outlay	15,000	0	15,000
<i>Total Expenditures</i>	<u>39,511</u>	<u>6,304</u>	<u>33,207</u>
<i>Net Change in Fund Balance</i>	(21,811)	3,156	24,967
Fund Balance at Beginning of Year	144,938	144,938	0
Prior Year Encumbrances Appropriated	5,511	5,511	0
<i>Fund Balance at End of Year</i>	<u><u>\$128,638</u></u>	<u><u>\$153,605</u></u>	<u><u>\$24,967</u></u>

Muskingum County, Ohio
Schedule of Revenues, Expenditures, and Changes
In Fund Balance - Budget (Non-GAAP Basis) and Actual
Enforcement and Education Fund
For the Year Ended December 31, 2012

	Final Budget	Actual	Variance Positive (Negative)
Revenues			
Fines and Forfeitures	\$2,200	\$2,062	(\$138)
Expenditures			
Current:			
Public Safety			
Enforcement and Education			
Other	4,692	4,180	512
<i>Net Change in Fund Balance</i>	(2,492)	(2,118)	374
Fund Balance at Beginning of Year	2,693	2,693	0
<i>Fund Balance at End of Year</i>	\$201	\$575	\$374

Muskingum County, Ohio
Schedule of Revenues, Expenditures, and Changes
In Fund Balance - Budget (Non-GAAP Basis) and Actual
Law Enforcement Fund
For the Year Ended December 31, 2012

	Final Budget	Actual	Variance Positive (Negative)
Revenues			
Fines and Forfeitures	\$27,201	\$37,789	\$10,588
Contributions and Donations	3,000	550	(2,450)
<i>Total Revenues</i>	<u>30,201</u>	<u>38,339</u>	<u>8,138</u>
Expenditures			
Current:			
Public Safety			
Law Enforcement			
Materials and Supplies	109,176	52,872	56,304
Other	41,666	845	40,821
<i>Total Expenditures</i>	<u>150,842</u>	<u>53,717</u>	<u>97,125</u>
<i>Net Change in Fund Balance</i>	(120,641)	(15,378)	105,263
Fund Balance at Beginning of Year	136,547	136,547	0
Prior Year Encumbrances Appropriated	1,296	1,296	0
<i>Fund Balance at End of Year</i>	<u><u>\$17,202</u></u>	<u><u>\$122,465</u></u>	<u><u>\$105,263</u></u>

Muskingum County, Ohio
Schedule of Revenues, Expenditures, and Changes
In Fund Balance - Budget (Non-GAAP Basis) and Actual
Legal Aid Society Fund
For the Year Ended December 31, 2012

	Final Budget	Actual	Variance Positive (Negative)
Revenues			
Charges for Services	\$100	\$100	\$0
Expenditures			
Current:			
General Government - Judicial			
Legal Aid Society			
Salaries and Wages	100	0	100
<i>Net Change in Fund Balance</i>	0	100	100
Fund Balance at Beginning of Year	399	399	0
<i>Fund Balance at End of Year</i>	\$399	\$499	\$100

Muskingum County, Ohio
Schedule of Revenues, Expenditures, and Changes
In Fund Balance - Budget (Non-GAAP Basis) and Actual
Senior Citizens Levy Fund
For the Year Ended December 31, 2012

	Final Budget	Actual	Variance Positive (Negative)
Revenues			
Property Taxes	\$600,651	\$654,030	\$53,379
Intergovernmental	124,662	114,848	(9,814)
Payments in Lieu of Taxes	2,398	2,412	14
<i>Total Revenues</i>	<u>727,711</u>	<u>771,290</u>	<u>43,579</u>
Expenditures			
Current:			
Human Services			
Senior Citizens Levy			
Salaries and Wages	508,960	480,048	28,912
Fringe Benefits	194,316	178,843	15,473
Contractual Services	27,384	27,334	50
<i>Total Expenditures</i>	<u>730,660</u>	<u>686,225</u>	<u>44,435</u>
<i>Net Change in Fund Balance</i>	(2,949)	85,065	88,014
Fund Balance at Beginning of Year	<u>407,806</u>	<u>407,806</u>	<u>0</u>
<i>Fund Balance at End of Year</i>	<u><u>\$404,857</u></u>	<u><u>\$492,871</u></u>	<u><u>\$88,014</u></u>

Muskingum County, Ohio
Schedule of Revenues, Expenditures, and Changes
In Fund Balance - Budget (Non-GAAP Basis) and Actual
Felony Delinquent Care and Custody Fund
For the Year Ended December 31, 2012

	Final Budget	Actual	Variance Positive (Negative)
Revenues			
Intergovernmental	\$373,929	\$247,614	(\$126,315)
Expenditures			
Current:			
Public Safety			
Specialized Probation			
Salaries and Wages	198,479	121,804	76,675
Fringe Benefits	120,104	69,470	50,634
Contractual Services	71,955	47,095	24,860
<i>Total Expenditures</i>	390,538	238,369	152,169
<i>Excess of Revenues Over (Under) Expenditures</i>	(16,609)	9,245	25,854
Other Financing Source (Uses)			
Advances In	0	15,000	15,000
Advances Out	0	(15,000)	(15,000)
Transfers Out	(92,548)	0	92,548
<i>Total Other Financing Source (Uses)</i>	(92,548)	0	92,548
<i>Net Change in Fund Balance</i>	(109,157)	9,245	118,402
Fund Balance at Beginning of Year	130,235	130,235	0
Prior Year Encumbrances Appropriated	8,463	8,463	0
<i>Fund Balance at End of Year</i>	<u>\$29,541</u>	<u>\$147,943</u>	<u>\$118,402</u>

Muskingum County, Ohio
Schedule of Revenues, Expenditures, and Changes
In Fund Balance - Budget (Non-GAAP Basis) and Actual
Drug Law Enforcement Fund
For the Year Ended December 31, 2012

	Final Budget	Actual	Variance Positive (Negative)
Revenues			
Fines and Forfeitures	\$2,350	\$2,525	\$175
Expenditures			
Current:			
Public Safety			
Drug Law Enforcement			
Capital Outlay	10,000	3,950	6,050
Other	24,693	2,987	21,706
<i>Total Expenditures</i>	34,693	6,937	27,756
<i>Net Change in Fund Balance</i>	(32,343)	(4,412)	27,931
Fund Balance at Beginning of Year	32,893	32,893	0
<i>Fund Balance at End of Year</i>	\$550	\$28,481	\$27,931

Muskingum County, Ohio
Schedule of Revenues, Expenditures, and Changes
In Fund Balance - Budget (Non-GAAP Basis) and Actual
Indigent Guardianship Fund
For the Year Ended December 31, 2012

	Final Budget	Actual	Variance Positive (Negative)
Revenues			
Charges for Services	\$12,000	\$11,970	(\$30)
Other	2,000	1,100	(900)
<i>Total Revenues</i>	14,000	13,070	(930)
Expenditures			
Current:			
Human Services			
Indigent Guardianship			
Contractual Services	14,000	13,453	547
<i>Net Change in Fund Balance</i>	0	(383)	(383)
Fund Balance at Beginning of Year	1,547	1,547	0
<i>Fund Balance at End of Year</i>	<u>\$1,547</u>	<u>\$1,164</u>	<u>(\$383)</u>

Muskingum County, Ohio
Schedule of Revenues, Expenditures, and Changes
In Fund Balance - Budget (Non-GAAP Basis) and Actual
Victim of Criminals Fund
For the Year Ended December 31, 2012

	Final Budget	Actual	Variance Positive (Negative)
Revenues			
Intergovernmental	\$40,937	\$40,396	(\$541)
Expenditures			
Current:			
Public Safety			
Victim of Criminals			
Salaries and Wages	48,609	48,609	0
<i>Excess of Revenues Under Expenditures</i>	<u>(7,672)</u>	<u>(8,213)</u>	<u>(541)</u>
Other Financing Sources (Use)			
Advances In	0	20,383	20,383
Advances Out	0	(21,300)	(21,300)
Transfers In	7,277	7,277	0
<i>Total Other Financing Sources (Use)</i>	<u>7,277</u>	<u>6,360</u>	<u>(917)</u>
<i>Net Change in Fund Balance</i>	(395)	(1,853)	(1,458)
Fund Balance at Beginning of Year	<u>1,853</u>	<u>1,853</u>	<u>0</u>
<i>Fund Balance at End of Year</i>	<u><u>\$1,458</u></u>	<u><u>\$0</u></u>	<u><u>(\$1,458)</u></u>

Muskingum County, Ohio
Schedule of Revenues, Expenditures, and Changes
In Fund Balance - Budget (Non-GAAP Basis) and Actual
Sheriff Commissary Fund
For the Year Ended December 31, 2012

	Final Budget	Actual	Variance Positive (Negative)
Revenues			
Charges for Services	\$330,000	\$335,277	\$5,277
Expenditures			
Current:			
Public Safety			
Sheriff Commissary			
Salaries and Wages	21,365	20,264	1,101
Fringe Benefits	17,135	15,828	1,307
Contractual Services	14,060	12,979	1,081
Materials and Supplies	337,606	310,597	27,009
Capital Outlay	54,500	23,302	31,198
<i>Total Expenditures</i>	444,666	382,970	61,696
<i>Net Change in Fund Balance</i>	(114,666)	(47,693)	66,973
Fund Balance at Beginning of Year	60,619	60,619	0
Prior Year Encumbrances Appropriated	55,166	55,166	0
<i>Fund Balance at End of Year</i>	\$1,119	\$68,092	\$66,973

Muskingum County, Ohio
Schedule of Revenues, Expenditures, and Changes
In Fund Balance - Budget (Non-GAAP Basis) and Actual
Children Services Christmas Fund
For the Year Ended December 31, 2012

	Final Budget	Actual	Variance Positive (Negative)
Revenues			
Contributions and Donations	\$10,000	\$15,203	\$5,203
Expenditures			
Current:			
Human Services			
Children Services			
Materials and Supplies	<u>37,795</u>	<u>6,703</u>	<u>31,092</u>
<i>Net Change in Fund Balance</i>	(27,795)	8,500	36,295
Fund Balance at Beginning of Year	96,004	96,004	0
Prior Year Encumbrances Appropriated	<u>2,795</u>	<u>2,795</u>	<u>0</u>
<i>Fund Balance at End of Year</i>	<u><u>\$71,004</u></u>	<u><u>\$107,299</u></u>	<u><u>\$36,295</u></u>

Muskingum County, Ohio
Schedule of Revenues, Expenditures, and Changes
In Fund Balance - Budget (Non-GAAP Basis) and Actual
Mental Health Levy Fund
For the Year Ended December 31, 2012

	Final Budget	Actual	Variance Positive (Negative)
Revenues			
Property Taxes	\$1,092,330	\$1,092,330	\$0
Intergovernmental	250,121	250,121	0
Payments in Lieu of Taxes	4,824	4,824	0
<i>Total Revenues</i>	1,347,275	1,347,275	0
Expenditures			
Intergovernmental			
Contractual Services	1,347,275	1,347,275	0
<i>Net Change in Fund Balance</i>	0	0	0
Fund Balance at Beginning of Year	0	0	0
<i>Fund Balance at End of Year</i>	<u>\$0</u>	<u>\$0</u>	<u>\$0</u>

Muskingum County, Ohio
Schedule of Revenues, Expenditures, and Changes
In Fund Balance - Budget (Non-GAAP Basis) and Actual
Sheriff Levy Fund
For the Year Ended December 31, 2012

	Final Budget	Actual	Variance Positive (Negative)
Revenues			
Property Taxes	\$445,274	\$445,343	\$69
Intergovernmental	42,079	42,384	305
Payments in Lieu of Taxes	3,000	2,412	(588)
Other	1,500	1,449	(51)
<i>Total Revenues</i>	<u>491,853</u>	<u>491,588</u>	<u>(265)</u>
Expenditures			
Current:			
Public Safety			
Sheriff Department			
Salaries and Wages	462,100	404,924	57,176
Fringe Benefits	179,900	132,598	47,302
Contractual Services	11,000	10,760	240
<i>Total Expenditures</i>	<u>653,000</u>	<u>548,282</u>	<u>104,718</u>
<i>Net Change in Fund Balance</i>	(161,147)	(56,694)	104,453
Fund Balance at Beginning of Year	<u>359,450</u>	<u>359,450</u>	<u>0</u>
<i>Fund Balance at End of Year</i>	<u><u>\$198,303</u></u>	<u><u>\$302,756</u></u>	<u><u>\$104,453</u></u>

Muskingum County, Ohio
Schedule of Revenues, Expenditures, and Changes
In Fund Balance - Budget (Non-GAAP Basis) and Actual
Motor Vehicle and Gasoline Tax Fund
For the Year Ended December 31, 2012

	Final Budget	Actual	Variance Positive (Negative)
Revenues			
Permissive Motor Vehicle License Tax	\$450,000	\$473,377	\$23,377
Licenses and Permits	20,084	20,484	400
Fines and Forfeitures	65,476	70,580	5,104
Intergovernmental	4,900,000	4,910,749	10,749
Interest	2,000	1,171	(829)
Contributions and Donations	674	674	0
Other	121,353	60,216	(61,137)
<i>Total Revenues</i>	<u>5,559,587</u>	<u>5,537,251</u>	<u>(22,336)</u>
Expenditures			
Current:			
Public Works			
Engineer			
Salaries and Wages	1,862,974	1,862,444	530
Fringe Benefits	665,091	664,076	1,015
Contractual Services	356,530	310,259	46,271
Materials and Supplies	1,970,578	1,841,137	129,441
Capital Outlay	27,900	27,900	0
Other	150,666	142,860	7,806
<i>Total Public Works</i>	<u>5,033,739</u>	<u>4,848,676</u>	<u>185,063</u>
Debt Service:			
Principal Retirement	287,000	286,087	913
Interest and Fiscal Charges	27,000	26,096	904
<i>Total Debt Service</i>	<u>314,000</u>	<u>312,183</u>	<u>1,817</u>
<i>Total Expenditures</i>	<u>5,347,739</u>	<u>5,160,859</u>	<u>186,880</u>
<i>Excess of Revenues Over Expenditures</i>	<u>211,848</u>	<u>376,392</u>	<u>164,544</u>
Other Financing Source (Use)			
Transfers In	702,000	0	(702,000)
Transfers Out	(1,139,766)	(467,252)	672,514
<i>Total Other Financing Source (Use)</i>	<u>(437,766)</u>	<u>(467,252)</u>	<u>(29,486)</u>
<i>Net Change in Fund Balance</i>	(225,918)	(90,860)	135,058
Fund Balance at Beginning of Year	712,880	712,880	0
Prior Year Encumbrances Appropriated	144,505	144,505	0
<i>Fund Balance at End of Year</i>	<u>\$631,467</u>	<u>\$766,525</u>	<u>\$135,058</u>

Muskingum County, Ohio
Schedule of Revenues, Expenditures, and Changes
In Fund Balance - Budget (Non-GAAP Basis) and Actual
Northpointe Drive Fund
For the Year Ended December 31, 2012

	Final Budget	Actual	Variance Positive (Negative)
Revenues			
<i>Total Revenues</i>	\$0	\$0	\$0
Expenditures			
Current:			
Public Works			
TID Escrow			
Contractual Services	845,540	845,540	0
<i>Excess of Revenues Over (Under) Expenditures</i>	(845,540)	(845,540)	0
Other Financing Source			
Transfers In	845,540	845,973	433
<i>Net Change in Fund Balance</i>	0	433	433
Fund Balance at Beginning of Year	51,741	51,741	0
<i>Fund Balance at End of Year</i>	<u>\$51,741</u>	<u>\$52,174</u>	<u>\$433</u>

Muskingum County, Ohio
Schedule of Revenues, Expenditures, and Changes
In Fund Balance - Budget (Non-GAAP Basis) and Actual
Law Library Resources Fund
For the Year Ended December 31, 2012

	Final Budget	Actual	Variance Positive (Negative)
Revenues			
Fines and Forfeitures	\$146,450	\$146,986	\$536
Other	200	35	(165)
<i>Total Revenues</i>	<u>146,650</u>	<u>147,021</u>	<u>371</u>
Expenditures			
Current:			
Judicial			
Law Library			
Contractual Services	242,658	194,307	48,351
Materials and Supplies	493	493	0
Capital Outlay	1,400	0	1,400
<i>Total Expenditures</i>	<u>244,551</u>	<u>194,800</u>	<u>49,751</u>
<i>Net Change in Fund Balance</i>	(97,901)	(47,779)	50,122
Fund Balance at Beginning of Year	247,825	247,825	0
Prior Year Encumbrances Appropriated	9,000	9,000	0
<i>Fund Balance at End of Year</i>	<u><u>\$158,924</u></u>	<u><u>\$209,046</u></u>	<u><u>\$50,122</u></u>

Muskingum County, Ohio
Schedule of Revenues, Expenditures, and Changes
In Fund Balance - Budget (Non-GAAP Basis) and Actual
Juvenile Detention Fund
For the Year Ended December 31, 2012

	Final Budget	Actual	Variance Positive (Negative)
Revenues			
Intergovernmental	\$5,472	\$5,472	\$0
Expenditures			
Current:			
General Government - Judicial			
Juvenile Court			
Fringe Benefits	9,107	0	9,107
Contractual Services	17,744	0	17,744
Materials and Supplies	9,929	0	9,929
Capital Outlay	9,147	9,121	26
Other	4,354	4,138	216
<i>Total Expenditures</i>	<u>50,281</u>	<u>13,259</u>	<u>37,022</u>
<i>Excess of Revenues Over (Under) Expenditures</i>	(44,809)	(7,787)	37,022
Other Financing Use			
Advances Out	<u>0</u>	<u>(5,472)</u>	<u>(5,472)</u>
<i>Net Change in Fund Balance</i>	(44,809)	(13,259)	31,550
Fund Balance at Beginning of Year	41,160	41,160	0
Prior Year Encumbrances Appropriated	<u>9,121</u>	<u>9,121</u>	<u>0</u>
<i>Fund Balance at End of Year</i>	<u><u>\$5,472</u></u>	<u><u>\$37,022</u></u>	<u><u>\$31,550</u></u>

Muskingum County, Ohio
Schedule of Revenues, Expenditures, and Changes
In Fund Balance - Budget (Non-GAAP Basis) and Actual
Concealed Weapon Fund
For the Year Ended December 31, 2012

	Final Budget	Actual	Variance Positive (Negative)
Revenues			
Licenses and Permits	\$34,500	\$34,890	\$390
Expenditures			
Current:			
Public Safety			
Sheriff			
Salaries and Wages	15,600	15,277	323
Fringe Benefits	3,200	2,582	618
Contractual Services	20,999	16,912	4,087
Materials and Supplies	11,300	1,879	9,421
<i>Total Expenditures</i>	51,099	36,650	14,449
<i>Net Change in Fund Balance</i>	(16,599)	(1,760)	14,839
Fund Balance at Beginning of Year	26,951	26,951	0
Prior Year Encumbrances Appropriated	999	999	0
<i>Fund Balance at End of Year</i>	\$11,351	\$26,190	\$14,839

Muskingum County, Ohio
Schedule of Revenues, Expenditures, and Changes
In Fund Balance - Budget (Non-GAAP Basis) and Actual
Wireless 911 Fund
For the Year Ended December 31, 2012

	Final Budget	Actual	Variance Positive (Negative)
Revenues			
Intergovernmental	\$210,681	\$210,681	\$0
Expenditures			
Current:			
Public Safety			
911 Wireless Fund			
Salaries and Wages	79,710	66,867	12,843
Fringe Benefits	27,590	25,477	2,113
Contractual Services	49,593	40,837	8,756
Materials and Supplies	7,000	0	7,000
Capital Outlay	55,509	50,509	5,000
<i>Total Expenditures</i>	219,402	183,690	35,712
<i>Net Change in Fund Balance</i>	(8,721)	26,991	35,712
Fund Balance at Beginning of Year	287,560	287,560	0
Prior Year Encumbrances Appropriated	55,102	55,102	0
<i>Fund Balance at End of Year</i>	\$333,941	\$369,653	\$35,712

Muskingum County, Ohio
Schedule of Revenues, Expenditures, and Changes
In Fund Balance - Budget (Non-GAAP Basis) and Actual
Ohio Peace Officer Training Academy (OPOTA-CPT) Fund
For the Year Ended December 31, 2012

	Final Budget	Actual	Variance Positive (Negative)
Revenues			
<i>Total Revenues</i>	\$0	\$0	\$0
Expenditures			
Current:			
Public Safety			
Sheriff			
Contractual Services	16,721	10,078	6,643
<i>Net Change in Fund Balance</i>	(16,721)	(10,078)	6,643
Fund Balance at Beginning of Year	16,721	16,721	0
<i>Fund Balance at End of Year</i>	\$0	\$6,643	\$6,643

Muskingum County, Ohio
Schedule of Revenues, Expenditures, and Changes
In Fund Balance - Budget (Non-GAAP Basis) and Actual
Brandywine Loop Extension Fund
For the Year Ended December 31, 2012

	Final Budget	Actual	Variance Positive (Negative)
Revenues			
Payment in Lieu of Taxes	\$106,885	\$106,885	\$0
Expenditures			
Debt Service:			
Principal Retirement	35,000	35,000	0
Interest and Fiscal Charges	28,763	28,763	0
<i>Total Expenditures</i>	63,763	63,763	0
<i>Excess of Revenues Over (Under) Expenditures</i>	43,122	43,122	0
Other Financing Source (Use)			
Transfers In	71,000	0	(71,000)
Transfers Out	(106,885)	0	106,885
<i>Total Other Financing Source (Use)</i>	(35,885)	0	35,885
<i>Net Change in Fund Balance</i>	7,237	43,122	35,885
Fund Balance at Beginning of Year	94,588	94,588	0
<i>Fund Balance at End of Year</i>	\$101,825	\$137,710	\$35,885

NONMAJOR DEBT SERVICE FUNDS

The debt service funds are used to account for the accumulation of financial resources for, and the payment of, general long-term debt principal, interest, and related costs. The following are reported as nonmajor debt service funds:

Debt Service Fund - To account for rent monies from the Department of Job and Family Services, payments from the County Fairboard, and transfers from other governmental funds used for the retirement of County general obligation bonds and bond anticipation notes. For GAAP reporting, a portion of this fund is reflected in the fund that received the note proceeds.

Special Assessment Debt Service Fund - To account for special assessment revenue used for the repayment of OWDA and bonded special assessment debt.

Muskingum County, Ohio
Combining Balance Sheet
Nonmajor Debt Service Funds
December 31, 2012

	Debt Service	Special Assessment Debt Service	Total Nonmajor Debt Service Funds
Assets			
Equity in Pooled Cash and Cash Equivalents	\$42,689	\$58,026	\$100,715
Receivables:			
Special Assessments	0	312,038	312,038
Loans	263,229	0	263,229
<i>Total Assets</i>	\$305,918	\$370,064	\$675,982
Deferred Inflows of Resources			
Unavailable Revenue	\$0	\$312,038	\$312,038
Fund Balances			
Restricted to Debt Service	305,918	58,026	363,944
<i>Total Deferred Inflows of Resources and Fund Balances</i>	\$305,918	\$370,064	\$675,982

Muskingum County, Ohio
Combining Statement of Revenues, Expenditures, and Changes in Fund Balances
Nonmajor Debt Service Funds
For the Year Ended December 31, 2012

	<u>Debt Service</u>	<u>Special Assessment Debt Service</u>	<u>Total Nonmajor Debt Service Funds</u>
Revenues			
Special Assessments	\$0	\$17,546	\$17,546
Intergovernmental	19,411	0	19,411
Interest	0	20,800	20,800
Rent	119,141	0	119,141
<i>Total Revenues</i>	<u>138,552</u>	<u>38,346</u>	<u>176,898</u>
Expenditures			
Debt Service:			
Principal Retirement	937,000	64,004	1,001,004
Refunded Bond Anticipation Note Redeemed	400,000	0	400,000
Interest and Fiscal Charges	368,752	31,291	400,043
Issuance Costs	42,425	3,333	45,758
<i>Total Expenditures</i>	<u>1,748,177</u>	<u>98,628</u>	<u>1,846,805</u>
<i>Excess of Revenues Under Expenditures</i>	<u>(1,609,625)</u>	<u>(60,282)</u>	<u>(1,669,907)</u>
Other Financing Sources (Uses)			
Refunding Bonds Issued	1,655,000	130,000	1,785,000
Premium on Refunding Bonds Issued	71,987	5,740	77,727
Transfers In	2,101,445	52,257	2,153,702
Payment to Refunded Bond Escrow Agent	(1,838,410)	(139,427)	(1,977,837)
Transfers Out	(400,765)	0	(400,765)
<i>Total Other Financing Sources (Uses)</i>	<u>1,589,257</u>	<u>48,570</u>	<u>1,637,827</u>
<i>Net Change in Fund Balances</i>	(20,368)	(11,712)	(32,080)
Fund Balances at Beginning of Year	<u>326,286</u>	<u>69,738</u>	<u>396,024</u>
<i>Fund Balances at End of Year</i>	<u>\$305,918</u>	<u>\$58,026</u>	<u>\$363,944</u>

Muskingum County, Ohio
Schedule of Revenues, Expenditures, and Changes
In Fund Balance - Budget (Non-GAAP Basis) and Actual
Debt Service Fund
For the Year Ended December 31, 2012

	Final Budget	Actual	Variance Positive (Negative)
Revenues			
Intergovernmental	\$36,380	\$39,411	\$3,031
Rent	367,837	231,832	(136,005)
<i>Total Revenues</i>	<u>404,217</u>	<u>271,243</u>	<u>(132,974)</u>
Expenditures			
Debt Service:			
Principal Retirement	2,287,000	2,287,000	0
Interest and Fiscal Charges	374,133	371,076	3,057
Issuance Costs	42,425	42,425	0
<i>Total Expenditures</i>	<u>2,703,558</u>	<u>2,700,501</u>	<u>3,057</u>
<i>Excess of Revenues Under Expenditures</i>	<u>(2,299,341)</u>	<u>(2,429,258)</u>	<u>(129,917)</u>
Other Financing Sources (Uses)			
Refunding Bonds Issued	1,655,000	1,655,000	0
Premium on Debt Issued	72,939	71,987	(952)
Transfers In	1,516,089	2,101,445	585,356
Payment to Refunded Bond Escrow Agent	(1,839,208)	(1,838,410)	798
Bond Anticipation Notes Issued	850,000	400,000	(450,000)
Advances In	0	12,154	12,154
Advances Out	0	(12,154)	(12,154)
<i>Total Other Financing Sources (Uses)</i>	<u>2,254,820</u>	<u>2,390,022</u>	<u>135,202</u>
<i>Net Change in Fund Balance</i>	(44,521)	(39,236)	5,285
Fund Balance at Beginning of Year	<u>81,925</u>	<u>81,925</u>	<u>0</u>
<i>Fund Balance at End of Year</i>	<u><u>\$37,404</u></u>	<u><u>\$42,689</u></u>	<u><u>\$5,285</u></u>

Muskingum County, Ohio
Schedule of Revenues, Expenditures, and Changes
In Fund Balance - Budget (Non-GAAP Basis) and Actual
Special Assessment Debt Service Fund
For the Year Ended December 31, 2012

	Final Budget	Actual	Variance Positive (Negative)
Revenues			
Special Assessments	\$16,200	\$17,546	\$1,346
Interest	20,800	20,800	0
<i>Total Revenues</i>	<u>37,000</u>	<u>38,346</u>	<u>1,346</u>
Expenditures			
Debt Service:			
Principal Retirement	64,004	64,004	0
Interest and Fiscal Charges	31,291	31,291	0
Issuance Costs	3,394	3,333	61
<i>Total Expenditures</i>	<u>98,689</u>	<u>98,628</u>	<u>61</u>
<i>Excess of Revenues Over (Under) Expenditures</i>	<u>(61,689)</u>	<u>(60,282)</u>	<u>1,407</u>
Other Financing Sources (Use)			
Refunding Bonds Issued	130,000	130,000	0
Premium on Debt Issued	5,890	5,740	(150)
Transfers In	50,200	52,257	2,057
Payment to Refunded Bond Escrow Agent	(139,427)	(139,427)	0
<i>Total Other Financing Sources (Use)</i>	<u>46,663</u>	<u>48,570</u>	<u>1,907</u>
<i>Net Change in Fund Balance</i>	(15,026)	(11,712)	3,314
Fund Balance at Beginning of Year	<u>69,738</u>	<u>69,738</u>	<u>0</u>
<i>Fund Balance at End of Year</i>	<u><u>\$54,712</u></u>	<u><u>\$58,026</u></u>	<u><u>\$3,314</u></u>

NONMAJOR CAPITAL PROJECTS FUNDS

The capital projects funds are used to account for financial resources to be used for the acquisition of major capital facilities (other than those financed by proprietary funds). The following are reported as nonmajor capital projects funds:

Issue II Fund - To account for Issue II monies used for bridge painting, county road paving, and repair.

Highway Fund - To account for federal money received for the repair and construction of roads and bridges within the County.

Starlight Permanent Improvements Fund - To account for revenues received from an operating levy used for permanent improvements at the Starlight School.

Putnam Building Renovations Fund - To account for note proceeds and grants used for the renovations to an existing County Building.

Maysville Building Renovations Fund - To account for note proceeds and grants used for renovations to an existing County building.

Muskingum County, Ohio
Combining Balance Sheet
Nonmajor Capital Projects Funds
December 31, 2012

	Highway	Starlight Permanent Improvements	Total Nonmajor Capital Projects Funds
Assets			
Equity in Pooled Cash and Cash Equivalents	\$36,000	\$1,679,796	\$1,715,796
Intergovernmental Receivable	3,708	0	3,708
<i>Total Assets</i>	<u>\$39,708</u>	<u>\$1,679,796</u>	<u>\$1,719,504</u>
Fund Balances			
Restricted to:			
Roads and Bridges	\$39,708	\$0	\$39,708
Capital Outlay	0	1,679,796	1,679,796
<i>Total Fund Balances</i>	<u>\$39,708</u>	<u>\$1,679,796</u>	<u>\$1,719,504</u>

Muskingum County, Ohio
Combining Statement of Revenues, Expenditures, and Changes in Fund Balances
Nonmajor Capital Projects Funds
For the Year Ended December 31, 2012

	Issue II	Highway	Starlight Permanent Improvements	Putnam Building Renovations	Maysville Building Renovations	Total Nonmajor Capital Projects Funds
Revenues						
Intergovernmental	\$852,707	\$1,973,450	\$0	\$0	\$1,592,019	\$4,418,176
Rent	0	0	0	100,191	0	100,191
<i>Total Revenues</i>	<u>852,707</u>	<u>1,973,450</u>	<u>0</u>	<u>100,191</u>	<u>1,592,019</u>	<u>4,518,367</u>
Expenditures						
Current:						
Public Works	1,067,606	2,165,277	0	0	0	3,232,883
Human Services	0	0	153,732	0	0	153,732
Capital Outlay	0	0	0	0	47,415	47,415
Intergovernmental	59,273	0	0	0	0	59,273
<i>Total Expenditures</i>	<u>1,126,879</u>	<u>2,165,277</u>	<u>153,732</u>	<u>0</u>	<u>47,415</u>	<u>3,493,303</u>
<i>Excess of Revenues Over (Under)Expenditures</i>	(274,172)	(191,827)	(153,732)	100,191	1,544,604	1,025,064
Other Financing Source (Use)						
Transfers In	273,647	229,605	0	0	441,399	944,651
Transfers Out	0	0	0	0	(6,146)	(6,146)
<i>Total Other Financing Source (Use)</i>	<u>273,647</u>	<u>229,605</u>	<u>0</u>	<u>0</u>	<u>435,253</u>	<u>938,505</u>
<i>Net Change in Fund Balances</i>	(525)	37,778	(153,732)	100,191	1,979,857	1,963,569
Fund Balances (Deficit) at Beginning of Year	525	1,930	1,833,528	(100,191)	(1,979,857)	(244,065)
<i>Fund Balances at End of Year</i>	<u>\$0</u>	<u>\$39,708</u>	<u>\$1,679,796</u>	<u>\$0</u>	<u>\$0</u>	<u>\$1,719,504</u>

Muskingum County, Ohio
Schedule of Revenues, Expenditures, and Changes
In Fund Balance - Budget (Non-GAAP Basis) and Actual
Issue II Fund
For the Year Ended December 31, 2012

	Final Budget	Actual	Variance Positive (Negative)
Revenues			
Intergovernmental	\$794,414	\$852,707	\$58,293
Expenditures			
Current:			
Public Works			
Issue II			
Capital Outlay	<u>1,067,606</u>	<u>1,067,606</u>	<u>0</u>
Intergovernmental			
Contractual Services	<u>0</u>	<u>59,273</u>	<u>(59,273)</u>
<i>Total Expenditures</i>	<u>1,067,606</u>	<u>1,126,879</u>	<u>(59,273)</u>
<i>Excess of Revenues Under Expenditures</i>	(273,192)	(274,172)	(980)
Other Financing Source			
Transfers In	<u>295,900</u>	<u>273,647</u>	<u>(22,253)</u>
<i>Net Change in Fund Balance</i>	22,708	(525)	(23,233)
Fund Balance at Beginning of Year	<u>525</u>	<u>525</u>	<u>0</u>
<i>Fund Balance at End of Year</i>	<u><u>\$23,233</u></u>	<u><u>\$0</u></u>	<u><u>(\$23,233)</u></u>

Muskingum County, Ohio
Schedule of Revenues, Expenditures, and Changes
In Fund Balance - Budget (Non-GAAP Basis) and Actual
Highway Fund
For the Year Ended December 31, 2012

	Final Budget	Actual	Variance Positive (Negative)
Revenues			
Intergovernmental	\$1,972,409	\$1,969,742	(\$2,667)
Expenditures			
Current:			
Public Works			
Highway Fund			
Contractual Services	1,933,560	1,930,893	2,667
Capital Outlay	234,384	234,384	0
<i>Total Expenditures</i>	<u>2,167,944</u>	<u>2,165,277</u>	<u>2,667</u>
<i>Excess of Revenues Over (Under) Expenditures</i>	(195,535)	(195,535)	0
Other Financing Source			
Transfers In	<u>259,605</u>	<u>229,605</u>	<u>(30,000)</u>
<i>Net Change in Fund Balance</i>	64,070	34,070	(30,000)
Fund Balance at Beginning of Year	<u>1,930</u>	<u>1,930</u>	<u>0</u>
<i>Fund Balance at End of Year</i>	<u><u>\$66,000</u></u>	<u><u>\$36,000</u></u>	<u><u>(\$30,000)</u></u>

Muskingum County, Ohio
Schedule of Revenues, Expenditures, and Changes
In Fund Balance - Budget (Non-GAAP Basis) and Actual
Starlight Permanent Improvements Fund
For the Year Ended December 31, 2012

	Final Budget	Actual	Variance Positive (Negative)
Revenues			
<i>Total Revenues</i>	\$0	\$0	\$0
Expenditures			
Current:			
Human Services			
Starlight Permanent Improvements			
Contractual Services	218,500	162,466	56,034
<i>Excess of Revenues Over (Under) Expenditures</i>	(218,500)	(162,466)	56,034
Other Financing Source			
Transfers In	200,000	0	(200,000)
<i>Net Change in Fund Balance</i>	(18,500)	(162,466)	(143,966)
Fund Balance at Beginning of Year	1,825,028	1,825,028	0
Prior Year Encumbrances Appropriated	8,500	8,500	0
<i>Fund Balance at End of Year</i>	<u>\$1,815,028</u>	<u>\$1,671,062</u>	<u>(\$143,966)</u>

Muskingum County, Ohio
Schedule of Revenues, Expenditures, and Changes
In Fund Balance - Budget (Non-GAAP Basis) and Actual
Maysville Building Renovations Fund
For the Year Ended December 31, 2012

	Final Budget	Actual	Variance Positive (Negative)
Revenues			
Intergovernmental	\$1,671,494	\$1,592,019	(\$79,475)
Expenditures			
Capital Outlay			
Maysville Building Renovations			
Contractual Services	26,269	4,776	21,493
Capital Outlay	127,149	109,803	17,346
<i>Total Expenditures</i>	153,418	114,579	38,839
<i>Excess of Revenues Over (Under) Expenditures</i>	1,518,076	1,477,440	(40,636)
Other Financing Sources (Uses)			
Advances In	0	49,364	49,364
Advances Out	0	(1,595,345)	(1,595,345)
Transfers In	21,494	0	(21,494)
Transfers Out	(27,640)	(6,146)	21,494
<i>Total Other Financing Sources (Uses)</i>	(6,146)	(1,552,127)	(1,545,981)
<i>Net Change in Fund Balance</i>	1,511,930	(74,687)	(1,586,617)
Fund Balance at Beginning of Year	10,523	10,523	0
Prior Year Encumbrances Appropriated	64,164	64,164	0
<i>Fund Balance at End of Year</i>	\$1,586,617	\$0	(\$1,586,617)

ENTERPRISE FUNDS

The enterprise funds are maintained to account for the operations of county government that provide goods or services to the general public in a manner similar to private business enterprises.

The following are included in enterprise funds:

Sewer Fund - To account for sanitary sewer services provided to individuals and commercial users. The costs of providing these services are financed primarily through user charges.

Water Fund - To account for water services provided to individuals and commercial users. The costs of providing these services are financed primarily through user charges.

Muskingum County, Ohio
Schedule of Revenues, Expenses, and Changes
In Fund Equity - Budget (Non-GAAP Basis) and Actual
Sewer Fund
For the Year Ended December 31, 2012

	Final Budget	Actual	Variance Positive (Negative)
Revenues			
Charges for Services	\$4,480,242	\$4,294,365	(\$185,877)
Tap-In Fees	403,791	304,015	(99,776)
Grants	666,999	42,955	(624,044)
Refunding Bonds Issued	940,000	940,000	0
Premium on Debt Issued	41,570	41,018	(552)
Proceeds from OWDA Loans	830,372	395,888	(434,484)
Bond Anticipation Notes Issued	1,200,000	0	(1,200,000)
Proceeds from Interfund Activity Notes	5,100,839	5,100,000	(839)
Other	6,950	7,300	350
<i>Total Revenues</i>	<u>13,670,763</u>	<u>11,125,541</u>	<u>(2,545,222)</u>
Expenses			
Personal Services	571,324	424,443	146,881
Contractual Services	3,722,662	2,506,504	1,216,158
Materials and Supplies	204,118	132,206	71,912
Capital Outlay	307,103	281,867	25,236
Other Operating Expenses	17,293	11,271	6,022
Debt Service:			
Principal Retirement	7,824,435	7,810,034	14,401
Interest and Fiscal Charges	1,029,610	1,022,723	6,887
Issuance Costs	34,076	34,017	59
<i>Total Expenses</i>	<u>13,710,621</u>	<u>12,223,065</u>	<u>1,487,556</u>
<i>Excess of Revenues Under Expenses</i>	(39,858)	(1,097,524)	(1,057,666)
Transfers In	2,106,862	718,584	(1,388,278)
Transfers Out	(1,588,778)	(49,638)	1,539,140
<i>Net Change in Fund Equity</i>	478,226	(428,578)	(906,804)
Fund Equity at Beginning of Year	5,463,934	5,463,934	0
Prior Year Encumbrances Appropriated	<u>233,318</u>	<u>233,318</u>	<u>0</u>
<i>Fund Equity at End of Year</i>	<u><u>\$6,175,478</u></u>	<u><u>\$5,268,674</u></u>	<u><u>(\$906,804)</u></u>

Muskingum County, Ohio
Schedule of Revenues, Expenses, and Changes
In Fund Equity - Budget (Non-GAAP Basis) and Actual
Water Fund
For the Year Ended December 31, 2012

	Final Budget	Actual	Variance Positive (Negative)
Revenues			
Charges for Services	\$3,673,550	\$3,868,154	\$194,604
Tap-In Fees	121,000	124,862	3,862
Grants	1,637,000	688,480	(948,520)
Utility Deposits Received	18,000	18,375	375
Proceeds from OWDA Loans	1,853,286	533,352	(1,319,934)
Other Non-Operating Revenues	67,300	128,450	61,150
<i>Total Revenues</i>	<u>7,370,136</u>	<u>5,361,673</u>	<u>(2,008,463)</u>
Expenses			
Personal Services	849,534	799,495	50,039
Contractual Services	3,653,140	2,537,038	1,116,102
Materials and Supplies	860,400	783,177	77,223
Capital Outlay	146,750	102,773	43,977
Other Operating Expenses	20,281	16,015	4,266
Utility Deposits Returned	6,045	2,148	3,897
Utility Deposits Applied	13,600	12,474	1,126
Debt Service:			
Principal Retirement	934,383	868,224	66,159
Interest and Fiscal Charges	331,704	312,556	19,148
<i>Total Expenses</i>	<u>6,815,837</u>	<u>5,433,900</u>	<u>1,381,937</u>
<i>Excess of Revenues Over (Under) Expenses</i>	554,299	(72,227)	(626,526)
Advances In	0	10,000	10,000
Transfers In	812,803	7,378	(805,425)
Transfers Out	(802,325)	(2,619)	799,706
<i>Net Change in Fund Equity</i>	564,777	(57,468)	(622,245)
Fund Equity at Beginning of Year	2,789,368	2,789,368	0
Prior Year Encumbrances Appropriated	354,792	354,792	0
<i>Fund Equity at End of Year</i>	<u>\$3,708,937</u>	<u>\$3,086,692</u>	<u>(\$622,245)</u>

INTERNAL SERVICE FUNDS

The Internal Service Funds are used to account for the financing on a cost-reimbursement basis of services provided by the self-insurance funds to other County departments and agencies. Charges to the user departments and agencies are intended to recover total costs.

Self-Insurance Health Fund - To account for employee health care benefits and claims related to this self-insurance program.

Self-Insurance Workers' Compensation Fund - To account for claims and administrative expenses of the County's workers' compensation retrospective-rating program.

Muskingum County, Ohio
Combining Statement of Fund Net Position
Internal Service Funds
December 31, 2012

	Self-Insurance Health	Self-Insurance Workers' Compensation	Totals
Assets			
Current Assets:			
Equity in Pooled Cash and Cash Equivalents	\$69,701	\$1,802,227	\$1,871,928
Receivables:			
Intergovernmental	0	61,850	61,850
Accounts	64,871	0	64,871
Interfund	0	723,857	723,857
<i>Total Assets</i>	<u>134,572</u>	<u>2,587,934</u>	<u>2,722,506</u>
Liabilities			
Current Liabilities:			
Intergovernmental Payable	0	381,265	381,265
Claims Payable	<u>979,437</u>	<u>0</u>	<u>979,437</u>
<i>Total Current Liabilities</i>	979,437	381,265	1,360,702
Long-Term Liabilities (Net of Current Portion):			
Claims Payable	<u>0</u>	<u>324,425</u>	<u>324,425</u>
<i>Total Liabilities</i>	<u>979,437</u>	<u>705,690</u>	<u>1,685,127</u>
Net Position			
Unrestricted (Deficit)	<u>(\$844,865)</u>	<u>\$1,882,244</u>	<u>\$1,037,379</u>

Muskingum County, Ohio
Combining Statement of Revenues, Expenses, and Changes in Fund Net Position
Internal Service Funds
For the Year Ended December 31, 2012

	Self-Insurance Health	Self-Insurance Workers' Compensation	Totals
Operating Revenues			
Charges for Services	\$8,517,731	\$785,008	\$9,302,739
Operating Expenses			
Contractual Services	2,107,892	238,809	2,346,701
Claims	7,046,575	46,116	7,092,691
<i>Total Operating Expenses</i>	<u>9,154,467</u>	<u>284,925</u>	<u>9,439,392</u>
<i>Change in Net Position</i>	(636,736)	500,083	(136,653)
Net Position (Deficit) Beginning of Year	<u>(208,129)</u>	<u>1,382,161</u>	<u>1,174,032</u>
<i>Net Position (Deficit) End of Year</i>	<u><u>(\$844,865)</u></u>	<u><u>\$1,882,244</u></u>	<u><u>\$1,037,379</u></u>

Muskingum County, Ohio
Combining Statement of Cash Flows
Internal Service Funds
For the Year Ended December 31, 2012

	Self-Insurance Health	Self-Insurance Workers' Compensation	Totals
Increase (Decrease) in Cash and Cash Equivalents			
Cash Flows from Operating Activities			
Cash Received from Transactions with Other Funds	\$8,516,312	\$852,473	\$9,368,785
Cash Payments for Goods and Services	(2,107,892)	(373,664)	(2,481,556)
Cash Payments for Claims	(7,184,490)	(168,995)	(7,353,485)
	(776,070)	309,814	(466,256)
<i>Net Cash Provided by (Used for) Operating Activities</i>			
Cash and Cash Equivalents Beginning of Year	845,771	1,492,413	2,338,184
<i>Cash and Cash Equivalents End of Year</i>	\$69,701	\$1,802,227	\$1,871,928
Reconciliation of Operating Income (Loss) to Net Cash Provided by Operating Activities			
Operating Income (Loss)	(\$636,736)	\$500,083	(\$136,653)
Changes in Assets:			
Increase in Accounts Receivable	(64,871)	0	(64,871)
Increase in Intergovernmental Receivable	0	(61,850)	(61,850)
Decrease in Interfund Receivable	0	67,465	67,465
Changes in Liabilities:			
Increase (Decrease) in Claims Payable	(74,463)	2,407	(72,056)
Decrease in Intergovernmental Payable	0	(198,291)	(198,291)
<i>Net Cash Provided by (Used for) Operating Activities</i>	(\$776,070)	\$309,814	(\$466,256)

Muskingum County, Ohio
Schedule of Revenues, Expenses, and Changes
In Fund Equity - Budget (Non-GAAP Basis) and Actual
Self-Insurance Health Fund
For the Year Ended December 31, 2012

	Final Budget	Actual	Variance Positive (Negative)
Revenues			
Charges for Services	\$9,011,200	\$8,516,312	(\$494,888)
Expenses			
Contractual Services	2,120,759	2,107,892	12,867
Claims	7,733,574	7,190,368	543,206
<i>Total Expenses</i>	9,854,333	9,298,260	556,073
<i>Net Change in Fund Equity</i>	(843,133)	(781,948)	61,185
Fund Equity at Beginning of Year	512,638	512,638	0
Prior Year Encumbrances Appropriated	333,133	333,133	0
<i>Fund Equity at End of Year</i>	<u>\$2,638</u>	<u>\$63,823</u>	<u>\$61,185</u>

Muskingum County, Ohio
Schedule of Revenues, Expenses, and Changes
In Fund Equity - Budget (Non-GAAP Basis) and Actual
Self-Insurance Workers' Compensation Fund
For the Year Ended December 31, 2012

	Final Budget	Actual	Variance Positive (Negative)
Revenues			
Charges for Services	\$1,000,000	\$852,473	(\$147,527)
Expenses			
Contractual Services	402,040	373,664	28,376
Claims	717,460	168,995	548,465
<i>Total Expenses</i>	1,119,500	542,659	576,841
<i>Net Change in Fund Equity</i>	(119,500)	309,814	429,314
Fund Equity at Beginning of Year	1,492,413	1,492,413	0
<i>Fund Equity at End of Year</i>	<u>\$1,372,913</u>	<u>\$1,802,227</u>	<u>\$429,314</u>

AGENCY FUNDS

Agency funds are purely custodial (assets equal liabilities) and thus do not involve the measurement of results of operations. The following is a description of the County's agency funds:

Taxes Agency Fund - To account for the collection and distribution of various taxes.

Undivided State Monies Fund - To account for the collection and distribution of local government, local government revenue assistance, gasoline tax, and motor vehicle license monies.

Payroll Fund - To account for payroll, payroll taxes, and other related payroll deductions accumulated for payment to other governmental units and private organizations.

Health Fund - To account for the funds and subfunds of the Board of Health for which the County Auditor is ex-officio fiscal agent.

ADAMH Board (Muskingum Area Board of Alcohol, Drug Addiction, and Mental Health Services) Fund - To account for all revenues and related expenditures for the Six County Alcohol, Drug Addiction, and Mental Health Board for which Muskingum County is the fiscal agent.

Child Support Enforcement Fund - To account for the collection of alimony and child support payments and the distribution of such monies to the court-designated recipients.

Court Fund - To account for Clerk of Courts, Probate, Juvenile, and County Court receipts.

Other Agency Funds

State of Ohio Fund

Local Emergency Planning Fund

Fines Fund

Escrow Fund

Hotel Lodging Tax Fund

Soil and Water Fund

Sheriff Fund

County Home Residents Fund

Children Services Fund

Port Authority Fund

Family and Children First Fund

Federally Owned Entitlement

Land Fund

Powelson Wildlife Fund

USDA Forest Service Fund

Ohio Elections Commission Fund

Muskingum County Park

Commission Fund

Recorder Housing Trust Fund

Law Enforcement Trust Fund

Muskingum County, Ohio
Combining Statement of Changes in Assets and Liabilities
All Agency Funds
For the Year Ended December 31, 2012

	Balance 1/1/12	Additions	Reductions	Balance 12/31/12
Taxes Agency				
Assets				
Equity in Pooled Cash and Cash Equivalents	\$2,360,829	\$84,510,148	\$83,355,368	\$3,515,609
Receivables:				
Intergovernmental	3,571,260	4,811,014	3,571,260	4,811,014
Accounts	3,191,508	3,866,570	3,191,508	3,866,570
Property Taxes	65,658,382	69,449,071	65,658,382	69,449,071
Payments in Lieu of Taxes	278,955	209,561	278,955	209,561
<i>Total Assets</i>	<u>\$75,060,934</u>	<u>\$162,846,364</u>	<u>\$156,055,473</u>	<u>\$81,851,825</u>
Liabilities				
Intergovernmental Payable	\$75,060,934	\$162,846,364	\$156,055,473	\$81,851,825
<i>Total Liabilities</i>	<u>\$75,060,934</u>	<u>\$162,846,364</u>	<u>\$156,055,473</u>	<u>\$81,851,825</u>
Undivided State Monies				
Assets				
Equity in Pooled Cash and Cash Equivalents	\$0	\$11,673,946	\$11,673,946	\$0
Receivables:				
Permissive Motor Vehicle License Tax	3,697	3,370	3,697	3,370
Intergovernmental	3,418,181	3,063,973	3,418,181	3,063,973
<i>Total Assets</i>	<u>\$3,421,878</u>	<u>\$14,741,289</u>	<u>\$15,095,824</u>	<u>\$3,067,343</u>
Liabilities				
Intergovernmental Payable	\$3,421,878	\$14,741,289	\$15,095,824	\$3,067,343
<i>Total Liabilities</i>	<u>\$3,421,878</u>	<u>\$14,741,289</u>	<u>\$15,095,824</u>	<u>\$3,067,343</u>
Payroll				
Assets				
Equity in Pooled Cash and Cash Equivalents	\$287,711	\$15,484,685	\$15,498,510	\$273,886
<i>Total Assets</i>	<u>\$287,711</u>	<u>\$15,484,685</u>	<u>\$15,498,510</u>	<u>\$273,886</u>
Liabilities				
Deposits Held and Due to Others	\$287,711	\$15,484,685	\$15,498,510	\$273,886
<i>Total Liabilities</i>	<u>\$287,711</u>	<u>\$15,484,685</u>	<u>\$15,498,510</u>	<u>\$273,886</u>

(continued)

Muskingum County, Ohio
Combining Statement of Changes in Assets and Liabilities
All Agency Funds (Continued)
For the Year Ended December 31, 2012

	Balance 1/1/12	Additions	Reductions	Balance 12/31/12
Health				
Assets				
Equity in Pooled Cash and Cash Equivalents	\$3,737,807	\$5,509,710	\$4,716,117	\$4,531,400
Receivables:				
Intergovernmental	137,651	131,183	137,651	131,183
Property Taxes	2,530,911	2,408,104	2,530,911	2,408,104
Payments in Lieu of Taxes	8,389	6,624	8,389	6,624
<i>Total Assets</i>	<u>\$6,414,758</u>	<u>\$8,055,621</u>	<u>\$7,393,068</u>	<u>\$7,077,311</u>
Liabilities				
Intergovernmental Payable	\$6,414,758	\$8,055,621	\$7,393,068	\$7,077,311
<i>Total Liabilities</i>	<u>\$6,414,758</u>	<u>\$8,055,621</u>	<u>\$7,393,068</u>	<u>\$7,077,311</u>
ADAMH Board				
Assets				
Equity in Pooled Cash and Cash Equivalents	\$7,341,751	\$16,144,162	\$17,021,473	\$6,464,440
<i>Total Assets</i>	<u>\$7,341,751</u>	<u>\$16,144,162</u>	<u>\$17,021,473</u>	<u>\$6,464,440</u>
Liabilities				
Undistributed Monies	\$7,341,751	\$16,144,162	\$17,021,473	\$6,464,440
<i>Total Liabilities</i>	<u>\$7,341,751</u>	<u>\$16,144,162</u>	<u>\$17,021,473</u>	<u>\$6,464,440</u>
Child Support Enforcement				
Assets				
Cash and Cash Equivalents in Segregated Accounts	\$10,986	\$1,373,323	\$1,373,393	\$10,916
<i>Total Assets</i>	<u>\$10,986</u>	<u>\$1,373,323</u>	<u>\$1,373,393</u>	<u>\$10,916</u>
Liabilities				
Undistributed Monies	\$10,986	\$1,373,323	\$1,373,393	\$10,916
<i>Total Liabilities</i>	<u>\$10,986</u>	<u>\$1,373,323</u>	<u>\$1,373,393</u>	<u>\$10,916</u>

(continued)

Muskingum County, Ohio
Combining Statement of Changes in Assets and Liabilities
All Agency Funds (Continued)
For the Year Ended December 31, 2012

Court	<u>Balance 1/1/12</u>	<u>Additions</u>	<u>Reductions</u>	<u>Balance 12/31/12</u>
Assets				
Cash and Cash Equivalents in Segregated Accounts	\$597,760	\$13,454,322	\$13,282,230	\$769,852
Receivables:				
Intergovernmental Receivable	2,433	1,223	2,433	1,223
Accounts Receivable	175,115	400,225	175,115	400,225
<i>Total Assets</i>	<u><u>\$775,308</u></u>	<u><u>\$13,855,770</u></u>	<u><u>\$13,459,778</u></u>	<u><u>\$1,171,300</u></u>
Liabilities				
Intergovernmental Payable	\$2,433	\$1,223	\$2,433	\$1,223
Undistributed Monies	772,875	13,854,547	13,457,345	1,170,077
<i>Total Liabilities</i>	<u><u>\$775,308</u></u>	<u><u>\$13,855,770</u></u>	<u><u>\$13,459,778</u></u>	<u><u>\$1,171,300</u></u>
State of Ohio				
Assets				
Equity in Pooled Cash and Cash Equivalents	\$0	\$179,373	\$179,373	\$0
<i>Total Assets</i>	<u><u>\$0</u></u>	<u><u>\$179,373</u></u>	<u><u>\$179,373</u></u>	<u><u>\$0</u></u>
Liabilities				
Intergovernmental Payable	\$0	\$179,373	\$179,373	\$0
<i>Total Liabilities</i>	<u><u>\$0</u></u>	<u><u>\$179,373</u></u>	<u><u>\$179,373</u></u>	<u><u>\$0</u></u>
Local Emergency Planning				
Assets				
Equity in Pooled Cash and Cash Equivalents	\$23,756	\$51,444	\$46,534	\$28,666
<i>Total Assets</i>	<u><u>\$23,756</u></u>	<u><u>\$51,444</u></u>	<u><u>\$46,534</u></u>	<u><u>\$28,666</u></u>
Liabilities				
Intergovernmental Payable	\$23,756	\$51,444	\$46,534	\$28,666
<i>Total Liabilities</i>	<u><u>\$23,756</u></u>	<u><u>\$51,444</u></u>	<u><u>\$46,534</u></u>	<u><u>\$28,666</u></u>

(continued)

Muskingum County, Ohio
Combining Statement of Changes in Assets and Liabilities
All Agency Funds (Continued)
For the Year Ended December 31, 2012

	Balance 1/1/12	Additions	Reductions	Balance 12/31/12
Fines				
Assets				
Equity in Pooled Cash and Cash Equivalents	\$28,107	\$360,840	\$361,511	\$27,436
<i>Total Assets</i>	<u>\$28,107</u>	<u>\$360,840</u>	<u>\$361,511</u>	<u>\$27,436</u>
Liabilities				
Intergovernmental Payable	\$28,107	\$360,840	\$361,511	\$27,436
<i>Total Liabilities</i>	<u>\$28,107</u>	<u>\$360,840</u>	<u>\$361,511</u>	<u>\$27,436</u>
Escrow				
Assets				
Equity in Pooled Cash and Cash Equivalents	\$0	\$10,848	\$0	\$10,848
<i>Total Assets</i>	<u>\$0</u>	<u>\$10,848</u>	<u>\$0</u>	<u>\$10,848</u>
Liabilities				
Undistributed Monies	\$0	\$10,848	\$0	\$10,848
<i>Total Liabilities</i>	<u>\$0</u>	<u>\$10,848</u>	<u>\$0</u>	<u>\$10,848</u>
Hotel Lodging Tax				
Assets				
Equity with County Treasurer:				
Equity in Pooled Cash and Cash Equivalents	\$27,572	\$386,580	\$379,056	\$35,096
Receivables:				
Lodging Taxes Receivable	23,371	22,391	23,371	22,391
<i>Total Assets</i>	<u>\$50,943</u>	<u>\$408,971</u>	<u>\$402,427</u>	<u>\$57,487</u>
Liabilities				
Intergovernmental Payable	\$50,943	\$408,971	\$402,427	\$57,487
<i>Total Liabilities</i>	<u>\$50,943</u>	<u>\$408,971</u>	<u>\$402,427</u>	<u>\$57,487</u>

(continued)

Muskingum County, Ohio
Combining Statement of Changes in Assets and Liabilities
All Agency Funds (Continued)
For the Year Ended December 31, 2012

	Balance 1/1/12	Additions	Reductions	Balance 12/31/12
Soil and Water				
Assets				
Equity in Pooled Cash and Cash Equivalents	\$2,067	\$343,127	\$297,038	\$48,156
<i>Total Assets</i>	<u>\$2,067</u>	<u>\$343,127</u>	<u>\$297,038</u>	<u>\$48,156</u>
Liabilities				
Intergovernmental Payable	\$2,067	\$343,127	\$297,038	\$48,156
<i>Total Liabilities</i>	<u>\$2,067</u>	<u>\$343,127</u>	<u>\$297,038</u>	<u>\$48,156</u>
Sheriff				
Assets				
Cash and Cash Equivalents in Segregated Accounts	\$325,592	\$5,193,594	\$5,332,766	\$186,420
<i>Total Assets</i>	<u>\$325,592</u>	<u>\$5,193,594</u>	<u>\$5,332,766</u>	<u>\$186,420</u>
Liabilities				
Undistributed Monies	\$325,592	\$5,193,594	\$5,332,766	\$186,420
<i>Total Liabilities</i>	<u>\$325,592</u>	<u>\$5,193,594</u>	<u>\$5,332,766</u>	<u>\$186,420</u>
County Home Residents				
Assets				
Cash and Cash Equivalents in Segregated Accounts	\$4,498	\$16,308	\$20,806	\$0
<i>Total Assets</i>	<u>\$4,498</u>	<u>\$16,308</u>	<u>\$20,806</u>	<u>\$0</u>
Liabilities				
Undistributed Monies	\$4,498	\$16,308	\$20,806	\$0
<i>Total Liabilities</i>	<u>\$4,498</u>	<u>\$16,308</u>	<u>\$20,806</u>	<u>\$0</u>
Children Services				
Assets				
Cash and Cash Equivalents in Segregated Accounts	\$12,720	\$58,567	\$58,128	\$13,159
<i>Total Assets</i>	<u>\$12,720</u>	<u>\$58,567</u>	<u>\$58,128</u>	<u>\$13,159</u>
Liabilities				
Deposits Held and Due to Others	\$12,720	\$58,567	\$58,128	\$13,159
<i>Total Liabilities</i>	<u>\$12,720</u>	<u>\$58,567</u>	<u>\$58,128</u>	<u>\$13,159</u>

(continued)

Muskingum County, Ohio
Combining Statement of Changes in Assets and Liabilities
All Agency Funds (Continued)
For the Year Ended December 31, 2012

	Balance 1/1/12	Additions	Reductions	Balance 12/31/12
Port Authority				
Assets				
Equity in Pooled Cash and Cash Equivalents	\$35,114	\$9,366,892	\$6,667,200	\$2,734,806
<i>Total Assets</i>	<u>\$35,114</u>	<u>\$9,366,892</u>	<u>\$6,667,200</u>	<u>\$2,734,806</u>
Liabilities				
Intergovernmental Payable	\$35,114	\$9,366,892	\$6,667,200	\$2,734,806
<i>Total Liabilities</i>	<u>\$35,114</u>	<u>\$9,366,892</u>	<u>\$6,667,200</u>	<u>\$2,734,806</u>
Family and Children First				
Assets				
Equity with County Treasurer:				
Equity in Pooled Cash and Cash Equivalents	\$419,650	\$723,295	\$727,091	\$415,854
<i>Total Assets</i>	<u>\$419,650</u>	<u>\$723,295</u>	<u>\$727,091</u>	<u>\$415,854</u>
Liabilities				
Intergovernmental Payable	\$419,650	\$723,295	\$727,091	\$415,854
<i>Total Liabilities</i>	<u>\$419,650</u>	<u>\$723,295</u>	<u>\$727,091</u>	<u>\$415,854</u>
Federally Owned Entitlement Land				
Assets				
Equity with County Treasurer:				
Equity in Pooled Cash and Cash Equivalents	\$0	\$16,212	\$16,212	\$0
<i>Total Assets</i>	<u>\$0</u>	<u>\$16,212</u>	<u>\$16,212</u>	<u>\$0</u>
Liabilities				
Intergovernmental Payable	\$0	\$16,212	\$16,212	\$0
<i>Total Liabilities</i>	<u>\$0</u>	<u>\$16,212</u>	<u>\$16,212</u>	<u>\$0</u>
Powelson Wildlife				
Assets				
Equity with County Treasurer:				
Equity in Pooled Cash and Cash Equivalents	\$0	\$19,142	\$19,142	\$0
<i>Total Assets</i>	<u>\$0</u>	<u>\$19,142</u>	<u>\$19,142</u>	<u>\$0</u>
Liabilities				
Undistributed Monies	\$0	\$19,142	\$19,142	\$0
<i>Total Liabilities</i>	<u>\$0</u>	<u>\$19,142</u>	<u>\$19,142</u>	<u>\$0</u>

(continued)

Muskingum County, Ohio
Combining Statement of Changes in Assets and Liabilities
All Agency Funds (Continued)
For the Year Ended December 31, 2012

	Balance 1/1/12	Additions	Reductions	Balance 12/31/12
USDA Forest Service				
Assets				
Equity in Pooled Cash and Cash Equivalents	\$0	\$42,279	\$42,279	\$0
<i>Total Assets</i>	<u>\$0</u>	<u>\$42,279</u>	<u>\$42,279</u>	<u>\$0</u>
Liabilities				
Undistributed Monies	\$0	\$42,279	\$42,279	\$0
<i>Total Liabilities</i>	<u>\$0</u>	<u>\$42,279</u>	<u>\$42,279</u>	<u>\$0</u>
Ohio Elections Commission				
Assets				
Equity in Pooled Cash and Cash Equivalents	\$0	\$50	\$30	\$20
<i>Total Assets</i>	<u>\$0</u>	<u>\$50</u>	<u>\$30</u>	<u>\$20</u>
Liabilities				
Undistributed Monies	\$0	\$50	\$30	\$20
<i>Total Liabilities</i>	<u>\$0</u>	<u>\$50</u>	<u>\$30</u>	<u>\$20</u>
Muskingum County Park Commission				
Assets				
Equity in Pooled Cash and Cash Equivalents	\$307,049	\$218,344	\$320,616	\$204,777
Intergovernmental Receivable	37,599	26,917	37,599	26,917
<i>Total Assets</i>	<u>\$344,648</u>	<u>\$245,261</u>	<u>\$358,215</u>	<u>\$231,694</u>
Liabilities				
Intergovernmental Payable	\$344,648	\$245,261	\$358,215	\$231,694
<i>Total Liabilities</i>	<u>\$344,648</u>	<u>\$245,261</u>	<u>\$358,215</u>	<u>\$231,694</u>
Recorder Housing Trust				
Assets				
Equity with County Treasurer: Equity in Pooled Cash and Cash Equivalents	\$84,368	\$384,345	\$367,854	\$100,859
<i>Total Assets</i>	<u>\$84,368</u>	<u>\$384,345</u>	<u>\$367,854</u>	<u>\$100,859</u>
Liabilities				
Intergovernmental Payable	\$84,368	\$384,345	\$367,854	\$100,859
<i>Total Liabilities</i>	<u>\$84,368</u>	<u>\$384,345</u>	<u>\$367,854</u>	<u>\$100,859</u>

(continued)

Muskingum County, Ohio
Combining Statement of Changes in Assets and Liabilities
All Agency Funds (Continued)
For the Year Ended December 31, 2012

	Balance 1/1/12	Additions	Reductions	Balance 12/31/12
Law Enforcement Trust				
Assets				
Cash and Cash Equivalents in Segregated Accounts	\$196,476	\$37,683	\$24,587	\$209,572
<i>Total Assets</i>	<u>\$196,476</u>	<u>\$37,683</u>	<u>\$24,587</u>	<u>\$209,572</u>
Liabilities				
Undistributed Monies	\$196,476	\$37,683	\$24,587	\$209,572
<i>Total Liabilities</i>	<u>\$196,476</u>	<u>\$37,683</u>	<u>\$24,587</u>	<u>\$209,572</u>
Total - All Agency Funds				
Assets				
Equity in Pooled Cash and Cash Equivalents	\$14,655,781	\$145,425,422	\$141,689,350	\$18,391,853
Cash and Cash Equivalents in Segregated Accounts	1,148,032	20,133,797	20,091,910	1,189,919
Receivables:				
Permissive Motor Vehicle License Tax	3,697	3,370	3,697	3,370
Intergovernmental	7,167,124	8,034,310	7,167,124	8,034,310
Accounts	3,366,623	4,266,795	3,366,623	4,266,795
Property Taxes	68,189,293	71,857,175	68,189,293	71,857,175
Lodging Taxes	23,371	22,391	23,371	22,391
Payments in Lieu of Taxes	287,344	216,185	287,344	216,185
<i>Total Assets</i>	<u>\$94,841,265</u>	<u>\$249,959,445</u>	<u>\$240,818,712</u>	<u>\$103,981,998</u>
Liabilities				
Intergovernmental Payable	\$85,888,656	\$197,724,257	\$187,970,253	\$95,642,660
Deposits Held and Due to Others	300,431	15,543,252	15,556,638	287,045
Undistributed Monies	8,652,178	36,691,936	37,291,821	8,052,293
<i>Total Liabilities</i>	<u>\$94,841,265</u>	<u>\$249,959,445</u>	<u>\$240,818,712</u>	<u>\$103,981,998</u>

This page intentionally left blank

STATISTICAL SECTION

Statistical Section

This part of Muskingum County, Ohio's comprehensive annual financial report presents detailed information as a context for understanding what the information in the financial statements, note disclosures, and required supplementary information says about the County's overall financial health.

<u>Contents</u>	<u>Page(s)</u>
Financial Trends These schedules contain trend information to help the reader understand how the County's financial performance and well-being have changed over time.	S-2 - S-15
Revenue Capacity These schedules contain information to help the reader assess the County's most significant local revenue sources, sales taxes and property taxes.	S-16 - S-37
Debt Capacity These schedules present information to help the reader assess the affordability of the County's current levels of outstanding debt and the County's ability to issue additional debt in the future.	S-38 - S-47
Economic and Demographic Information These schedules offer economic and demographic indicators to help the reader understand the environment within which the County's financial activities take place and to provide information that facilitates comparisons of financial information over time and among governments.	S-48 - S-49
Operating Information These schedules contain service and infrastructure data to help the reader understand how the information in the County's financial report relates to the services the county provides and the activities it performs.	S-51 - S-65

Sources: Unless otherwise noted, the information in these schedules is derived from the comprehensive annual financial reports for the relevant year.

Muskingum County, Ohio
Net Position by Component
Last Ten Years
(Accrual Basis of Accounting)

	<u>2012 (1)</u>	<u>2011 (1) (2)</u>	<u>2010 (1)</u>	<u>2009</u>	<u>2008 (1)</u>
Governmental Activities					
Net Investment in Capital Assets	\$85,723,050	\$83,557,999	\$80,698,922	\$80,517,562	\$79,175,040
Restricted:					
Capital Projects	1,719,504	1,947,166	2,579,452	2,613,801	3,037,311
Debt Service	67,826	93,590	128,417	214,377	228,502
Road and Bridge Projects	3,302,057	3,347,390	4,310,965	3,067,740	2,736,569
County Home Program	0	3,664,698	2,890,304	2,479,109	2,269,826
Starlight School Program	23,152,485	19,471,349	16,117,511	13,238,602	11,549,535
Children Services Program	7,373,705	7,380,057	6,509,496	5,645,347	4,980,975
Tuberculosis Clinic Program	1,199,415	1,139,562	1,189,198	1,186,522	1,099,670
Court Corrections	1,617,646	0	0	0	0
Titles and Licenses Administration	0	0	0	871,606	789,314
Community Development Program	0	456,036	1,497,385	964,071	348,194
Real Estate Assessment	1,363,677	1,272,123	1,367,538	1,140,507	824,616
Loan Guaranty	0	0	0	925,000	925,000
Other Purposes	5,154,869	5,337,455	5,101,405	4,907,489	4,545,856
Unrestricted	<u>15,497,843</u>	<u>10,198,655</u>	<u>10,017,936</u>	<u>9,007,501</u>	<u>11,794,087</u>
<i>Total Governmental Activities Net Position</i>	<u>146,172,077</u>	<u>137,866,080</u>	<u>132,408,529</u>	<u>126,779,234</u>	<u>124,304,495</u>
Business-Type-Activities					
Net Investment in Capital Assets	44,167,503	37,369,088	38,570,209	34,044,448	34,451,216
Restricted for Debt Service	0	95,010	64,830	37,650	5,010,470
Unrestricted	<u>7,550,243</u>	<u>12,622,712</u>	<u>11,126,841</u>	<u>9,993,794</u>	<u>3,657,690</u>
<i>Total Business-Type Activities Net Position</i>	<u>51,717,746</u>	<u>50,086,810</u>	<u>49,761,880</u>	<u>44,075,892</u>	<u>43,119,376</u>
Primary Government					
Net Investment in Capital Assets	129,890,553	120,927,087	119,269,131	114,562,010	113,626,256
Restricted	44,951,184	44,204,436	41,756,501	37,291,821	38,345,838
Unrestricted	<u>23,048,086</u>	<u>22,821,367</u>	<u>21,144,777</u>	<u>19,001,295</u>	<u>15,451,777</u>
<i>Total Primary Government Net Position</i>	<u>\$197,889,823</u>	<u>\$187,952,890</u>	<u>\$182,170,409</u>	<u>\$170,855,126</u>	<u>\$167,423,871</u>

(1) Restated net position.

(2) GASB Statements No. 63 and 65 implemented for 2012.

<u>2007 (1)</u>	<u>2006 (1)</u>	<u>2005 (1)</u>	<u>2004</u>	<u>2003 (1)</u>
\$77,591,877	\$76,740,170	\$76,094,042	\$77,365,818	\$75,944,372
2,220,054	2,375,999	2,215,117	3,013,426	3,198,163
267,221	483,542	1,260,757	1,410,127	1,335,625
2,927,971	3,207,748	3,419,214	3,729,087	4,532,201
2,071,721	1,241,994	357,905	174,778	214,206
10,129,310	9,642,176	9,861,887	9,845,805	9,649,329
4,737,947	3,541,258	4,438,030	5,432,770	5,263,481
1,019,908	884,865	566,210	611,326	464,654
0	0	0	0	0
769,443	814,920	847,415	769,080	579,034
758,562	461,916	958,527	150,242	743,370
1,009,771	829,013	957,714	891,750	817,006
925,754	925,754	925,000	925,000	925,000
4,940,878	3,668,141	3,944,866	5,193,959	4,539,011
<u>12,519,134</u>	<u>11,275,681</u>	<u>10,248,711</u>	<u>6,626,641</u>	<u>8,981,008</u>
<u>121,889,551</u>	<u>116,093,177</u>	<u>116,095,395</u>	<u>116,139,809</u>	<u>117,186,460</u>
34,445,762	32,714,447	31,666,592	30,313,503	29,677,101
10,470	10,470	10,470	10,470	10,470
<u>6,855,835</u>	<u>7,470,685</u>	<u>5,976,296</u>	<u>7,006,708</u>	<u>7,449,434</u>
<u>41,312,067</u>	<u>40,195,602</u>	<u>37,653,358</u>	<u>37,330,681</u>	<u>37,137,005</u>
112,037,639	109,454,617	107,760,634	107,679,321	105,621,473
31,789,010	28,087,796	29,763,112	32,157,820	32,271,550
<u>19,374,969</u>	<u>18,746,366</u>	<u>16,225,007</u>	<u>13,633,349</u>	<u>16,430,442</u>
<u>\$163,201,618</u>	<u>\$156,288,779</u>	<u>\$153,748,753</u>	<u>\$153,470,490</u>	<u>\$154,323,465</u>

Muskingum County, Ohio
Changes in Net Position
Last Ten Years
(Accrual Basis of Accounting)

	2012	2011	2010	2009	2008
<u>Program Revenues</u>					
Governmental Activities:					
Charges for Services:					
General Government:					
Legislative and Executive	\$4,189,463	\$4,425,087	\$3,866,507	\$3,492,185	\$3,939,014
Judicial	1,540,628	1,464,879	1,431,338	885,815	917,427
Public Safety	1,674,033	1,910,934	1,688,528	2,079,349	2,403,465
Public Works	363,971	274,145	316,028	255,857	782,137
Public Works - Intergovernmental	470,935	467,416	470,739	459,471	0
Health	443,454	466,787	392,007	301,696	360,706
Human Services	3,390,200	3,999,565	3,477,583	3,798,818	3,168,803
Subtotal Charges for Services	<u>12,072,684</u>	<u>13,008,813</u>	<u>11,642,730</u>	<u>11,273,191</u>	<u>11,571,552</u>
Operating Grants, Contributions, and Interest:					
General Government:					
Legislative and Executive	105,929	26,735	12,158	7,196	18,293
Judicial	285,658	286,156	352,514	266,839	240,620
Public Safety	1,226,767	1,605,674	1,987,067	1,200,849	1,537,049
Public Works	5,725,908	5,085,491	5,986,663	5,826,818	5,176,915
Public Works - Intergovernmental	0	0	0	318,000	0
Health	132,602	141,231	179,657	228,908	194,332
Health - Intergovernmental	247,488	292,765	422,404	432,367	455,672
Human Services	16,913,933	17,964,159	20,602,094	24,349,300	24,176,755
Intergovernmental (1)	<u>0</u>	<u>0</u>	<u>0</u>	<u>0</u>	<u>0</u>
Subtotal Operating Grants, Contributions, and Interest	<u>24,638,285</u>	<u>25,402,211</u>	<u>29,542,557</u>	<u>32,630,277</u>	<u>31,799,636</u>
Capital Grants and Contributions:					
General Government:					
Legislative and Executive	11,195	0	12,755	12,855	0
Public Safety	0	15,000	10,590	6,145	0
Public Works	2,775,213	3,661,140	2,687,249	2,482,481	3,577,994
Health	0	0	0	127,988	317,311
Human Services	30,545	4,285	7,320	6,695	0
Intergovernmental (1)	<u>0</u>	<u>0</u>	<u>0</u>	<u>0</u>	<u>0</u>
Subtotal Capital Grants and Contributions	<u>2,816,953</u>	<u>3,680,425</u>	<u>2,717,914</u>	<u>2,636,164</u>	<u>3,895,305</u>
<i>Total Governmental Activities</i>					
<i>Program Revenues</i>	<u>39,527,922</u>	<u>42,091,449</u>	<u>43,903,201</u>	<u>46,539,632</u>	<u>47,266,493</u>
Business-Type Activities:					
Charges for Services:					
Sewer	4,440,771	4,045,853	3,965,398	4,058,592	3,270,669
Water	3,947,121	3,709,276	3,521,022	3,425,848	3,323,046
Subtotal Charges for Services	<u>8,387,892</u>	<u>7,755,129</u>	<u>7,486,420</u>	<u>7,484,440</u>	<u>6,593,715</u>
Capital Grants and Contributions:					
Sewer	42,044	1,369,992	5,362,166	1,833,006	1,665,354
Water	774,992	325,309	71,270	378,145	389,198
Subtotal Capital Grants and Contributions	<u>817,036</u>	<u>1,695,301</u>	<u>5,433,436</u>	<u>2,211,151</u>	<u>2,054,552</u>
<i>Total Business-Type Activities</i>					
<i>Program Revenues</i>	<u>9,204,928</u>	<u>9,450,430</u>	<u>12,919,856</u>	<u>9,695,591</u>	<u>8,648,267</u>
<i>Total Primary Government</i>					
<i>Program Revenues</i>	<u>48,732,850</u>	<u>51,541,879</u>	<u>56,823,057</u>	<u>56,235,223</u>	<u>55,914,760</u>

(1) For years 2003 through 2005 the external portion is reflected as intergovernmental expense.

2007	2006	2005	2004	2003
\$4,324,972	\$3,913,533	\$4,544,842	\$4,719,544	\$4,323,623
929,661	860,604	884,093	778,726	506,124
1,883,628	2,137,503	1,320,769	1,308,618	1,659,948
834,496	843,687	811,425	845,162	661,003
0	0	0	0	0
293,088	409,305	269,313	164,598	161,714
4,302,539	3,693,398	3,146,455	2,561,819	2,460,894
12,568,384	11,858,030	10,976,897	10,378,467	9,773,306
15,053	51,753	848,043	117,299	14,399
243,911	497,576	420,748	519,248	504,463
1,017,639	1,025,285	2,509,690	1,365,587	855,412
5,915,021	5,504,376	5,314,517	4,633,047	6,065,600
0	0	0	0	0
292,029	244,359	117,158	209,345	137,860
357,786	229,599	0	0	0
26,073,047	25,274,545	22,371,395	22,115,538	22,772,249
0	0	223,566	201,328	141,140
33,914,486	32,827,493	31,805,117	29,161,392	30,491,123
0	0	0	0	0
15,202	0	75,292	187,132	15,268
1,219,864	2,103,796	2,286,723	352,680	19,424
0	0	0	0	0
0	64	11	0	0
0	0	0	534,115	1,254,274
1,235,066	2,103,860	2,362,026	1,073,927	1,288,966
47,717,936	46,789,383	45,144,040	40,613,786	41,553,395
2,297,231	2,150,722	1,985,145	1,932,031	1,735,163
3,124,131	2,883,911	2,803,829	2,471,695	2,579,148
5,421,362	5,034,633	4,788,974	4,403,726	4,314,311
1,265,105	2,226,065	1,302,999	938,575	908,274
99,945	1,319,604	213,606	230,040	1,150,375
1,365,050	3,545,669	1,516,605	1,168,615	2,058,649
6,786,412	8,580,302	6,305,579	5,572,341	6,372,960
54,504,348	55,369,685	51,449,619	46,186,127	47,926,355

(continued)

Muskingum County, Ohio
Changes in Net Position (Continued)
Last Ten Years
(Accrual Basis of Accounting)

	2012	2011	2010	2009	2008
<u>Expenses</u>					
Governmental Activities:					
General Government:					
Legislative and Executive	\$9,880,631	\$11,299,400	\$10,556,466	\$10,419,041	\$10,803,364
Judicial	6,503,597	6,579,201	6,314,627	6,649,197	6,536,839
Public Safety	11,557,031	11,485,089	12,277,179	11,417,630	11,009,260
Public Safety - Intergovernmental	0	0	0	0	1,220
Public Works	8,176,610	9,245,923	7,772,558	7,961,677	10,034,274
Public Works - Intergovernmental	442,920	765,623	610,092	1,587,632	1,115,725
Health	1,416,721	1,493,122	1,384,312	1,347,291	1,338,500
Health - Intergovernmental	1,350,575	1,309,950	1,376,193	1,349,916	1,424,887
Human Services	29,716,789	30,669,642	32,352,933	38,447,072	37,745,451
Economic Development and Assistance	0	0	0	0	0
Intergovernmental (1)	0	0	0	0	0
Interest and Fiscal Charges	658,069	549,992	567,813	651,269	843,330
<i>Total Governmental Activities Expenses</i>	<u>69,702,943</u>	<u>73,397,942</u>	<u>73,212,173</u>	<u>79,830,725</u>	<u>80,852,850</u>
Business-Type Activities:					
Sewer	4,360,094	5,176,037	3,790,920	5,479,802	4,394,477
Water	4,023,353	3,698,531	3,541,499	3,327,130	3,015,312
<i>Total Business-Type Activities Expenses</i>	<u>8,383,447</u>	<u>8,874,568</u>	<u>7,332,419</u>	<u>8,806,932</u>	<u>7,409,789</u>
<i>Total Primary Government Program Expenses</i>	<u>78,086,390</u>	<u>82,272,510</u>	<u>80,544,592</u>	<u>88,637,657</u>	<u>88,262,639</u>
Net (Expense) Revenue					
Governmental Activities	(30,175,021)	(31,306,493)	(29,308,972)	(33,291,093)	(33,586,357)
Business-Type Activities	821,481	575,862	5,587,437	888,659	1,238,478
<i>Total Primary Government Net Expense</i>	<u>(29,353,540)</u>	<u>(30,730,631)</u>	<u>(23,721,535)</u>	<u>(32,402,434)</u>	<u>(32,347,879)</u>

(1) For years 2003 through 2005 the external portion is reflected as intergovernmental expense.

<u>2007</u>	<u>2006</u>	<u>2005</u>	<u>2004</u>	<u>2003</u>
\$10,093,026	\$9,926,117	\$9,466,507	\$10,640,486	\$10,702,124
6,474,827	6,253,392	5,651,972	5,344,175	5,381,347
10,841,659	10,823,005	10,817,063	9,416,728	8,771,477
39,178	0	0	0	0
8,941,613	11,314,742	10,353,129	7,656,460	6,564,687
971,299	0	0	0	0
1,358,932	2,270,163	1,272,279	1,232,031	1,320,856
1,346,941	229,599	0	0	0
40,249,996	36,982,530	36,853,288	35,310,650	34,610,003
0	0	0	49,388	210,829
0	0	1,502,161	1,814,782	3,181,411
790,269	803,774	825,361	844,015	993,640
<u>81,107,740</u>	<u>78,603,322</u>	<u>76,741,760</u>	<u>72,308,715</u>	<u>71,736,374</u>
3,318,613	3,254,399	4,090,519	2,968,027	2,685,186
2,827,804	2,775,820	2,984,872	2,666,568	2,334,739
<u>6,146,417</u>	<u>6,030,219</u>	<u>7,075,391</u>	<u>5,634,595</u>	<u>5,019,925</u>
<u>87,254,157</u>	<u>84,633,541</u>	<u>83,817,151</u>	<u>77,943,310</u>	<u>76,756,299</u>
(33,389,804)	(31,813,939)	(31,597,720)	(31,694,929)	(30,182,979)
639,995	2,550,083	(769,812)	(62,254)	1,353,035
<u>(32,749,809)</u>	<u>(29,263,856)</u>	<u>(32,367,532)</u>	<u>(31,757,183)</u>	<u>(28,829,944)</u>

(continued)

Muskingum County, Ohio
Changes in Net Position (Continued)
Last Ten Years
(Accrual Basis of Accounting)

	2012	2011	2010	2009	2008
General Revenues and Other Changes in Net Position					
Governmental Activities:					
Property Taxes Levied for General Purposes	\$3,262,939	\$3,154,409	\$2,883,898	\$2,817,269	\$2,906,561
Property Taxes Levied for Public Safety	449,364	422,054	365,236	358,184	372,582
Property Taxes Levied for Health	1,651,283	1,572,838	1,401,482	1,375,444	1,423,902
Property Taxes Levied for Human Services	12,378,806	12,633,678	11,377,151	11,175,246	11,553,094
Sales Taxes, Levied for General Purposes	16,091,980	15,545,873	14,683,620	15,240,831	14,690,308
Grants and Entitlements not Restricted to Specific Programs	2,016,892	2,055,775	2,463,062	2,125,238	2,305,383
Gifts and Donations not Restricted to Specific Programs	1,900,770	0	0	0	0
Investment Earnings	499,606	821,921	735,554	1,110,432	2,019,320
Payments in Lieu of Taxes (1)	319,733	349,593	346,541	374,904	0
Gain on Sale of Capital Assets	0	7,325	0	0	0
Miscellaneous	583,350	932,318	714,791	1,210,172	850,742
<i>Total Governmental Activities</i>	<u>39,154,723</u>	<u>37,495,784</u>	<u>34,971,335</u>	<u>35,787,720</u>	<u>36,121,892</u>
Business-Type Activities:					
Investment Earnings	0	0	0	0	0
Miscellaneous	135,750	62,087	65,483	45,969	43,025
<i>Total Business-Type Activities</i>	<u>135,750</u>	<u>62,087</u>	<u>65,483</u>	<u>45,969</u>	<u>43,025</u>
<i>Total Primary Government General Revenues</i>	<u>39,290,473</u>	<u>37,557,871</u>	<u>35,036,818</u>	<u>35,833,689</u>	<u>36,164,917</u>
Increase (Decrease) Before Transfers					
Governmental Activities	8,979,702	6,189,291	5,662,363	2,496,627	2,535,535
Business-Type Activities	957,231	637,949	5,652,920	934,628	1,281,503
<i>Total Primary Government Increase (Decrease) Before Transfers</i>	<u>9,936,933</u>	<u>6,827,240</u>	<u>11,315,283</u>	<u>3,431,255</u>	<u>3,817,038</u>
Transfers In (Out)					
Governmental Activities	(673,705)	25,268	(33,068)	(21,888)	30,645
Business-Type Activities	673,705	(25,268)	33,068	21,888	(30,645)
Increase (Decrease) After Transfers					
Governmental Activities	8,305,997	6,214,559	5,629,295	2,474,739	2,566,180
Business-Type Activities	1,630,936	612,681	5,685,988	956,516	1,250,858
Restatements	0	0	0	0	405,215
<i>Total Primary Government Increase (Decrease) After Transfers</i>	<u>\$9,936,933</u>	<u>\$6,827,240</u>	<u>\$11,315,283</u>	<u>\$3,431,255</u>	<u>\$4,222,253</u>

(1) During 2008, this revenue was reported as earned in the year that the exchange transaction occurred.

2007	2006	2005	2004	2003
\$2,968,705	\$2,686,036	\$2,629,977	\$2,628,212	\$2,417,067
392,732	396,773	395,525	401,368	381,621
1,471,298	1,475,270	1,375,532	1,373,067	1,310,675
9,647,924	7,238,605	7,411,572	7,741,265	7,320,364
14,691,023	14,774,019	14,152,780	13,935,524	13,816,525
1,969,306	1,921,577	1,801,309	1,808,232	1,830,285
0	0	0	0	0
3,524,198	3,117,217	1,942,630	1,170,550	1,064,382
270,415	491,029	794,915	423,048	388,076
85,975	632	0	0	0
474,622	518,725	1,038,882	825,519	767,335
<u>35,496,198</u>	<u>32,619,883</u>	<u>31,543,122</u>	<u>30,306,785</u>	<u>29,296,330</u>
0	43,495	47,928	2,531	42,109
78,656	64,614	18,723	24,230	44,901
<u>78,656</u>	<u>108,109</u>	<u>66,651</u>	<u>26,761</u>	<u>87,010</u>
<u>35,574,854</u>	<u>32,727,992</u>	<u>31,609,773</u>	<u>30,333,546</u>	<u>29,383,340</u>
2,106,394	805,944	(54,598)	(1,388,144)	(886,649)
718,651	2,658,192	(703,161)	(35,493)	1,440,045
<u>2,825,045</u>	<u>3,464,136</u>	<u>(757,759)</u>	<u>(1,423,637)</u>	<u>553,396</u>
44,023	43,824	10,184	(229,169)	(537,210)
(44,023)	(43,824)	(10,184)	229,169	537,210
2,150,417	849,768	(44,414)	(1,617,313)	(1,423,859)
674,628	2,614,368	(713,345)	193,676	1,977,255
<u>4,087,794</u>	<u>(924,110)</u>	<u>1,036,022</u>	<u>570,662</u>	<u>0</u>
<u>\$6,912,839</u>	<u>\$2,540,026</u>	<u>\$278,263</u>	<u>(\$852,975)</u>	<u>\$553,396</u>

Muskingum County, Ohio
Program Revenues by Program/Activity
Last Ten Years
(Accrual Basis of Accounting)

	<u>2012</u>	<u>2011</u>	<u>2010</u>	<u>2009</u>	<u>2008</u>
<u>Program Revenues</u>					
Governmental Activities:					
General Government:					
Legislative and Executive	\$4,306,587	\$4,451,822	\$3,891,420	\$3,512,236	\$3,957,307
Judicial	1,826,286	1,751,035	1,783,852	1,152,654	1,158,047
Public Safety	2,900,800	3,531,608	3,686,185	3,286,343	3,940,514
Public Works	8,865,092	9,020,776	8,989,940	8,565,156	9,537,046
Public Works - Intergovernmental	470,935	467,416	470,739	777,471	0
Health	576,056	608,018	571,664	658,592	872,349
Health - Intergovernmental	247,488	292,765	422,404	432,367	455,672
Human Services	20,334,678	21,968,009	24,086,997	28,154,813	27,345,558
Intergovernmental	<u>0</u>	<u>0</u>	<u>0</u>	<u>0</u>	<u>0</u>
Total Governmental Activities	<u>39,527,922</u>	<u>42,091,449</u>	<u>43,903,201</u>	<u>46,539,632</u>	<u>47,266,493</u>
Business-Type Activities:					
Sewer	4,482,815	5,415,845	9,327,564	5,891,598	4,936,023
Water	<u>4,722,113</u>	<u>4,034,585</u>	<u>3,592,292</u>	<u>3,803,993</u>	<u>3,712,244</u>
Total Business-Type Activities	<u>9,204,928</u>	<u>9,450,430</u>	<u>12,919,856</u>	<u>9,695,591</u>	<u>8,648,267</u>
<i>Total Primary Government</i>	<u><u>\$48,732,850</u></u>	<u><u>\$51,541,879</u></u>	<u><u>\$56,823,057</u></u>	<u><u>\$56,235,223</u></u>	<u><u>\$55,914,760</u></u>

<u>2007</u>	<u>2006</u>	<u>2005</u>	<u>2004</u>	<u>2003</u>
\$4,340,025	\$3,965,286	\$5,392,885	\$4,836,843	\$4,338,022
1,173,572	1,358,180	1,304,841	1,297,974	1,010,587
2,916,469	3,162,788	3,905,751	2,861,337	2,530,628
7,969,381	8,451,859	8,412,665	5,830,889	6,746,027
0	0	0	0	0
585,117	653,664	386,471	373,943	299,574
357,786	229,599	0	0	0
30,375,586	28,968,007	25,517,861	24,677,357	25,233,143
<u>0</u>	<u>0</u>	<u>223,566</u>	<u>735,443</u>	<u>1,395,414</u>
<u>47,717,936</u>	<u>46,789,383</u>	<u>45,144,040</u>	<u>40,613,786</u>	<u>41,553,395</u>
3,562,336	4,376,787	3,288,144	2,870,606	2,643,437
<u>3,224,076</u>	<u>4,203,515</u>	<u>3,017,435</u>	<u>2,701,735</u>	<u>3,729,523</u>
<u>6,786,412</u>	<u>8,580,302</u>	<u>6,305,579</u>	<u>5,572,341</u>	<u>6,372,960</u>
<u>\$54,504,348</u>	<u>\$55,369,685</u>	<u>\$51,449,619</u>	<u>\$46,186,127</u>	<u>\$47,926,355</u>

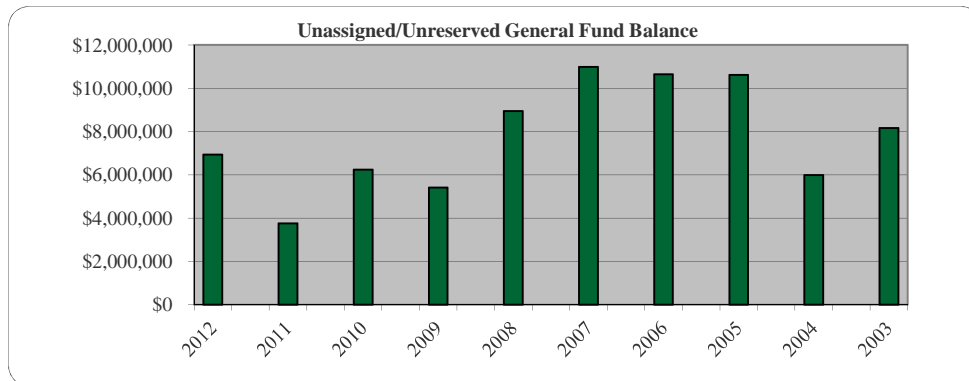
Muskingum County, Ohio
Fund Balances, Governmental Funds
Last Ten Years
(Modified Accrual Basis of Accounting)

	2012	2011 (2)	2010	2009	2008
General Fund					
Reserved	\$0	\$0	\$252,644	\$262,775	\$341,698
Unreserved	0	0	6,246,317	5,418,262	8,945,190
Restatements:					
Nonspendable	552,401	473,922	0	0	0
Committed	15,202	2,696	0	0	0
Assigned	3,832,353	1,581,473	0	0	0
Unassigned	6,932,267	3,761,213	0	0	0
<i>Total General Fund</i>	<u>11,332,223</u>	<u>5,819,304</u>	<u>6,498,961</u>	<u>5,681,037</u>	<u>9,286,888</u>
All Other Governmental Funds					
Reserved	0	0	1,474,781	2,100,230	1,797,038
Unreserved, Undesignated, Reported in:					
Special Revenue Funds	0	0	31,635,209	25,997,566	22,909,366
Debt Service Funds	0	0	241,579	313,574	318,340
Capital Projects Funds	0	0	1,772,312	2,495,060	1,490,362
Restatements:					
Nonspendable	784,930	1,097,727	0	0	0
Restricted	37,876,252	36,616,213	0	0	0
Unassigned (Deficit)	(60,044)	(2,091,889)	0	0	0
<i>Total All Other Governmental Funds</i>	<u>38,601,138</u>	<u>35,622,051</u>	<u>35,123,881</u>	<u>30,906,430</u>	<u>26,515,106</u>
Total Governmental Funds	<u><u>\$49,933,361</u></u>	<u><u>\$41,441,355</u></u>	<u><u>\$41,622,842</u></u>	<u><u>\$36,587,467</u></u>	<u><u>\$35,801,994</u></u>

(1) Restated fund balances.

(2) The change in fund balance accounts occurred due to the implementation of GASB 54 starting in 2011.

Source: County financial records.



<u>2007 (1)</u>	<u>2006 (1)</u>	<u>2005</u>	<u>2004</u>	<u>2003</u>
\$378,747	\$383,552	\$344,616	\$285,459	\$516,056
10,981,307	10,640,274	10,612,813	5,995,210	8,154,432
0	0	0	0	0
0	0	0	0	0
0	0	0	0	0
0	0	0	0	0
<u>11,360,054</u>	<u>11,023,826</u>	<u>10,957,429</u>	<u>6,280,669</u>	<u>8,670,488</u>
2,546,390	3,451,166	3,834,128	3,251,914	3,766,191
19,819,383	18,665,137	18,689,737	20,002,563	19,093,502
362,253	353,265	417,895	570,417	501,079
2,048,048	2,011,922	787,770	2,114,397	2,556,707
0	0	0	0	0
0	0	0	0	0
0	0	0	0	0
<u>24,776,074</u>	<u>24,481,490</u>	<u>23,729,530</u>	<u>25,939,291</u>	<u>25,917,479</u>
<u>\$36,136,128</u>	<u>\$35,505,316</u>	<u>\$34,686,959</u>	<u>\$32,219,960</u>	<u>\$34,587,967</u>

Muskingum County, Ohio
Changes in Fund Balances, Governmental Funds
Last Ten Years
(Modified Accrual Basis of Accounting)

	2012	2011	2010	2009	2008
Revenues					
Property Taxes	\$18,549,342	\$17,055,278	\$16,015,733	\$15,461,077	\$15,826,014
Special Assessments	17,546	29,726	40,781	32,603	67,573
Permissive Sales Taxes	16,245,827	15,131,293	16,343,578	13,482,193	14,764,136
Permissive Motor Vehicle License Tax (2)	470,935	467,416	470,739	459,471	458,191
Charges for Services	9,654,812	9,880,316	8,933,314	8,782,461	9,750,191
Licenses and Permits	763,396	651,585	671,369	539,978	459,407
Fines and Forfeitures	785,895	725,047	807,805	639,660	662,245
Intergovernmental	30,069,779	30,438,261	32,818,530	35,653,661	37,459,763
Interest	525,139	921,735	755,769	1,147,205	2,019,140
Payments in Lieu of Taxes	375,152	323,445	359,845	277,862	232,920
Rent	538,541	801,874	641,485	776,795	580,667
Contributions and Donations	1,942,434	45,659	88,012	335,334	89,388
Other	574,288	937,589	698,479	1,210,482	846,789
<i>Total Revenues</i>	<u>80,513,086</u>	<u>77,409,224</u>	<u>78,645,439</u>	<u>78,798,782</u>	<u>83,216,424</u>
Expenditures					
Current:					
General Government:					
Legislative and Executive	8,975,753	9,611,199	9,052,971	8,792,721	9,663,801
Judicial	6,427,692	6,602,191	6,305,938	6,293,337	6,471,578
Public Safety	11,189,319	11,466,363	11,855,803	10,997,541	10,723,990
Public Works	9,511,035	10,841,795	7,996,360	8,616,846	10,774,462
Health	1,355,235	1,439,056	1,342,169	1,284,884	1,289,849
Human Services	29,295,105	30,963,798	32,280,921	38,152,557	37,869,691
Economic Development and Assistance	0	0	0	0	0
Capital Outlay	204,444	2,803,894	1,526,384	1,304,917	3,059,246
Intergovernmental	1,793,495	2,096,081	1,986,285	2,672,868	2,661,842
Debt Service:					
Principal Retirement	1,376,033	1,421,957	1,572,702	1,302,630	1,232,254
Refunded Bond Anticipation Note Redeemed	400,000	50,000	0	25,000	0
Bond Issuance Costs	45,758	0	0	224,964	0
Interest and Fiscal Charges	465,875	532,583	548,665	650,526	826,979
<i>Total Expenditures</i>	<u>71,039,744</u>	<u>77,828,917</u>	<u>74,468,198</u>	<u>80,318,791</u>	<u>84,573,692</u>
<i>Excess of Revenues Over(Under) Expenditures</i>	<u>9,473,342</u>	<u>(419,693)</u>	<u>4,177,241</u>	<u>(1,520,009)</u>	<u>(1,357,268)</u>
Other Financing Sources (Uses)					
Bond Anticipation Notes Issued	0	400,000	467,000	819,000	844,000
Refunding Bonds Issued	1,785,000	0	0	9,425,000	0
OWDA Loans Issued	60,000	0	28,716	85,253	103,507
Premium on General Obligation Bonds Issued	77,727	0	0	165,479	0
Proceeds from the Sale of Capital Assets	15,816	15,025	4,236	13,635	24,947
Inception of Capital Lease	157,029	112,475	858,250	116,370	20,035
Transfers In	8,929,575	4,625,902	3,407,658	5,245,305	5,282,926
General Obligation Bonds Issued	0	0	0	2,270,000	0
Current Refunding Bond Anticipation Note	0	(400,000)	(467,000)	(1,171,000)	0
Payment to Refunded Bond Escrow Agent	(1,977,837)	0	0	(6,223,607)	0
Current Refunding	0	0	0	(3,172,760)	0
Transfers Out	(9,603,280)	(4,515,196)	(3,440,726)	(5,267,193)	(5,252,281)
<i>Total Other Financing Sources (Uses)</i>	<u>(555,970)</u>	<u>238,206</u>	<u>858,134</u>	<u>2,305,482</u>	<u>1,023,134</u>
Special Item - Abandoned Operations	(425,366)	0	0	0	0
Restatements	0	0	0	0	0
<i>Net Change in Fund Balances</i>	<u>\$8,492,006</u>	<u>(\$181,487)</u>	<u>\$5,035,375</u>	<u>\$785,473</u>	<u>(\$334,134)</u>
<i>Debt Service as a Percentage of Noncapital Expenditures</i>	3.4%	2.7%	3.0%	2.9%	2.6%

(1) Restated fund balances.

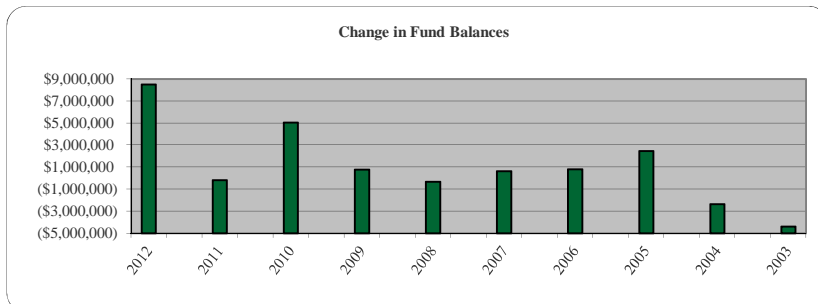
(2) In years prior to 2004, this amount was presented as part of intergovernmental revenue.

(3) In years prior to 2012, the long-term portion of this refunding was presented as an other financing use.

2007 (1)	2006 (1)	2005	2004	2003
\$14,000,618	\$11,541,314	\$11,850,514	\$12,078,589	\$11,427,537
36,625	79,349	84,283	81,692	81,362
14,638,691	14,718,402	14,101,148	14,013,240	13,733,258
459,393	458,632	459,755	468,123	0
10,060,503	9,515,055	8,351,631	8,157,937	7,679,245
425,110	473,557	461,996	524,651	484,334
648,119	702,511	720,587	640,631	701,211
36,597,362	36,472,179	36,991,223	32,498,473	32,234,244
3,536,120	3,180,886	1,970,680	1,184,866	1,118,975
270,415	491,029	794,915	423,048	388,076
579,403	567,038	572,037	585,811	567,197
34,995	115,213	66,695	45,609	36,471
459,425	518,835	1,044,022	781,235	328,777
<u>81,746,779</u>	<u>78,834,000</u>	<u>77,469,486</u>	<u>71,483,905</u>	<u>68,780,687</u>

8,993,171	9,038,287	10,352,334	10,718,679	10,828,545
6,357,236	6,070,880	5,002,932	5,271,766	5,307,299
10,500,341	10,277,448	9,294,114	9,731,514	8,169,253
8,463,265	8,456,678	8,851,644	7,026,708	6,997,696
1,317,105	1,196,040	1,223,480	1,172,102	1,264,062
40,313,877	37,108,362	36,550,271	34,916,010	33,996,146
0	0	0	273,474	599,198
807,370	2,360,829	901,552	1,150,477	876,696
2,357,418	2,827,253	1,502,161	1,814,782	3,181,411
1,209,954	1,109,498	986,730	1,159,173	1,033,840
0	0	0	0	0
0	9,731	0	0	0
792,619	802,685	828,180	846,140	1,003,441
<u>81,112,356</u>	<u>79,257,691</u>	<u>75,493,398</u>	<u>74,080,825</u>	<u>73,257,587</u>
<u>634,423</u>	<u>(423,691)</u>	<u>1,976,088</u>	<u>(2,596,920)</u>	<u>(4,476,900)</u>

0	0	0	0	0
0	0	0	0	281,000
0	0	0	0	0
0	903	0	0	0
99,039	15,959	18,560	16,140	5,685
196,048	435,023	91,500	177,820	25,017
4,800,417	5,675,061	4,910,144	6,893,710	4,970,298
0	860,000	0	0	0
0	0	0	0	0
0	0	0	0	(1,449,251)
0	0	0	0	0
<u>(4,705,495)</u>	<u>(5,631,237)</u>	<u>(4,529,313)</u>	<u>(6,858,737)</u>	<u>(3,751,882)</u>
<u>390,009</u>	<u>1,355,709</u>	<u>490,891</u>	<u>228,933</u>	<u>80,867</u>
0	0	0	0	0
<u>(393,620)</u>	<u>(113,661)</u>	<u>0</u>	<u>0</u>	<u>0</u>
<u>\$630,812</u>	<u>\$818,357</u>	<u>\$2,466,979</u>	<u>(\$2,367,987)</u>	<u>(\$4,396,033)</u>
2.6%	2.5%	2.5%	2.9%	3.2%



Muskingum County, Ohio
Taxable Sales by Industry (Category)
Last Seven Years (1)

	<u>2012</u>	<u>2011</u>	<u>2010</u>	<u>2009</u>
Effective Rate as of December 31	1.50%	1.50%	1.50%	1.50%
Effective Date of Current Tax Rate	April 1, 1993	April 1, 1993	April 1, 1993	April 1, 1993
<u>Collections by Industry:</u>				
Agriculture, Forestry, and Fishing	\$7,011	\$6,394	\$6,489	\$6,357
Mining (3)	18,911	5,431	13,203	0
Utilities (excluding telecommunications)	103,892	79,018	78,084	88,736
Construction	63,611	23,162	24,324	48,448
Manufacturing	506,774	485,422	584,762	785,777
Wholesale Trade	323,340	253,207	230,095	374,642
Retail Trade:				
Motor Vehicle and Parts Dealers (2)	2,692,672	2,353,733	2,232,439	2,165,536
Furniture and Home Furnishings Store	335,001	311,404	297,730	297,671
Electronic and Appliance Stores	237,264	224,838	235,558	270,894
Building Material and Garden Equipment and Supplies	1,438,243	1,273,694	1,243,627	1,325,133
Food and Beverage Stores	696,660	684,096	668,668	673,424
Health and Personal Care Stores	274,032	303,426	344,507	334,223
Gasoline Stations	355,358	346,761	361,174	379,209
Clothing and Clothing Accessories Stores	638,919	584,953	621,948	629,191
Sporting Goods, Hobby, Book, and Music Stores	242,960	232,591	228,124	239,301
General Merchandise Stores	2,328,110	2,316,749	2,364,811	2,373,373
Miscellaneous Store Retailers	1,179,683	1,271,698	1,328,070	1,677,867
Nonstore Retailers	225,685	206,520	192,847	144,892
Transportation and Warehousing	17,031	12,294	10,030	9,049
Information (including telecommunications)	841,049	820,426	821,166	758,406
Finance and Insurance	996,616	883,425	691,834	162,865
Real Estate, and Rental and Leasing of Property	326,722	287,251	273,855	286,021
Professional, Scientific and Technical Services	159,197	126,082	91,259	101,385
Management of Companies (Holding Companies)	8,464	7,964	4,727	3,064
Administrative and Support Services, and Waste Management and Remediation Services	295,857	241,285	241,454	223,880
Education, Health Care and Social Assistance	14,072	10,874	11,649	6,096
Arts, Entertainment, and Recreation	21,631	20,413	14,060	16,375
Accommodation and Food Services	1,277,058	1,230,922	1,240,225	1,170,060
Other Services	338,927	317,115	318,975	320,395
Unclassified (3)	60,640	70,965	117,147	125,141
Total Collections (4)	<u>\$16,025,390</u>	<u>\$14,992,113</u>	<u>\$14,892,841</u>	<u>\$14,997,411</u>

- (1) Information prior to 2006 is not available.
- (2) Sales tax on sales of motor vehicle and watercraft, which is paid via the county clerk of courts, is included in this figure. Thus, tax collected from dealer sales as well as "casual" (consumer-to-consumer) sales are included.
- (3) Industry data is not provided when there are either no businesses within the particular industry or the number of businesses within the industry fall below the reporting threshold. The collections are instead folded into the "Unclassified" category.
- (4) Collections are on a cash basis.

Source: Ohio Department of Taxation

<u>2008</u>	<u>2007</u>	<u>2006</u>
1.50%	1.50%	1.50%
April 1, 1993	April 1, 1993	April 1, 1993
\$3,843	\$3,806	\$6,717
0	0	0
92,661	47,203	51,011
80,955	32,307	17,898
601,289	207,896	128,645
296,620	262,912	303,893
2,195,521	2,325,350	2,437,854
319,808	331,419	312,216
257,019	260,946	248,536
1,466,526	1,484,483	1,497,703
611,993	560,990	551,480
297,164	293,651	319,659
355,043	380,855	380,988
658,176	682,470	675,069
203,535	213,312	233,510
2,340,586	2,506,098	2,488,689
1,703,047	1,874,353	1,967,491
146,907	195,597	215,808
7,117	6,600	6,244
733,477	731,620	682,960
10,242	20,413	20,718
318,311	289,401	312,494
104,181	100,556	108,452
0	0	0
254,646	275,503	298,326
3,913	6,404	50,737
13,584	12,184	10,269
1,131,688	1,099,958	1,116,064
327,578	305,281	257,441
154,876	179,455	73,147
<u>\$14,690,306</u>	<u>\$14,691,023</u>	<u>\$14,774,019</u>

Muskingum County, Ohio
Assessed and Estimated Actual Value of Taxable Property
Last Ten Years

Collection Year	Real Property			Tangible Personal Property	
	Assessed Value		Estimated Actual Value	Public Utility	
	Residential/ Agricultural	Commercial/ Industrial/ Public Utility/ Mineral		Assessed Value	Estimated Actual Value
2012	\$1,143,460,040	\$344,820,650	\$4,252,230,543	\$179,263,290	\$512,180,829
2011	1,139,539,610	315,708,470	4,157,851,657	142,961,480	408,461,371
2010	1,134,591,130	317,856,460	4,149,850,257	80,156,260	229,017,886
2009	1,111,279,110	303,108,550	4,041,107,600	74,554,590	213,013,114
2008	1,098,589,780	292,982,940	3,975,922,057	72,610,030	207,457,229
2007	1,090,909,570	294,946,060	3,959,587,514	79,420,980	226,917,086
2006	931,356,480	265,371,820	3,419,223,714	80,144,210	228,983,457
2005	907,209,640	256,811,540	3,325,774,800	78,147,450	223,278,429
2004	881,187,820	247,803,350	3,248,546,200	77,451,290	221,289,400
2003	882,412,390	226,548,280	2,997,030,486	78,281,320	223,660,914

Real property is reappraised every six years with a State mandated update of the current market value in the third year following each reappraisal.

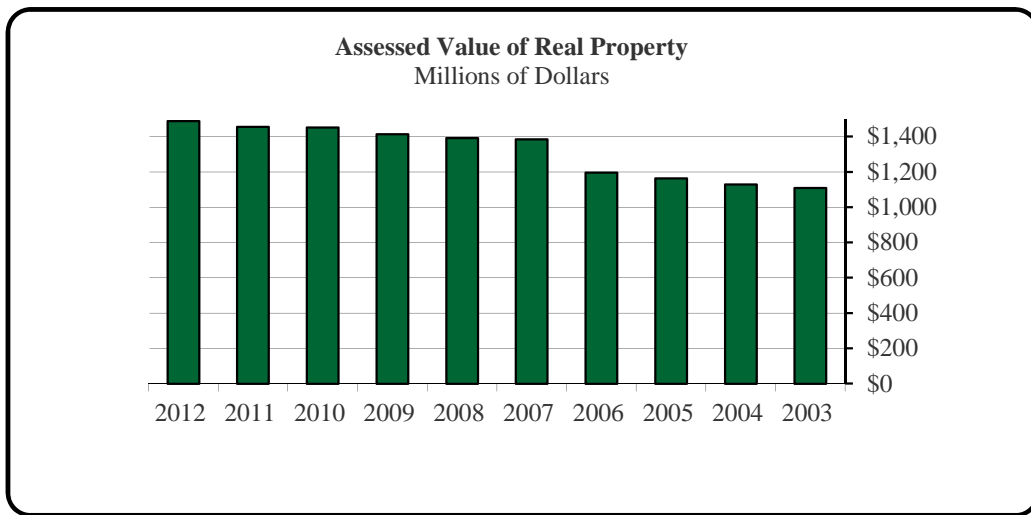
The assessed value of real property (including public utility real property) is 35 percent of estimated true value. The assessed value of public utility personal property ranges from 25 percent of true value for railroad property to 88 percent for electric transmission and distribution property. General business tangible personal property was assessed in previous years at 25 percent for machinery and equipment and 23 percent for inventories. General business tangible personal property tax was phased out beginning in 2006. Both types of general business tangible personal property were assessed at 12.5 for 2007, 6.25 percent for 2008, and zero for 2009. Beginning in 2007, House Bill 66 switched telephone companies from being public utilities to general business taxpayers and began a four year phase out of the tangible personal property tax on local and inter-exchange telephone companies. No tangible personal property taxes were levied or collected in 2010 from general business taxpayers (except telephone companies whose last year to pay tangible personal property is 2010).

The tangible personal property values associated with each year are the values that, when multiplied by the applicable rates, generated the property tax revenue billed in that year. For real property, the amounts generated by multiplying the assessed values by the applicable rates would be reduced by the 10 percent, 2 1/2 percent, and homestead exemptions before being billed. Beginning in the 2006 collection year, the 10 percent rollback for commercial/ industrial property has been eliminated.

Values are shown net of exempt property.

Source: Muskingum County Auditor

Tangible Personal Property General Business		Total			Weighted Average Tax Rate
Assessed Value	Estimated Actual Value	Assessed Value	Estimated Actual Value	Ratio	
\$0	\$0	\$1,667,543,980	\$4,764,411,372	35%	\$12.12
0	0	1,598,209,560	4,566,313,028	35%	12.02
1,555,490	31,109,800	1,534,159,340	4,409,977,943	35%	11.90
2,935,810	29,358,100	1,491,878,060	4,283,478,814	35%	11.95
40,980,620	655,689,920	1,505,163,370	4,839,069,206	31%	12.00
73,372,490	586,979,920	1,538,649,100	4,773,484,520	32%	10.17
108,520,155	578,774,160	1,385,392,665	4,226,981,331	33%	9.22
144,884,340	579,537,360	1,387,052,970	4,128,590,589	34%	9.74
138,312,005	553,248,020	1,344,754,465	4,023,083,620	33%	9.73
142,868,268	571,473,072	1,330,110,258	3,792,164,472	35%	10.06



Muskingum County, Ohio
Property Tax Rates, Direct and Overlapping Governments
(per \$1,000 of assessed value)
Last Ten Years (1)

	2012	2011	2010	2009	2008
<u>Unvoted Millage</u>					
Operating	\$2.150000	\$2.150000	\$2.150000	\$2.150000	\$2.150000
<u>Voted Millage - by levy</u>					
1976 MRDD					
Residential/Agricultural Real	0.000000	0.000000	0.000000	0.000000	0.000000
Commercial/Industrial/Public Utility/Mineral Real	0.000000	0.000000	0.000000	0.000000	0.000000
General Business/Public Utility Personal	0.000000	0.000000	0.000000	0.000000	0.000000
1980 MRDD					
Residential/Agricultural Real	0.000000	0.000000	0.000000	0.000000	0.000000
Commercial/Industrial/Public Utility/Mineral Real	0.000000	0.000000	0.000000	0.000000	0.000000
General Business/Public Utility Personal	0.000000	0.000000	0.000000	0.000000	0.000000
1994 MRDD					
Residential/Agricultural Real	0.911862	0.908938	0.906752	0.915968	0.915436
Commercial/Industrial/Public Utility/Mineral Real	1.447598	1.425924	1.407460	1.400284	1.398944
General Business/Public Utility Personal	2.000000	2.000000	2.000000	2.000000	2.000000
1994 Sheriff Operations					
Residential/Agricultural Real	0.227965	0.227234	0.226688	0.228992	0.228859
Commercial/Industrial/Public Utility/Mineral Real	0.361899	0.356481	0.351865	0.350071	0.349736
General Business/Public Utility Personal	0.500000	0.500000	0.500000	0.500000	0.500000
2006 Children Services					
Residential/Agricultural Real	1.722084	1.716562	1.712434	1.729838	1.728834
Commercial/Industrial/Public Utility/Mineral Real	1.963722	1.934322	1.909276	1.899542	1.897724
General Business/Public Utility Personal	2.000000	2.000000	2.000000	2.000000	2.000000
1998 Mental Health					
Residential/Agricultural Real	0.633417	0.631386	0.629868	0.636270	0.635901
Commercial/Industrial/Public Utility/Mineral Real	0.813257	0.801081	0.790708	0.786677	0.785924
General Business/Public Utility Personal	1.000000	1.000000	1.000000	1.000000	1.000000
2002 Senior Services					
Residential/Agricultural Real	0.406697	0.405393	0.404418	0.408529	0.408292
Commercial/Industrial/Public Utility/Mineral Real	0.468740	0.461722	0.455744	0.453420	0.452987
General Business/Public Utility Personal	0.500000	0.500000	0.500000	0.500000	0.500000
2005 T.B. Clinic					
Residential/Agricultural Real	0.344416	0.343312	0.342486	0.345967	0.345767
Commercial/Industrial/Public Utility/Mineral Real	0.392744	0.386864	0.381855	0.379908	0.379545
General Business/Public Utility Personal	0.400000	0.400000	0.400000	0.400000	0.400000
2005 County Home					
Residential/Agricultural Real	2.152605	2.145702	2.140542	2.162297	2.161043
Commercial/Industrial/Public Utility/Mineral Real	2.454652	2.417902	2.386595	2.374427	2.372155
General Business/Public Utility Personal	2.500000	2.500000	2.500000	2.500000	2.500000
2007 MRDD					
Residential/Agricultural Real	2.986548	2.976972	2.969814	3.000000	3.000000
Commercial/Industrial/Public Utility/Mineral Real	3.000000	3.000000	3.000000	3.000000	3.000000
General Business/Public Utility Personal	3.000000	3.000000	3.000000	3.000000	3.000000
<u>Total Voted Millage - By Type of Property</u>					
Residential/Agricultural Real	9.385594	9.355499	9.333002	9.427861	9.424132
Commercial/Industrial/Public Utility/Mineral Real	10.902612	10.784296	10.683503	10.644329	10.637015
General Business/Public Utility Personal	11.900000	11.900000	11.900000	11.900000	11.900000
<u>Total Millage By Type of Property</u>					
Residential/Agricultural Real	11.535594	11.505499	11.483002	11.577861	11.574132
Commercial/Industrial/Public Utility/Mineral Real	13.052612	12.934296	12.833503	12.794329	12.787015
General Business/Public Utility Personal	14.050000	14.050000	14.050000	14.050000	14.050000

(1) Property tax rates shown are based on the year of collection.

Real property tax rates are reduced so that inflationary increases in value do not generate additional taxes. Real property is reappraised every six years and property values are updated in the third year following each reappraisal.

Source: Muskingum County Auditor

2007	2006	2005	2004	2003
\$2.150000	\$2.150000	\$2.150000	\$2.150000	\$2.150000
0.159972	0.185382	0.185350	0.185354	0.196240
0.329057	0.349062	0.347282	0.345625	0.365586
1.000000	1.000000	1.000000	1.000000	1.000000
0.652350	0.755970	0.755842	0.755858	0.800250
1.052878	1.116886	1.111190	1.105888	1.169758
2.000000	2.000000	2.000000	2.000000	2.000000
0.913860	1.059020	1.058842	1.058866	1.121054
1.389842	1.474336	1.466818	1.459820	1.544132
2.000000	2.000000	2.000000	2.000000	2.000000
0.228465	0.264755	0.264711	0.264717	0.280264
0.347461	0.368584	0.366705	0.364955	0.386033
0.500000	0.500000	0.500000	0.500000	0.500000
1.725858	0.000000	1.255632	1.255660	1.329406
1.885378	0.000000	1.555526	1.548104	1.637514
2.000000	0.000000	2.000000	2.000000	2.000000
0.634806	0.735641	0.735517	0.735533	0.778732
0.780811	0.828280	0.824056	0.820125	0.867491
1.000000	1.000000	1.000000	1.000000	1.000000
0.407589	0.472332	0.472253	0.472263	0.500000
0.450040	0.477400	0.474965	0.472699	0.500000
0.500000	0.500000	0.500000	0.500000	0.500000
0.345172	0.400000	0.294588	0.294594	0.311896
0.377076	0.400000	0.329622	0.328050	0.346996
0.400000	0.400000	0.400000	0.400000	0.400000
2.157323	2.500000	1.472940	1.472972	1.559482
2.356723	2.500000	1.648112	1.640250	1.734982
2.500000	2.500000	2.000000	2.000000	2.000000
0.000000	0.000000	0.000000	0.000000	0.000000
0.000000	0.000000	0.000000	0.000000	0.000000
0.000000	0.000000	0.000000	0.000000	0.000000
7.225395	6.373100	6.495675	6.495817	6.877324
8.969266	7.514548	8.124276	8.085516	8.552492
11.900000	9.900000	11.400000	11.400000	11.400000
9.375395	8.523100	8.645675	8.645817	9.027324
11.119266	9.664548	10.274276	10.235516	10.702492
14.050000	12.050000	13.550000	13.550000	13.550000

(continued)

Muskingum County, Ohio
Property Tax Rates, Direct and Overlapping Governments (Continued)
(per \$1,000 of assessed value)
Last Ten Years (1)

	2012	2011	2010	2009	2008
<u>Overlapping Rates by Taxing District</u>					
<u>Special Districts</u>					
Muskingum County General Health District					
Residential/Agricultural Real	1.311153	1.306949	1.303806	1.317058	1.134535
Commercial/Industrial/Public Utility/Mineral Real	1.437481	1.423445	1.411488	1.406841	1.298935
General Business/Public Utility Personal	1.500000	1.500000	1.500000	1.500000	1.500000
Muskingum County Library System					
Residential/Agricultural Real	0.992324	0.992324	0.989938	0.000000	0.000000
Commercial/Industrial/Public Utility/Mineral Real	1.000000	1.000000	1.000000	0.000000	0.000000
General Business/Public Utility Personal	1.000000	1.000000	1.000000	0.000000	0.000000
<u>School Districts</u>					
East Muskingum Local Schools					
Residential/Agricultural Real	25.953957	25.459837	26.345567	26.446695	26.451721
Commercial/Industrial/Public Utility/Mineral Real	29.457905	27.653795	28.496288	27.728431	27.657707
General Business/Public Utility Personal	38.160000	37.680000	38.560000	38.660000	38.660000
Franklin Local Schools					
Residential/Agricultural Real	23.619727	23.569316	24.168471	24.231739	24.268633
Commercial/Industrial/Public Utility/Mineral Real	24.706529	24.678196	25.229114	25.295789	24.790981
General Business/Public Utility Personal	36.940000	36.940000	37.550000	37.600000	37.600000
Maysville Local Schools					
Residential/Agricultural Real	22.639260	22.597047	22.545202	22.615864	22.608211
Commercial/Industrial/Public Utility/Mineral Real	23.349156	23.264847	23.150732	22.647747	22.716867
General Business/Public Utility Personal	40.150000	40.150000	40.100000	40.150000	40.150000
Tri-Valley Local Schools					
Residential/Agricultural Real	24.479753	24.441136	24.400859	24.651367	24.636550
Commercial/Industrial/Public Utility/Mineral Real	26.928248	26.695185	26.262452	26.367757	26.340592
General Business/Public Utility Personal	40.000000	40.050000	40.100000	40.250000	40.250000
West Muskingum Local Schools					
Residential/Agricultural Real	25.491906	25.503745	25.550003	25.765353	25.714390
Commercial/Industrial/Public Utility/Mineral Real	25.748813	25.610270	25.627406	26.008437	25.882166
General Business/Public Utility Personal	43.390000	43.390000	43.450000	43.650000	43.600000
Zanesville City Schools					
Residential/Agricultural Real	30.409437	30.362244	29.964791	30.052567	29.534905
Commercial/Industrial/Public Utility/Mineral Real	30.976347	30.790204	30.197363	30.325980	29.857789
General Business/Public Utility Personal	50.150000	50.150000	49.850000	49.950000	49.450000
<u>Out of County School Districts</u>					
Licking Valley Local Schools					
Residential/Agricultural Real	25.950017	25.220010	25.270014	25.370012	25.400019
Commercial/Industrial/Public Utility/Mineral Real	25.950022	25.295341	25.331739	25.370011	25.400021
General Business/Public Utility Personal	35.850000	36.120000	36.170000	36.270000	36.300000
Morgan Local Schools					
Residential/Agricultural Real	24.919904	24.920600	24.921988	24.901188	24.821643
Commercial/Industrial/Public Utility/Mineral Real	28.978938	28.590174	28.685518	28.736733	28.871364
General Business/Public Utility Personal	37.630000	37.630000	37.630000	37.600000	37.520000
Riverview Local Schools					
Residential/Agricultural Real	21.003792	20.993409	20.994025	21.042818	21.047589
Commercial/Industrial/Public Utility/Mineral Real	21.402619	21.376338	21.376937	23.024672	23.038673
General Business/Public Utility Personal	31.300000	31.300000	31.300000	31.300000	31.300000
Rolling Hills Local Schools					
Residential/Agricultural Real	24.847845	24.160627	26.496732	26.260007	26.967027
Commercial/Industrial/Public Utility/Mineral Real	25.200000	24.339416	26.660000	26.643595	27.139688
General Business/Public Utility Personal	25.200000	24.750000	26.660000	26.660000	27.250000

(1) Property tax rates shown are based on the year of collection.

Real property tax rates are reduced so that inflationary increases in value do not generate additional taxes. Real property is reappraised every six years and property values are updated in the third year following each reappraisal.

Source: Muskingum County Auditor

2007	2006	2005	2004	2003
1.132581	1.312485	1.312264	1.577010	0.669630
1.290485	1.368919	1.356958	1.720416	0.819779
1.500000	1.500000	1.500000	2.000000	1.000000
0.000000	0.000000	0.000000	0.000000	0.000000
0.000000	0.000000	0.000000	0.000000	0.000000
0.000000	0.000000	0.000000	0.000000	0.000000
26.248595	27.256885	27.158378	27.958434	28.200637
27.093335	28.259392	28.182104	28.919637	29.228597
38.460000	39.110000	39.010000	39.810000	39.810000
24.180875	24.474252	24.693624	25.087114	24.025504
24.600570	24.941178	25.401250	25.463281	24.742780
37.550000	37.650000	37.850000	38.250000	37.100000
22.497883	22.879407	22.973248	23.171321	23.414934
22.551582	23.516904	23.007215	23.175253	23.400013
40.050000	40.350000	40.450000	40.650000	40.850000
24.607715	24.976979	24.975427	24.972244	25.024815
26.332665	25.362713	25.362713	24.980812	25.003058
40.250000	40.550000	40.550000	40.550000	40.550000
25.700022	26.000012	26.100018	26.100027	28.690022
25.700031	26.048178	26.154617	26.100012	28.693449
43.600000	43.900000	44.000000	44.000000	46.590000
28.750027	28.952389	29.350022	29.250007	29.461812
29.059889	30.238922	30.602888	30.553458	31.997496
48.700000	48.900000	49.300000	49.200000	49.380000
25.370013	25.400016	26.030019	26.100018	26.280006
25.370017	25.400013	26.030006	26.100014	26.280013
36.270000	36.300000	36.930000	37.000000	37.180000
24.821702	23.420691	23.421302	23.821984	23.358996
28.617474	27.227286	27.230845	27.630845	27.272304
37.520000	35.970000	35.970000	36.370000	35.860000
21.049664	21.164131	21.184100	21.168821	21.312863
23.127591	23.508785	23.284704	23.022455	25.034588
31.300000	31.300000	31.300000	31.300000	31.300000
25.456579	29.031969	29.034045	29.382748	31.397980
25.468017	29.025634	29.024964	29.372358	31.383896
25.580000	29.100000	29.100000	29.450000	31.400000

(continued)

Muskingum County, Ohio
Property Tax Rates, Direct and Overlapping Governments (Continued)
(per \$1,000 of assessed value)
Last Ten Years (1)

	2012	2011	2010	2009	2008
<u>Overlapping Rates by Taxing District</u>					
<u>Joint Vocational School Districts</u>					
Mid-East Ohio Career and Technology Centers (2)					
Residential/Agricultural Real	3.403210	3.398564	3.395370	2.000002	2.000001
Commercial/Industrial/Public Utility/Mineral Real	3.463468	3.420809	3.422682	2.004351	2.010492
General Business/Public Utility Personal	4.600000	4.600000	4.600000	3.200000	3.200000
Coshocton County Career Center					
Residential/Agricultural Real	2.007357	2.006277	2.006810	2.026250	2.030243
Commercial/Industrial/Public Utility/Mineral Real	2.005680	2.000002	2.000000	2.199462	2.182048
General Business/Public Utility Personal	2.500000	2.500000	2.500000	2.500000	2.500000
Career and Technology Education Centers of Licking County					
Residential/Agricultural Real	2.540000	2.520000	2.500000	2.500000	3.000000
Commercial/Industrial/Public Utility/Mineral Real	2.540000	2.520000	2.500000	2.500000	3.000000
General Business/Public Utility Personal	2.540000	2.500000	2.500000	2.500000	3.000000
<u>Corporations</u>					
Adamsville					
Residential/Agricultural Real	2.650000	2.650000	2.650000	2.650000	2.650000
Commercial/Industrial/Public Utility/Mineral Real	2.650000	2.650000	2.650000	2.650000	2.650000
General Business/Public Utility Personal	2.650000	2.650000	2.650000	2.650000	2.650000
Dresden - Cass Township					
Residential/Agricultural Real	8.600000	8.500000	7.700000	7.499741	3.400000
Commercial/Industrial/Public Utility/Mineral Real	8.600000	8.500000	7.700000	7.500000	3.400000
General Business/Public Utility Personal	8.600000	8.500000	7.700000	7.500000	3.400000
Dresden - Jefferson Township					
Residential/Agricultural Real	9.550000	9.450000	8.650000	8.449741	4.350000
Commercial/Industrial/Public Utility/Mineral Real	9.550000	9.450000	8.650000	8.450000	4.350000
General Business/Public Utility Personal	9.550000	9.450000	8.650000	8.450000	4.350000
Fazeysburg					
Residential/Agricultural Real	7.700000	6.658610	6.654235	6.644485	6.637435
Commercial/Industrial/Public Utility/Mineral Real	7.700000	6.478870	6.479745	6.500155	6.508330
General Business/Public Utility Personal	7.700000	7.150000	7.150000	7.150000	7.150000
Fultonham					
Residential/Agricultural Real	2.200000	2.200000	2.200000	2.200000	2.200000
Commercial/Industrial/Public Utility/Mineral Real	2.200000	2.200000	2.200000	2.200000	2.200000
General Business/Public Utility Personal	2.200000	2.200000	2.200000	2.200000	2.200000
Gratiot					
Residential/Agricultural Real	1.200000	1.200000	1.200000	1.200000	1.200000
Commercial/Industrial/Public Utility/Mineral Real	1.200000	1.200000	1.200000	1.200000	1.200000
General Business/Public Utility Personal	1.200000	1.200000	1.200000	1.200000	1.200000
New Concord - Union Township					
Residential/Agricultural Real	6.295075	6.296979	5.929123	5.929484	5.929696
Commercial/Industrial/Public Utility/Mineral Real	6.300000	6.300000	5.650956	5.651369	5.651370
General Business/Public Utility Personal	6.300000	6.300000	6.300000	6.300000	6.300000
Norwich					
Residential/Agricultural Real	7.800000	7.800000	7.800000	2.800000	6.850710
Commercial/Industrial/Public Utility/Mineral Real	7.795885	7.800000	7.800000	2.800000	6.823365
General Business/Public Utility Personal	7.800000	7.800000	7.800000	2.800000	7.800000
New Concord-Highland Township (3)					
Residential/Agricultural Real	5.045075	5.046979	4.679123	4.679484	4.679696
Commercial/Industrial/Public Utility/Mineral Real	5.050000	5.050000	4.400956	4.401369	4.401370
General Business/Public Utility Personal	5.050000	5.050000	5.050000	5.050000	5.050000

(1) Property tax rates shown are based on the year of collection.

(2) Formerly Mid-East Joint Vocational School District

(3) New district created by Annexation

Real property tax rates are reduced so that inflationary increases in value do not generate additional taxes. Real property is reappraised every six years and property values are updated in the third year following each reappraisal.

Source: Muskingum County Auditor

2007	2006	2005	2004	2003
2.000004	1.999999	2.000002	2.000002	1.999608
1.999999	1.999633	2.007883	1.993825	2.086969
3.200000	3.200000	3.200000	3.200000	3.200000
2.033165	2.249843	2.253910	2.255703	2.490798
2.186273	2.255945	2.251873	2.205218	2.498968
2.500000	2.500000	2.500000	2.500000	2.500000
3.000000	3.000000	3.000000	2.800000	3.000000
3.000000	3.000000	3.000000	2.800000	3.000000
3.000000	3.000000	3.000000	2.800000	3.000000
2.650000	2.650000	2.650000	2.650000	2.650000
2.650000	2.650000	2.650000	2.650000	2.650000
2.650000	2.650000	2.650000	2.650000	2.650000
3.600000	3.900000	4.100000	3.900000	3.900000
3.600000	3.900000	4.100000	3.900000	3.900000
3.600000	3.900000	4.100000	3.900000	3.900000
4.550000	4.850000	5.050000	4.850000	4.850000
4.550000	4.850000	5.050000	4.850000	4.850000
4.550000	4.850000	5.050000	4.850000	4.850000
6.625655	6.601050	5.247502	5.243822	5.324081
6.502020	6.882154	5.946570	5.946570	6.136700
7.150000	7.150000	7.150000	7.150000	7.150000
2.200000	2.200000	2.200000	2.200000	2.200000
2.200000	2.200000	2.200000	2.200000	2.200000
2.200000	2.200000	2.200000	2.200000	2.200000
1.200000	1.200000	1.200000	1.200000	1.200000
1.200000	1.200000	1.200000	1.200000	1.200000
1.200000	1.200000	1.200000	1.200000	1.200000
5.929696	6.300000	5.639110	5.639110	5.807338
5.647248	6.300000	6.174474	6.174474	6.300000
6.300000	6.300000	6.300000	6.300000	6.300000
6.850710	7.535780	7.480780	7.480780	5.937375
6.823365	7.429205	7.429205	7.429205	6.886065
7.800000	7.800000	7.800000	7.800000	7.800000
5.129696	0.000000	0.000000	0.000000	0.000000
4.847248	0.000000	0.000000	0.000000	0.000000
5.500000	0.000000	0.000000	0.000000	0.000000

(continued)

Muskingum County, Ohio
Property Tax Rates, Direct and Overlapping Governments (Continued)
(per \$1,000 of assessed value)
Last Ten Years (1)

	2012	2011	2010	2009	2008
<u>Overlapping Rates by Taxing District</u>					
<u>Corporations</u>					
Philo					
Residential/Agricultural Real	6.044175	6.036201	6.000587	5.971812	5.959996
Commercial/Industrial/Public Utility/Mineral Real	7.103184	6.816190	6.801569	6.801569	6.801570
General Business/Public Utility Personal	10.050000	10.050000	10.050000	10.050000	10.050000
Roseville					
Residential/Agricultural Real	7.909439	7.896769	6.879940	6.874563	6.949359
Commercial/Industrial/Public Utility/Mineral Real	10.127302	10.123981	9.124303	9.124303	9.124303
General Business/Public Utility Personal	11.800000	11.800000	10.800000	10.800000	10.800000
South Zanesville					
Residential/Agricultural Real	2.750000	2.750000	2.750000	2.750000	2.750000
Commercial/Industrial/Public Utility/Mineral Real	2.750000	2.750000	2.750000	2.750000	2.750000
General Business/Public Utility Personal	2.750000	2.750000	2.750000	2.750000	2.750000
Zanesville - Zanesville City Schools and and Tri-Valley Local Schools					
Residential/Agricultural Real	3.400000	3.400000	3.400000	3.400000	3.400000
Commercial/Industrial/Public Utility/Mineral Real	3.400000	3.400000	3.400000	3.400000	3.400000
General Business/Public Utility Personal	3.400000	3.400000	3.400000	3.400000	3.400000
Zanesville - West Muskingum Local Schools					
Residential/Agricultural Real	2.850000	2.850000	2.850000	2.850000	2.850000
Commercial/Industrial/Public Utility/Mineral Real	2.850000	2.850000	2.850000	2.850000	2.850000
General Business/Public Utility Personal	2.850000	2.850000	2.850000	2.850000	2.850000
Zanesville - Falls Township					
Residential/Agricultural Real	0.400000	0.400000	0.400000	0.400000	0.400000
Commercial/Industrial/Public Utility/Mineral Real	0.400000	0.400000	0.400000	0.400000	0.400000
General Business/Public Utility Personal	0.400000	0.400000	0.400000	0.400000	0.400000
Zanesville - Muskingum Township (2)					
Residential/Agricultural Real	1.700000	1.700000	1.700000	1.700000	1.700000
Commercial/Industrial/Public Utility/Mineral Real	1.700000	1.700000	1.700000	1.700000	1.700000
General Business/Public Utility Personal	1.700000	1.700000	1.700000	1.700000	1.700000
<u>Townships</u>					
Adams					
Residential/Agricultural Real	4.295152	4.295640	4.295674	4.349966	4.084429
Commercial/Industrial/Public Utility/Mineral Real	4.350000	4.343639	4.350000	4.350000	4.346628
General Business/Public Utility Personal	4.350000	4.350000	4.350000	4.350000	4.350000
Blue Rock					
Residential/Agricultural Real	4.449684	4.440609	4.445352	4.479888	4.481289
Commercial/Industrial/Public Utility/Mineral Real	4.640554	4.646324	4.646324	4.645084	4.645084
General Business/Public Utility Personal	4.700000	4.700000	4.700000	4.700000	4.700000
Brush Creek					
Residential/Agricultural Real	3.300000	3.300000	3.300000	3.300000	2.900000
Commercial/Industrial/Public Utility/Mineral Real	3.300000	3.300000	3.300000	3.300000	2.900000
General Business/Public Utility Personal	3.300000	3.300000	3.300000	3.300000	2.900000
Cass					
Residential/Agricultural Real	3.239275	3.237220	3.236419	3.249816	3.250000
Commercial/Industrial/Public Utility/Mineral Real	3.250000	3.249914	3.250000	3.250000	3.250000
General Business/Public Utility Personal	3.250000	3.250000	3.250000	3.250000	3.250000
Clay					
Residential/Agricultural Real	3.089806	3.086675	3.085045	3.092158	3.089995
Commercial/Industrial/Public Utility/Mineral Real	3.172224	3.171149	3.171561	3.171561	3.171561
General Business/Public Utility Personal	3.250000	3.250000	3.250000	3.250000	3.250000

(1) Property tax rates shown are based on the year of collection.
(2) New District Created by annexation.

Real property tax rates are reduced so that inflationary increases in value do not generate additional taxes. Real property is reappraised every six years and property values are updated in the third year following each reappraisal.

Source: Muskingum County Auditor

2007	2006	2005	2004	2003
5.955057	6.605225	6.605225	4.103807	6.038554
6.801570	7.227603	7.227603	4.727603	7.998406
10.050000	10.050000	10.050000	7.550000	11.650000
6.944940	7.226932	7.758613	7.717947	7.923810
9.097927	9.399673	10.259915	10.260479	10.588666
10.800000	10.800000	10.800000	10.800000	10.800000
2.750000	2.750000	2.750000	2.750000	2.750000
2.750000	2.750000	2.750000	2.750000	2.750000
2.750000	2.750000	2.750000	2.750000	2.750000
3.400000	3.400000	3.400000	3.400000	3.400000
3.400000	3.400000	3.400000	3.400000	3.400000
3.400000	3.400000	3.400000	3.400000	3.400000
2.850000	2.850000	2.850000	2.850000	2.850000
2.850000	2.850000	2.850000	2.850000	2.850000
2.850000	2.850000	2.850000	2.850000	2.850000
0.400000	0.400000	0.400000	0.400000	0.400000
0.400000	0.400000	0.400000	0.400000	0.400000
0.400000	0.400000	0.400000	0.400000	0.400000
1.700000	0.000000	0.000000	0.000000	0.000000
1.700000	0.000000	0.000000	0.000000	0.000000
1.700000	0.000000	0.000000	0.000000	0.000000
4.084193	4.298281	4.298281	4.298281	3.999401
4.346628	4.350000	4.350000	4.349032	4.345936
4.350000	4.350000	4.350000	4.350000	4.350000
4.370560	3.676537	3.676462	4.343037	4.408252
4.613021	3.689317	3.689317	4.366092	4.395346
4.700000	3.700000	3.700000	4.700000	4.700000
2.900000	2.900000	2.900000	2.900000	2.900000
2.900000	2.900000	2.900000	2.900000	2.900000
2.900000	2.900000	2.900000	2.900000	2.900000
3.258608	3.214928	3.214928	3.214928	3.250000
3.250000	3.235447	3.235447	3.235447	3.250000
3.250000	3.250000	3.250000	3.250000	3.250000
3.089828	3.211291	3.211291	3.211291	3.250000
3.171561	3.244059	3.244059	3.244059	3.250000
3.250000	3.250000	3.250000	3.250000	3.250000

(continued)

Muskingum County, Ohio
Property Tax Rates, Direct and Overlapping Governments (Continued)
(per \$1,000 of assessed value)
Last Ten Years (1)

	2012	2011	2010	2009	2008
<u>Overlapping Rates by Taxing District</u>					
<u>Townships</u>					
Falls					
Residential/Agricultural Real	3.650000	3.648747	3.647567	3.650000	3.447188
Commercial/Industrial/Public Utility/Mineral Real	3.630682	3.650000	3.650000	3.650000	3.484929
General Business/Public Utility Personal	3.650000	3.650000	3.650000	3.650000	3.650000
Harrison					
Residential/Agricultural Real	8.916307	8.886601	8.854614	8.885438	8.881504
Commercial/Industrial/Public Utility/Mineral Real	11.491645	11.424058	11.419128	11.546073	11.546074
General Business/Public Utility Personal	11.800000	11.800000	11.800000	11.800000	11.800000
Highland					
Residential/Agricultural Real	4.349926	4.346240	4.346129	4.389979	4.400000
Commercial/Industrial/Public Utility/Mineral Real	4.400000	4.400000	4.400000	4.400000	4.400000
General Business/Public Utility Personal	4.400000	4.400000	4.400000	4.400000	4.400000
Hopewell					
Residential/Agricultural Real	4.249301	4.246824	4.246497	4.275818	3.501770
Commercial/Industrial/Public Utility/Mineral Real	4.468373	4.474273	4.482934	4.482830	3.895596
General Business/Public Utility Personal	4.850000	4.850000	4.850000	4.850000	4.850000
Jackson					
Residential/Agricultural Real	8.706155	8.695876	7.047245	7.160003	7.151500
Commercial/Industrial/Public Utility/Mineral Real	9.017808	9.049184	7.427082	7.367605	7.368962
General Business/Public Utility Personal	9.650000	8.150000	8.150000	8.150000	8.150000
Jefferson					
Residential/Agricultural Real	4.815689	4.809131	4.804184	4.811428	4.811691
Commercial/Industrial/Public Utility/Mineral Real	4.244546	4.244546	4.244546	4.244546	4.244547
General Business/Public Utility Personal	4.900000	4.900000	4.900000	4.900000	4.900000
Licking					
Residential/Agricultural Real	6.089297	6.081179	6.076988	6.103275	6.101673
Commercial/Industrial/Public Utility/Mineral Real	6.162321	6.168285	6.119385	6.113160	6.113160
General Business/Public Utility Personal	6.250000	6.250000	6.250000	6.250000	6.250000
Madison					
Residential/Agricultural Real	3.929050	3.935802	3.946753	4.000000	3.793113
Commercial/Industrial/Public Utility/Mineral Real	4.000000	0.400000	4.000000	4.000000	3.999929
General Business/Public Utility Personal	4.000000	4.000000	4.000000	4.000000	4.000000
Meigs					
Residential/Agricultural Real	3.638643	3.638420	3.638721	3.651426	3.651186
Commercial/Industrial/Public Utility/Mineral Real	4.250000	4.250000	4.250000	4.250000	4.250000
General Business/Public Utility Personal	4.250000	4.250000	4.250000	4.250000	4.250000
Monroe					
Residential/Agricultural Real	4.643837	4.646425	4.141752	4.200000	3.962954
Commercial/Industrial/Public Utility/Mineral Real	4.700000	4.700000	4.200000	4.200000	4.200000
General Business/Public Utility Personal	4.700000	4.700000	4.200000	4.200000	4.200000
Muskingum					
Residential/Agricultural Real	4.650000	4.645173	4.637838	4.649666	4.650000
Commercial/Industrial/Public Utility/Mineral Real	4.650000	4.650000	4.646722	4.650000	4.650000
General Business/Public Utility Personal	4.650000	4.650000	4.650000	4.650000	4.650000

(1) Property tax rates shown are based on the year of collection.

Real property tax rates are reduced so that inflationary increases in value do not generate additional taxes. Real property is reappraised every six years and property values are updated in the third year following each reappraisal.

Source: Muskingum County Auditor

2007	2006	2005	2004	2003
3.445556	3.572764	3.572658	3.572346	3.446994
3.459367	3.596499	3.599318	3.599318	3.411654
3.650000	3.650000	3.650000	3.650000	3.650000
8.864935	10.101755	10.101755	10.095799	10.452011
11.546074	11.731210	11.422050	11.369498	11.495038
11.800000	11.800000	11.800000	11.800000	11.800000
4.184886	4.345479	4.345479	4.345479	4.400000
4.378531	4.397820	4.397820	4.397820	4.400000
4.400000	4.400000	4.400000	4.400000	4.400000
3.500759	3.623537	3.623391	3.623391	3.665779
3.895596	3.965696	3.965696	3.906720	3.962439
4.850000	4.850000	4.850000	4.850000	4.850000
5.602422	6.112627	5.111429	5.754449	5.927056
5.877010	6.303894	5.303894	6.070143	6.251213
6.850000	6.850000	5.850000	6.850000	6.850000
4.807084	4.900000	2.400000	2.400000	2.400000
4.244547	4.900000	2.400000	2.400000	2.400000
4.900000	4.900000	2.400000	2.400000	2.400000
5.420004	5.803462	5.803049	5.057183	5.178768
5.696458	6.084303	6.084303	5.519400	5.603882
6.250000	6.250000	6.250000	5.750000	5.750000
3.790519	3.984481	3.984481	3.979906	2.081283
3.999929	4.000000	4.000000	4.000000	2.398738
4.000000	4.000000	4.000000	4.000000	2.400000
3.649233	3.874116	3.874116	3.874116	3.941319
4.250000	4.227154	4.227154	4.227154	4.228482
4.250000	4.250000	4.250000	4.250000	4.250000
3.959292	4.159009	4.155500	4.155500	3.900818
4.192467	4.199302	4.199302	4.199302	4.200000
4.200000	4.200000	4.200000	4.200000	4.200000
4.445494	4.582566	3.932528	3.932475	4.000000
4.409335	4.585518	3.935518	3.935518	4.000000
4.650000	4.650000	4.000000	4.000000	4.000000

(continued)

Muskingum County, Ohio
Property Tax Rates, Direct and Overlapping Governments (Continued)
(per \$1,000 of assessed value)
Last Ten Years (1)

	2012	2011	2010	2009	2008
<u>Overlapping Rates by Taxing District</u>					
<u>Townships</u>					
Newton					
Residential/Agricultural Real	5.872511	5.863985	5.861858	5.894420	5.289116
Commercial/Industrial/Public Utility/Mineral Real	7.438640	7.393079	7.383140	7.100597	6.393143
General Business/Public Utility Personal	9.050000	9.050000	9.050000	9.050000	8.450000
Perry					
Residential/Agricultural Real	4.797665	4.792724	4.794035	4.809287	4.811126
Commercial/Industrial/Public Utility/Mineral Real	5.564960	5.515667	5.480453	5.327777	5.313017
General Business/Public Utility Personal	6.200000	6.200000	6.200000	6.200000	6.200000
Rich Hill					
Residential/Agricultural Real	4.143282	4.142801	4.200000	4.200000	4.200000
Commercial/Industrial/Public Utility/Mineral Real	4.200000	4.200000	4.200000	4.200000	4.200000
General Business/Public Utility Personal	4.200000	4.200000	4.200000	4.200000	4.200000
Salem					
Residential/Agricultural Real	3.487304	3.484858	3.484684	3.550000	3.375648
Commercial/Industrial/Public Utility/Mineral Real	3.545023	3.550000	3.550000	3.550000	3.515683
General Business/Public Utility Personal	3.550000	3.550000	3.550000	3.550000	3.550000
Salt Creek					
Residential/Agricultural Real	3.529171	3.524017	3.526761	3.547010	3.547236
Commercial/Industrial/Public Utility/Mineral Real	3.702008	3.702008	3.702008	3.702008	3.702008
General Business/Public Utility Personal	4.000000	4.000000	4.000000	4.000000	4.000000
Springfield					
Residential/Agricultural Real	5.007328	4.880769	4.883296	4.899116	4.902310
Commercial/Industrial/Public Utility/Mineral Real	5.241212	5.206503	5.205282	5.208290	5.232037
General Business/Public Utility Personal	5.350000	5.350000	5.350000	5.350000	5.350000
Union					
Residential/Agricultural Real	4.466650	4.466912	4.465688	4.476997	4.478748
Commercial/Industrial/Public Utility/Mineral Real	4.594638	4.594774	4.516369	4.516369	4.516369
General Business/Public Utility Personal	4.600000	4.600000	4.600000	4.600000	4.600000
Washington					
Residential/Agricultural Real	4.138400	4.132236	4.131990	4.020234	4.020047
Commercial/Industrial/Public Utility/Mineral Real	4.150000	4.150000	4.138369	4.016502	4.038848
General Business/Public Utility Personal	4.150000	4.150000	4.150000	4.150000	4.150000
Wayne					
Residential/Agricultural Real	3.832155	3.831026	3.829902	3.835215	3.834781
Commercial/Industrial/Public Utility/Mineral Real	4.214179	4.208087	4.203841	4.202016	4.202016
General Business/Public Utility Personal	5.000000	5.000000	5.000000	5.000000	5.000000

(1) Property tax rates shown are based on the year of collection.

Real property tax rates are reduced so that inflationary increases in value do not generate additional taxes. Real property is reappraised every six years and property values are updated in the third year following each reappraisal.

Source: Muskingum County Auditor

2007	2006	2005	2004	2003
5.287463	5.819129	5.816654	5.815730	6.023018
6.367673	6.827609	6.827609	6.802415	6.937376
8.450000	8.450000	8.450000	8.450000	8.450000
4.811021	5.004389	5.004389	5.003993	5.129309
5.245736	5.500589	5.500589	5.482436	5.593835
6.200000	6.200000	6.200000	6.200000	6.200000
3.915556	4.150764	4.150764	4.150764	4.200000
4.050234	4.185035	4.185035	4.185035	4.200000
4.200000	4.200000	4.200000	4.200000	4.200000
3.372569	3.504632	3.504632	3.503200	3.251417
3.515683	3.540962	3.540962	3.540962	3.489122
3.550000	3.550000	3.550000	3.550000	3.550000
3.547160	3.663841	3.663841	3.663399	3.696278
3.702008	3.764433	3.764433	3.764433	3.782008
4.000000	4.000000	4.000000	4.000000	4.000000
4.900396	5.309954	4.499918	4.499918	4.612170
5.224410	5.310603	4.872861	4.872861	5.005428
5.350000	5.350000	5.350000	5.350000	5.350000
4.478373	4.600000	3.600000	4.308633	4.349230
4.516369	4.600000	3.600000	4.574102	4.600000
4.600000	4.600000	3.600000	4.600000	4.600000
3.471417	3.671149	3.671149	3.192256	3.269162
3.657154	3.845626	3.845626	3.532992	3.614282
4.150000	4.150000	4.150000	4.150000	4.150000
3.831262	4.008647	4.008540	4.008511	4.144633
4.188905	4.332848	4.332848	4.272608	4.347989
5.000000	5.000000	5.000000	5.000000	5.000000

Muskingum County, Ohio

Principal Taxpayers

Real Estate Tax

2012 and 2003 (1)

Name of Taxpayer	2012	
	Assessed Value	Percent of Real Property Assessed Value
DOLGENCORP Properties, LLC	\$14,023,040	0.94%
Nationwide Health Properties Incorporated	10,201,610	0.69%
Ohio Power Company	7,434,970	0.50%
Colony Square Partners Limited	6,233,790	0.42%
Longaberger Company	5,056,840	0.34%
FOUR B'S	5,003,840	0.34%
Auto Zone	3,487,120	0.23%
Zanesville Country Fair	3,336,320	0.22%
Tamala L. Longaberger	3,176,170	0.21%
Century National Bank	3,135,690	0.21%
Totals	<u>\$61,089,390</u>	<u>4.10%</u>
Total Assessed Valuation	<u>\$1,488,280,690</u>	

Name of Taxpayer	2003	
	Assessed Value	Percent of Real Property Assessed Value
Longaberger Company	\$17,547,450	1.58%
Colony Square Partners Limited	6,395,410	0.58%
DGC Properties, LLC	3,282,240	0.29%
Zanesville Country Fair	2,542,090	0.23%
BV Zanesville, LLC	2,396,670	0.22%
Zandex Incorporated	1,954,730	0.18%
Good Samaritan Medical Center	1,792,900	0.16%
MV/ALG Sandhurst Limited	1,784,720	0.16%
Nocha Group I, LLC	1,740,450	0.16%
The Penn Traffic Company	1,725,890	0.15%
Totals	<u>\$41,162,550</u>	<u>3.71%</u>
Total Assessed Valuation	<u>\$1,108,960,670</u>	

(1) The amounts presented represent the assessed values upon which 2012 and 2003 collections were based.

Source: Muskingum County Auditor

Muskingum County, Ohio
Principal Taxpayers
General Business Tangible Personal Property Tax
2003 (2)

Name of Taxpayer	2003	
	Assessed Value (1)	Percent of Tangible Personal Property Assessed Value
Longaberger Company	\$21,121,870	14.78%
AK Steel Corporation	8,684,690	6.08%
Owens Illinois Incorporated	6,003,480	4.20%
TW Fanch One Company	4,015,730	2.81%
Lear Operations Incorporated	3,804,250	2.66%
Dolgencorp, Incorporated	3,706,430	2.60%
Burnham Corporation	3,123,610	2.19%
Shelly & Sands Corporation	2,938,760	2.06%
Sidwell Materials Corporation	2,675,310	1.87%
Wendy's International Incorporated	2,581,170	1.81%
Total	\$58,655,300	41.06%
Total Assessed Valuation	\$142,868,268	

(1) The amounts presented represent the assessed values upon which 2003 collections were based.
(2) Beginning in 2007, House Bill 66 switched telephone companies from being public utilities to general business taxpayers and began a four year phase out of the tangible personal property tax on local and inter-exchange telephone companies. No tangible personal property taxes were levied or collected in 2009 from general business taxpayers (except telephone companies whose last year to pay tangible personal property tax was 2010).

Source: Muskingum County Auditor

Muskingum County, Ohio
Principal Taxpayers
Public Utilities Tangible Personal Property Tax
2012 and 2003 (1)

Name of Taxpayer	2012	
	Assessed Value	Percent of Public Utility Assessed Value
Rockies Express Pipeline	\$108,580,040	60.57%
Ohio Power Company	50,683,620	28.27%
Guernsey Muskingum Electric Co-op	6,465,750	3.61%
NGO Transmission, Inc.	5,084,720	2.84%
Columbia Gas of Ohio	3,964,780	2.21%
Total	<u>\$174,778,910</u>	<u>97.50%</u>
Total Assessed Valuation	<u><u>\$179,263,290</u></u>	

Name of Taxpayer	2003	
	Assessed Value	Percent of Public Utility Assessed Value
Ohio Power Company	\$37,946,630	48.48%
Ohio Bell Telephone Company	9,615,430	12.28%
National Gas and Oil Co-op	4,533,880	5.79%
Guernsey Muskingum Electric Co-op	4,206,240	5.37%
Texas Eastern Trans Corporation	4,188,060	5.35%
Total	<u>\$60,490,240</u>	<u>77.27%</u>
Total Assessed Valuation	<u><u>\$78,281,320</u></u>	

(1) The amounts presented represent the assessed values upon which 2012 and 2003 collections were based.

Source: Muskingum County Auditor

This page intentionally left blank

Muskingum County, Ohio
Property Tax Levies and Collections (1)
Real and Public Utility and General Business Tangible Personal Property
Last Ten Years

	2012	2011	2010	2009	2008
<u>Real and Public Utility Property</u>					
Tax Levy	\$21,164,546	\$19,794,947	\$18,192,541	\$17,795,876	\$17,481,773
Current Tax Collections	19,438,191	16,867,486	16,848,050	16,659,703	16,575,402
Percent of Current Collections to Levy	91.84%	85.21%	92.61%	93.62%	94.82%
Delinquent Tax Collections (3)	1,015,376	1,489,227	735,605	626,328	783,007
Total Tax Collections	20,453,567	18,356,713	17,583,655	17,286,031	17,358,409
Ratio of Total Collections to Levy	96.64%	92.73%	96.65%	97.14%	99.29%
Outstanding Delinquent Taxes (2)	2,888,616	3,584,990	2,800,717	2,693,395	2,186,187
Ratio of Outstanding Delinquent Taxes to Tax Levy	13.65%	18.11%	15.39%	15.13%	12.51%
<u>General Business Tangible Personal Property</u>					
Tax Levy	\$0	\$0	\$20,624	\$41,248	\$567,273
Total Tax Collections	2,263	3,822	73,183	59,466	609,612
Ratio of Total Collections to Levy	n/a	n/a	354.84%	144.17%	107.46%
Outstanding Delinquent Taxes	68,118	80,370	136,942	469,552	474,373
Ratio of Outstanding Delinquent Taxes to Tax Levy	n/a	n/a	663.99%	1138.36% (4)	83.62%

(1) Figures for Tax Levy and Total Tax Collections include state reimbursement amounts reported as Intergovernmental revenue.

(2) The amounts include all prior year delinquencies and the current year delinquencies.

(3) Delinquent Tax Collections include amounts collected from penalties, interest, and other delinquent collections. The County does not identify delinquent tax collections/information by tax year.

(4) Increase in delinquency percentage is due to the phase out of personal property.

Note: The general business tangible personal property tax including inventory was phased out beginning in 2006. The assessment percentage is 18.75 percent for 2006, 12.5 percent for 2007, 6.25 percent for 2008 and zero for 2009. Beginning in 2007, House Bill 66 switched telephone companies from being public utilities to general business taxpayers and began a four year phase out of the tangible personal property tax on local and interexchange telephone companies. No tangible personal property taxes were levied or collected in 2009 from general business taxpayers (except telephone companies whose last year to pay tangible personal property tax was 2010).

Source: Muskingum County Auditor

2007	2006	2005	2004	2003
\$14,623,157	\$11,468,177	\$11,540,889	\$11,273,615	\$10,909,528
13,711,560	10,873,281	11,002,829	10,780,162	10,359,548
93.77%	94.81%	95.34%	95.62%	94.96%
640,271	524,201	531,770	587,441	519,850
14,351,831	11,397,482	11,534,599	11,367,603	10,879,398
98.14%	99.38%	99.95%	100.83%	99.72%
1,767,530	1,361,364	1,094,193	1,038,013	1,059,341
12.09%	11.87%	9.48%	9.21%	9.71%
\$1,026,475	\$1,301,077	\$1,751,946	\$1,890,447	\$1,907,619
1,118,018	1,406,023	1,979,162	2,009,672	1,972,202
108.92%	108.07%	112.97%	106.31%	103.39%
462,905	389,030	400,831	494,919	400,049
45.10%	29.90%	22.88%	26.18%	20.97%

Muskingum County, Ohio
Ratio of Outstanding Debt to Total
Personal Income and Debt Per Capita
Last Ten Years

Governmental Activities

Year	General Obligation Bonds	Special Assessment OWDA	Special Assessment Bonds	Long-Term Contracts Payable	Energy Conservation Loan	Bond Anticipation Notes	Promissory Note	Issue Two Notes	Capital Leases
2012	\$10,463,165	\$189,575	\$375,740	\$5,587,831	\$0	\$0	\$140,000	\$0	\$609,653
2011	11,496,893	210,579	418,000	6,235,926	0	950,000	280,000	0	732,653
2010	12,276,128	231,467	459,048	8,246,127	0	1,167,000	420,000	0	888,747
2009	13,514,410	252,230	507,134	9,378,635	0	492,000	560,000	0	258,220
2008	12,050,810	225,449	555,220	10,459,447	0	2,727,000	403,256	30,713	327,508
2007	13,000,855	187,623	598,306	11,486,515	0	1,925,000	0	114,068	480,546
2006	13,900,903	253,304	641,392	12,826,924	0	1,000,000	0	218,391	491,220
2005	13,900,000	318,985	679,478	13,801,373	243,561	850,000	0	329,202	201,514
2004	14,725,000	384,666	717,564	14,444,899	316,294	953,000	0	437,829	167,563
2003	15,710,000	450,347	750,650	14,783,391	385,169	195,000	0	227,074	64,735

Note: Details regarding the County's outstanding debt can be found in the Notes to the Financial Statements.

(1) See S48 & S49 for personal income and population data

Business-Type Activities

General Obligation Bonds	Bond Anticipation Notes	Revenue Bonds	OWDA Loan	Total Debt	Percentage of Personal Income (1)	Per Capita (1)
\$17,006,598	\$0	\$0	\$11,225,303	\$45,597,865	2.59%	\$530
17,830,907	700,000	5,329,400	11,139,921	55,324,279	0.03	643
18,081,416	750,000	5,394,300	10,384,703	58,298,936	3.31	677
18,862,008	800,000	5,456,800	8,397,424	58,478,861	3.94	691
17,413,024	5,827,000	5,517,100	5,082,065	60,618,592	4.09	717
18,068,740	5,835,000	530,500	3,699,119	55,926,272	3.77	661
18,704,448	5,380,000	543,700	3,404,578	57,364,860	3.87	678
10,931,625	5,380,000	555,800	3,287,184	50,478,722	3.40	597
11,271,934	2,080,000	566,700	3,318,908	49,384,357	3.33	584
11,612,243	0	577,500	2,659,091	47,415,200	3.20	561

Muskingum County, Ohio
Ratio of General Obligation Bonded Debt to Estimated Actual Property Value
and General Obligation Bonded Debt Per Capita
Last Ten Years

Year	Population (1)	Estimated Actual Property Value	General Obligation Bonded Debt	Ratio of General Obligation Bonded Debt to Estimated Actual	Bonded General Obligation Debt Per Capita
2012	86,074	\$4,764,411,372	\$27,469,763	0.58%	\$319.14
2011	86,074	4,566,313,028	29,327,800	0.01	340.73
2010	86,074	4,409,977,943	30,357,544	0.69	352.69
2009	84,585	4,283,478,814	32,376,418	0.76	382.77
2008	84,585	4,839,069,206	29,463,834	0.61	348.33
2007	84,585	4,773,484,520	31,069,595	0.65	367.32
2006	84,585	4,226,981,331	32,605,351	0.77	385.47
2005	84,585	4,128,590,589	24,831,625	0.60	293.57
2004	84,585	4,023,083,620	25,996,934	0.65	307.35
2003	84,585	3,792,164,472	27,322,243	0.72	323.02

(1) U.S. Census Bureau Fact Finder - 2000 and 2010 Federal Census

Source: Muskingum County Auditor

Note: Resources have been externally restricted for the repayment of debt service, but are available to pay either principal or interest. Thus, the amount restricted for debt service in the Statement of Net Position is not used in the above calculation which includes outstanding principal balances only.

Muskingum County, Ohio
Pledged Revenue Coverage
Revenue Debt - Sewer
Last Ten Years

	2012	2011	2010	2009	2008	2007
Net Available Revenue:						
Gross Revenues (1)	\$4,281,100	\$4,066,504	\$3,982,525	\$4,062,239	\$2,337,975	\$2,303,169
Less: Operating Expenses (2)	2,060,791	2,705,414	1,801,755	3,604,433	2,550,142	1,341,676
Net Available Revenue	<u>2,220,309</u>	<u>1,361,090</u>	<u>2,180,770</u>	<u>457,806</u>	<u>(212,167)</u>	<u>961,493</u>
Debt Service OWDAs Loans:						
Principal	279,634	243,008	3,603,067	29,039	26,915	24,946
Interest	253,232	260,218	266,848	29,151	15,611	16,960
OWDA Coverage	4.17	2.70	0.56	7.87	(4.99)	22.94
Debt Service - Revenue Bonds						
Bonds Principal	5,329,400	64,900	62,500	60,300	13,400	13,200
Bonds Interest	245,572	243,393	246,224	259,052	24,575	25,185
Revenue Bond Coverage	0.40	4.41	7.06	1.43	(5.59)	25.05
Total Debt Service:						
Principal	5,609,034	307,908	3,665,567	89,339	40,315	38,146
Interest	498,804	503,611	513,072	288,203	40,186	42,145
Total Coverage	0.36	1.68	0.52	1.21	(2.64)	11.98

(1) Includes investment income and other non-operating revenues.

(continued)

(2) Direct operating expenses do not include depreciation and amortization expense.

Source: Muskingum County Auditor

Muskingum County, Ohio
Pledged Revenue Coverage (Continued)
Revenue Debt - Sewer
Last Ten Years

	<u>2006</u>	<u>2005</u>	<u>2004</u>	<u>2003</u>
Net Available Revenue:				
Gross Revenues (1)	\$2,213,844	\$2,040,557	\$1,942,637	\$1,737,106
Less: Operating Expenses (2)	<u>1,508,365</u>	<u>2,846,895</u>	<u>1,868,520</u>	<u>1,626,027</u>
Net Available Revenue	<u><u>705,479</u></u>	<u><u>(806,338)</u></u>	<u><u>74,117</u></u>	<u><u>111,079</u></u>
Debt Service OWDA Loans:				
Principal	23,123	21,432	19,864	18,412
Interest	18,578	20,078	24,198	25,651
OWDA Coverage	16.92	(19.43)	1.68	2.52
Debt Service - Revenue Bonds				
Bonds Principal	12,100	10,900	10,800	38,100
Bonds Interest	25,745	26,250	27,025	107,903
Revenue Bond Coverage	18.64	(21.70)	1.96	0.76
Total Debt Service:				
Bonds Principal	35,223	32,332	30,664	56,512
Bonds Interest	44,323	46,328	51,223	133,554
Total Coverage	8.87	(10.25)	0.91	0.58

(1) Includes investment income and other non-operating revenues.

(2) Direct operating expenses do not include depreciation and amortization expense.

Muskingum County, Ohio
Pledged Revenue Coverage
Revenue Debt - Water
Last Ten Years

Year	Gross Revenues (1)	Less: Operating Expenses (2)	Net Available Revenue	Water OWDA Debt Service		Coverage
				Principal	Interest	
2012	\$3,950,709	\$2,545,955	\$1,404,754	\$564,224	\$60,626	2.25
2011	3,750,712	2,354,108	1,396,604	111,803	46,064	8.85
2010	3,569,378	2,171,726	1,397,652	170,292	69,641	5.83
2009	3,468,170	1,917,801	1,550,369	167,410	72,154	6.47
2008	3,362,353	1,647,746	1,714,607	164,579	74,985	7.16
2007	3,196,849	1,552,666	1,644,183	124,307	65,803	8.65
2006	2,928,898	1,554,841	1,374,057	91,772	45,643	10.00
2005	2,815,068	1,781,620	1,033,448	89,688	45,942	7.62
2004	2,487,850	1,527,307	960,543	88,529	47,926	7.04
2003	2,664,215	1,456,771	1,207,444	68,988	37,213	11.37

(1) Includes investment income and other non-operating revenues.

(2) Direct operating expenses do not include depreciation expense.

Source: Muskingum County Auditor

Muskingum County, Ohio
 Legal Debt Margin
 Last Ten Years

	2012	2011	2010	2009
Total Assessed Property Value	<u>\$1,667,543,980</u>	<u>\$1,598,209,560</u>	<u>\$1,534,159,340</u>	<u>\$1,491,878,060</u>
Debt Limit (1)	<u>40,188,600</u>	<u>38,455,239</u>	<u>36,853,984</u>	<u>35,796,952</u>
Total Debt Outstanding:				
General Obligation Bonds Payable	\$27,220,000	\$29,182,000	\$31,098,500	\$33,165,000
Notes Payable	140,000	1,930,000	2,337,000	1,852,000
Revenue Bonds Payable	0	5,329,400	5,394,300	5,456,800
OWDA Loans Payable from Enterprise Fund Revenues	11,225,303	11,139,921	10,384,703	8,397,424
Special Assessment Debt Payable	<u>559,575</u>	<u>628,579</u>	<u>697,967</u>	<u>767,230</u>
Total Gross Indebtedness	<u>39,144,878</u>	<u>48,209,900</u>	<u>49,912,470</u>	<u>49,638,454</u>
Exemptions:				
General Obligation Bonds Payable - Exempt	20,886,250	22,255,250	23,599,500	24,899,500
Notes Payable - Exempt	0	700,000	750,000	800,000
Revenue Bonds Payable	0	5,329,400	5,394,300	5,456,800
OWDA Loans Payable from Enterprise Fund Revenues	11,225,303	11,139,921	10,384,703	8,397,424
Special Assessment Debt Payable	559,575	628,579	697,967	767,230
Amount Available in the Debt Service Fund for General Obligations	<u>305,918</u>	<u>326,286</u>	<u>436,829</u>	<u>503,226</u>
Total Exemptions	<u>32,977,046</u>	<u>40,379,436</u>	<u>41,263,299</u>	<u>40,824,180</u>
Total Net Debt Applicable to Debt Limit	<u>6,167,832</u>	<u>7,830,464</u>	<u>8,649,171</u>	<u>8,814,274</u>
Legal Debt Margin	<u>\$34,020,768</u>	<u>\$30,624,775</u>	<u>\$28,204,813</u>	<u>\$26,982,678</u>
Legal Debt Margin Within Debt Limit	84.65%	79.64%	76.53%	75.38%

(1) Ohio Bond Law sets a limit calculated as follows:
 Three percent of the first \$100,000,000 of the tax valuation
 One and one-half percent of the next \$200,000,000 of the tax valuation
 Two and one-half percent of the amount of the tax valuation in excess of \$300,000,000

Sources: Muskingum County Auditor

2008	2007	2006	2005	2004	2003
<u>\$1,505,163,370</u>	<u>\$1,538,649,100</u>	<u>\$1,385,392,665</u>	<u>\$1,387,052,970</u>	<u>\$1,344,754,465</u>	<u>\$1,330,110,258</u>
<u>36,129,084</u>	<u>36,966,228</u>	<u>33,134,817</u>	<u>33,176,324</u>	<u>32,118,862</u>	<u>31,752,756</u>
\$30,076,500	\$31,718,000	\$33,289,500	\$25,561,000	\$26,762,500	\$28,124,000
8,987,969	7,874,068	6,598,391	6,802,763	3,787,123	807,243
5,517,100	530,500	543,700	555,800	566,700	577,500
5,082,065	3,699,119	3,404,578	3,287,184	3,318,908	2,659,091
788,949	794,623	903,804	1,007,985	1,112,166	1,211,347
<u>50,452,583</u>	<u>44,616,310</u>	<u>44,739,973</u>	<u>37,214,732</u>	<u>35,547,397</u>	<u>33,379,181</u>
23,589,750	24,650,000	25,676,000	18,283,500	18,986,750	19,675,750
7,318,969	7,049,068	5,598,391	6,802,763	3,787,123	807,243
5,517,100	530,500	543,700	555,800	566,700	577,500
5,082,065	3,699,119	3,404,578	3,287,184	3,318,908	2,659,091
788,949	794,623	903,804	1,007,985	1,112,166	1,211,347
<u>456,761</u>	<u>513,845</u>	<u>484,958</u>	<u>461,203</u>	<u>660,303</u>	<u>633,330</u>
<u>42,753,594</u>	<u>37,237,155</u>	<u>36,611,431</u>	<u>30,398,435</u>	<u>28,431,950</u>	<u>25,564,261</u>
<u>7,698,989</u>	<u>7,379,155</u>	<u>8,128,542</u>	<u>6,816,297</u>	<u>7,115,447</u>	<u>7,814,920</u>
<u>\$28,430,095</u>	<u>\$29,587,073</u>	<u>\$25,006,275</u>	<u>\$26,360,027</u>	<u>\$25,003,415</u>	<u>\$23,937,836</u>
78.69%	80.04%	75.47%	79.45%	77.85%	75.39%

(continued)

Muskingum County, Ohio
Legal Debt Margin (Continued)
 Last Ten Years

	2012	2011	2010	2009
Unvoted Debt Limitation (1)	<u>\$16,675,440</u>	<u>\$15,982,096</u>	<u>\$15,341,593</u>	<u>\$14,918,781</u>
Total Debt Outstanding:				
General Obligation Bonds Payable	\$27,220,000	\$29,182,000	\$31,098,500	\$33,165,000
Notes Payable	140,000	1,930,000	2,337,000	1,852,000
Revenue Bonds Payable	0	5,329,400	5,394,300	5,456,800
OWDA Loans Payable from Enterprise Fund Revenues	11,225,303	11,139,921	10,384,703	8,397,424
Special Assessment Debt Payable	<u>559,575</u>	<u>628,579</u>	<u>697,967</u>	<u>767,230</u>
Total Gross Indebtedness	<u>39,144,878</u>	<u>48,209,900</u>	<u>49,912,470</u>	<u>49,638,454</u>
Exemptions:				
General Obligation Bonds Payable - Exempt	20,886,250	22,255,250	23,599,500	24,899,500
Notes Payable - Exempt	0	700,000	750,000	800,000
Revenue Bonds Payable	0	5,329,400	5,394,300	5,456,800
OWDA Loans Payable from Enterprise Fund Revenues	11,225,303	11,139,921	10,384,703	8,397,424
Bonds Payable from Special Assessments	559,575	628,579	697,967	767,230
Amount Available in the Debt Service Fund for General Obligations	<u>305,918</u>	<u>326,286</u>	<u>436,829</u>	<u>503,226</u>
Total Exemptions	<u>32,977,046</u>	<u>40,379,436</u>	<u>41,263,299</u>	<u>40,824,180</u>
Net Debt Within Unvoted Debt Limitation	<u>6,167,832</u>	<u>7,830,464</u>	<u>8,649,171</u>	<u>8,814,274</u>
Unvoted Legal Debt Margin	<u>\$10,507,608</u>	<u>\$8,151,632</u>	<u>\$6,692,422</u>	<u>\$6,104,507</u>
Unvoted Legal Debt Margin as a Percentage of Unvoted Debt Limitation	63.01%	51.00%	43.62%	40.92%

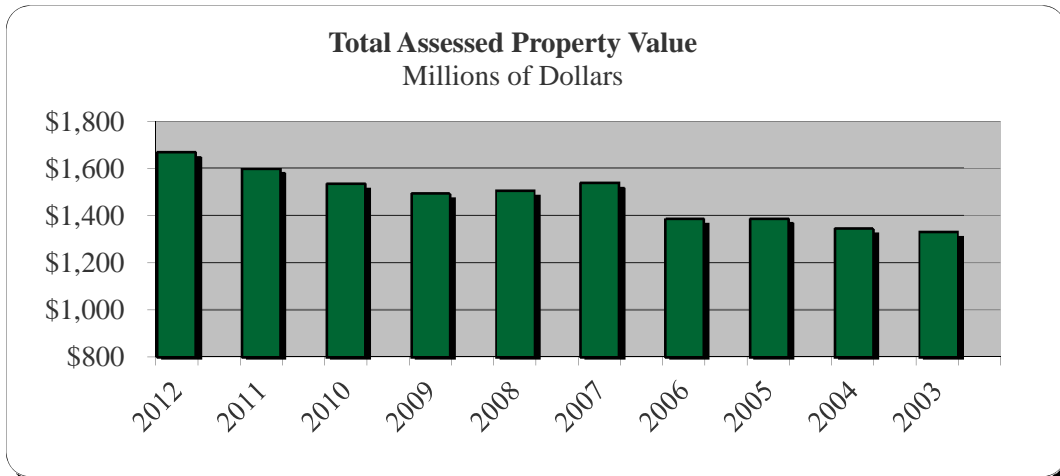
(1) Ohio Bond Law sets a limit of one percent of the tax valuation.

2008	2007	2006	2005	2004	2003
<u>\$15,051,634</u>	<u>\$15,124,888</u>	<u>\$13,573,219</u>	<u>\$13,524,367</u>	<u>\$13,466,550</u>	<u>\$13,271,957</u>
\$30,076,500	\$31,718,000	\$33,289,500	\$25,561,000	\$26,762,500	\$28,124,000
8,987,969	7,874,068	6,598,391	6,802,763	3,787,123	807,243
5,517,100	530,500	543,700	555,800	566,700	577,500
5,082,065	3,699,119	3,404,578	3,287,184	3,318,908	2,659,091
788,949	794,623	903,804	1,007,985	1,112,166	1,211,347
<u>50,452,583</u>	<u>44,616,310</u>	<u>44,739,973</u>	<u>37,214,732</u>	<u>35,547,397</u>	<u>33,379,181</u>
23,589,750	24,650,000	25,676,000	18,283,500	18,986,750	19,675,750
7,318,969	7,049,068	5,598,391	6,802,763	3,787,123	807,243
5,517,100	530,500	543,700	555,800	566,700	577,500
5,082,065	3,699,119	3,404,578	3,287,184	3,318,908	2,659,091
788,949	794,623	903,804	1,007,985	1,112,166	1,211,347
456,761	513,845	484,958	461,203	660,303	633,330
<u>42,753,594</u>	<u>37,237,155</u>	<u>36,611,431</u>	<u>30,398,435</u>	<u>28,431,950</u>	<u>25,564,261</u>
<u>7,698,989</u>	<u>7,379,155</u>	<u>8,128,542</u>	<u>6,816,297</u>	<u>7,115,447</u>	<u>7,814,920</u>
<u>\$7,352,645</u>	<u>\$7,745,733</u>	<u>\$5,444,677</u>	<u>\$6,708,070</u>	<u>\$6,351,103</u>	<u>\$5,457,037</u>
48.85%	51.21%	40.11%	49.60%	47.16%	41.12%

Muskingum County, Ohio
Demographic and Economic Statistics
Last Ten Years

Year	Population (1)	Total Personal Income (1) (5)	Personal Income Per Capita (1)	Median Household Income (1)	Median Age (1)
2012	86,074	\$1,761,848,706	\$20,469	\$37,748	39.5
2011	86,074	1,761,848,706	20,469	37,748	39.5
2010	86,074	1,761,848,706	20,469	37,748	39.5
2009	84,585	1,483,028,805	17,533	35,185	36.5
2008	84,585	1,483,028,805	17,533	35,185	36.5
2007	84,585	1,483,028,805	17,533	35,185	36.5
2006	84,585	1,483,028,805	17,533	35,185	36.5
2005	84,585	1,483,028,805	17,533	35,185	36.5
2004	84,585	1,483,028,805	17,533	35,185	36.5
2003	84,585	1,483,028,805	17,533	35,185	36.5

- (1) Source: U.S. Census Bureau Fact Finder - 2000 and 2010 Federal Census
- (2) Source: State Board of Education and individual school districts
- (3) Source: Bureau of Labor Statistics
- (4) Source: Muskingum County Auditor
- (5) Computation of per capita personal income multiplied by population



Educational Attainment: Bachelor's Degree or Higher (1)	School Enrollment (2)	Muskingum County Unemployment Rate (3)	Total Assessed Property Value (4)
13.8%	17,209	9.7%	\$1,667,543,980
13.8	16,883	11.6	1,598,209,560
13.8	16,960	13.3	1,534,159,340
12.6	17,225	12.5	1,491,878,060
12.6	17,058	8.6	1,505,163,370
12.6	16,104	7.7	1,538,649,100
12.6	16,354	7.1	1,385,392,665
12.6	15,914	8.2	1,387,052,970
12.6	15,682	8.3	1,344,754,465
12.6	15,635	7.4	1,330,110,258

This page intentionally left blank

Muskingum County, Ohio
Principal Employers
2012 and 2003

2012

Employer	Nature of Business	Employees	Percentage of Total County Employment
Genesis Health Care	Hospital - Health Services	3,000	9.04%
Zandex, Incorporated	Health Services	1,100	3.31%
Muskingum County	Government	980	2.96%
Dollar General Corporation	General Merchandise Warehouse and Distribution Center	736	2.22%
Longaberger, Incorporated	Hand-woven baskets and wood products	550	1.66%
Muskingum University	Private University	450	1.36%
Auto Zone, Incorporated	Auto Parts Warehouse and Distribution Center	423	1.28%
Zanesville City School District	Education	408	1.23%
Avon Products, Incorporated	Beauty Care Products Warehouse and Distribution Center	407	1.23%
Owens Illinois, Incorporated	Glass Containers and Jars	345	1.04%
Total		<u>8,399</u>	<u>25.33%</u>
Total Employment within the County		<u>33,157</u>	

2003

Employer	Nature of Business	Employees	Percentage of Total County Employment
Longaberger, Incorporated	Hand-woven baskets and wood products	6,560	16.84%
Genesis Health Care	Hospital - Health Services	2,529	6.49%
Zandex, Incorporated	Health Services	1,100	2.82%
Muskingum County	Government	1,100	2.82%
Lear Corporation	Electrical parts for engines/ wire assemblies	727	1.87%
Auto Zone, Incorporated	Auto Parts Warehouse and Distribution Center	530	1.36%
Dollar General Corporation	General Merchandise Warehouse and Distribution Center	450	1.16%
Owens-Brockway Glass Container	Glass Containers and Jars	378	0.97%
City of Zanesville	Government	350	0.90%
AK Steel	Finishing of Stainless and Electric Steel	314	0.81%
Total		<u>14,038</u>	<u>36.04%</u>
Total Employment within the County		<u>38,951</u>	

Source: Zanesville - Muskingum County Port Authority and Individual Employers
Source: Bureau of Labor Statistics

Muskingum County, Ohio
 Full-Time Equivalent County Government Employees by Program/Activity
 Last Ten Years

Program/Activity	2012	2011	2010	2009
General Government - Legislative and Executive				
Commissioners	13.00	14.00	13.00	15.00
Auditor	12.00	10.00	11.00	11.00
Treasurer	3.00	3.00	3.00	3.00
Treasurer - Dretac	3.00	2.00	2.00	2.00
Prosecuting Attorney	20.00	19.00	19.00	19.00
Prosecutor - Dretac	1.00	1.00	1.00	0.00
Records	2.00	2.00	2.00	2.00
Board of Elections	19.00	18.00	18.00	19.00
Recorder	4.00	6.00	6.00	6.00
Data Processing	0.00	1.00	1.00	1.00
Maintenance	19.00	18.00	22.00	22.00
Fleet Garage	2.00	2.00	3.00	3.00
Information Services	4.00	4.00	4.00	4.00
Title	5.00	5.00	5.00	5.00
G.I.S.	3.00	3.00	3.00	3.00
Real Estate	8.00	7.00	6.00	7.00
Lorena	0.00	0.00	0.00	0.00
General Government - Judicial				
Common Pleas Court	9.00	9.00	10.00	11.00
Jury Commission - Common Pleas	2.00	2.00	1.00	1.00
County Court	9.00	9.00	9.00	9.00
Probate Court	6.00	6.00	6.00	6.00
Juvenile Court	62.00	63.00	63.00	66.00
Municipal Court	4.00	4.00	4.00	4.00
Clerk of Courts	11.00	12.00	12.00	12.00
Domestic Relations Court	11.00	11.00	11.00	11.00
Special Projects - County Court	0.00	0.00	0.00	0.00
Law Library	1.00	1.00	1.00	0.00
Public Safety				
Sheriff	99.00	98.00	108.00	108.00
Disaster Services	3.00	3.00	3.00	3.00
Coroner	3.00	3.00	2.00	3.00
Community Corrections	6.00	5.00	5.00	5.00
House Arrest - County Court	3.00	3.00	3.00	3.00
Youth Services - Juvenile Court	0.00	0.00	4.00	6.00
Youth and Community Partners - Juvenile Court	0.00	0.00	0.00	0.00
D.A.R.E. - Sheriff	0.00	0.00	0.00	0.00
COPS School Grant - Sheriff	0.00	0.00	0.00	0.00
Sheriff Levy Fund	7.00	7.00	7.00	6.00
Sheriff Co. Agency	3.00	5.00	4.00	5.00
9-1-1 Sheriff	2.00	2.00	2.00	2.00
Victim Witness - Prosecutor	1.00	1.00	1.00	1.00
Public Works				
Engineer	54.00	55.00	60.00	60.00
Tech Support	0.00	0.00	0.00	0.00
Building Department	6.00	5.00	7.00	7.00
Recycling	4.00	3.00	4.00	3.00
CDBG/CHIP Grants	1.00	1.00	2.00	0.00
Neighborhood Stabilizer Program	0.00	0.00	0.00	1.00

Method: Using 1.0 for each full-time employee and 0.50 for each part-time and seasonal employee at year end.

Source: Muskingum County Auditor

2008	2007	2006	2005	2004	2003
18.00	17.00	16.00	14.00	18.00	15.00
12.00	13.00	14.00	13.00	16.00	16.00
3.00	3.00	1.00	1.00	5.00	4.00
2.00	2.00	4.00	4.00	1.00	2.00
18.00	19.00	19.00	20.00	18.00	18.00
0.00	1.00	1.00	1.00	1.00	1.00
1.00	2.00	2.00	2.00	2.00	2.00
24.00	17.00	15.00	14.00	13.00	12.00
6.00	6.00	6.00	6.00	6.00	6.00
0.00	1.00	1.00	1.00	1.00	1.00
23.00	23.00	24.00	24.00	26.00	25.00
3.00	3.00	4.00	4.00	3.00	3.00
4.00	4.00	4.00	3.00	3.00	3.00
5.00	5.00	5.00	5.00	5.00	5.00
3.00	3.00	3.00	2.00	2.00	1.00
7.00	6.00	5.00	5.00	3.00	3.00
0.00	0.00	0.00	1.00	1.00	1.00
9.00	10.00	10.00	9.00	10.00	12.00
1.00	1.00	1.00	1.00	1.00	1.00
9.00	8.00	8.00	9.00	8.00	7.00
6.00	6.00	6.00	6.00	6.00	6.00
68.00	70.00	68.00	68.00	72.00	78.00
4.00	4.00	4.00	4.00	4.00	3.00
12.00	12.00	11.00	10.00	10.00	10.00
11.00	10.00	11.00	12.00	13.00	12.00
0.00	0.00	0.00	0.00	1.00	0.00
0.00	0.00	0.00	0.00	0.00	0.00
110.00	110.00	115.00	107.00	113.00	117.00
3.00	3.00	1.00	2.00	3.00	3.00
4.00	3.00	3.00	3.00	3.00	3.00
5.00	5.00	5.00	5.00	5.00	5.00
3.00	3.00	3.00	2.00	2.00	2.00
5.00	4.00	3.00	3.00	3.00	3.00
0.00	0.00	2.00	2.00	2.00	0.00
1.00	1.00	1.00	1.00	1.00	2.00
0.00	0.00	0.00	4.00	4.00	2.00
8.00	7.00	8.00	8.00	9.00	7.00
4.00	5.00	5.00	3.00	3.00	3.00
0.00	0.00	0.00	0.00	0.00	0.00
1.00	1.00	1.00	1.00	1.00	1.00
60.00	57.00	53.00	54.00	52.00	47.00
0.00	0.00	0.00	0.00	2.00	2.00
10.00	9.00	9.00	9.00	7.00	5.00
3.00	3.00	3.00	4.00	5.00	5.00
1.00	1.00	1.00	1.00	2.00	1.00
0.00	0.00	0.00	0.00	0.00	0.00

(continued)

Muskingum County, Ohio
 Full-Time Equivalent County Government Employees by Program/Activity (Continued)
 Last Ten Years

Program/Activity	2012	2011	2010	2009
Health				
Humane	0.00	0.00	0.00	0.00
Dog and Kennel	4.00	3.00	4.00	3.00
T.B. Clinic	19.00	29.00	24.00	9.00
Human Services				
Developmental Disabilities	127.00	110.00	113.00	120.00
Public Assistance	85.00	88.00	96.00	104.00
Children Services	77.00	79.00	71.00	74.00
Child Support Enforcement Agency	38.00	40.00	42.00	45.00
Veteran Services	9.00	9.00	9.00	8.00
County Home	1.00	102.00	102.00	103.00
Center for Seniors	25.00	23.00	25.00	29.00
Special Ed - Starlight	0.00	3.00	8.00	4.00
Early Childhood - Starlight	0.00	10.00	3.00	0.00
Enterprise Funds				
Sewer	9.00	12.00	14.00	12.00
Water	14.00	13.00	12.00	14.00
Totals:	<u>833.00</u>	<u>944.00</u>	<u>971.00</u>	<u>980.00</u>

Method: Using 1.0 for each full-time employee and 0.50 for each part-time and seasonal employee at year end.

Source: Muskingum County Auditor

<u>2008</u>	<u>2007</u>	<u>2006</u>	<u>2005</u>	<u>2004</u>	<u>2003</u>
0.00	1.00	1.00	1.00	1.00	1.00
4.00	4.00	4.00	4.00	5.00	4.00
9.00	9.00	6.00	7.00	7.00	8.00
117.00	118.00	120.00	125.00	127.00	119.00
109.00	111.00	111.00	113.00	113.00	115.00
76.00	79.00	77.00	91.00	94.00	92.00
49.00	49.00	53.00	54.00	54.00	57.00
9.00	9.00	9.00	9.00	9.00	8.00
94.00	86.00	89.00	90.00	88.00	74.00
29.00	27.00	30.00	28.00	33.00	34.00
8.00	7.00	7.00	3.00	3.00	3.00
0.00	2.00	2.00	2.00	2.00	2.00
11.00	9.00	10.00	10.00	11.00	9.00
<u>13.00</u>	<u>13.00</u>	<u>9.00</u>	<u>11.00</u>	<u>12.00</u>	<u>11.00</u>
<u>995.00</u>	<u>982.00</u>	<u>984.00</u>	<u>996.00</u>	<u>1,025.00</u>	<u>992.00</u>

Muskingum County, Ohio
 Operating Indicators by Program/Activity
 Last Ten Years

	2012	2011	2010	2009	2008
General Government - Legislative and Executive					
Commissioners					
Number of Resolutions Passed	1,535	1,654	1,670	1,846	1,784
Number of Meetings	96	97	98	95	94
Auditor					
Number of Budgetary Checks Issued	27,885	28,962	30,760	32,938	35,688
Number of Personal Property Returns	0	8	61	70	799
Number of Exempt Conveyances	66	1,069	1,116	1,478	1,287
Number of Non-Exempt Conveyances	1,334	1,403	1,450	1,737	1,634
Number of Real Estate Transfers	1,548	2,472	2,566	2,708	2,921
Number of Parcels Billed	65,986	71,921	74,601	71,427	66,593
Prosecutor					
Number of Criminal Cases	277	287	281	283	326
Board of Elections					
Registered Voters	53,507	52,088	54,477	53,357	54,458
Registered Voters Last General Election	53,963	52,386	54,477	53,231	54,458
Percentage of Registered Voters that Voted	69.70%	48.31%	48.88%	47.14%	72.80%
Recorder					
Number of Deeds Recorded	3,817	35,038	3,423	3,507	3,769
Number of Mortgages Recorded	3,580	3,025	3,528	3,925	4,058
Number of Military Discharges Recorded	16	12	25	16	10
Number of Documents Recorded	13,645	11,892	12,615	13,797	13,883
Building Department					
Number of Building Permits	646	615	644	762	715
Approximate Cost of Construction	\$72,583,620	\$92,739,048	\$49,060,316	\$63,528,634	\$97,166,611
General Government - Judicial					
Probate Court					
Number of Marriage Licenses Issued	629	611	557	595	595
Number of Civil Cases Filed	12	14	9	12	7
Number of Estates Filed	472	435	402	419	397
Number of Guardianships Filed	46	70	62	72	74
Juvenile Court					
Number of Delinquent Cases	184	797	827	771	849
Number of Unruly Cases	140	141	99	123	174
Number of Traffic Cases	449	467	449	482	531
Number of Abuse, Dependency, or Neglect Cases	184	203	149	134	125
Number of Paternity Cases (1)	0	0	0	0	0
Number of Custody Cases (1)	1	1	29	24	16
Number of Adult Cases Only	6	1	1	1	1
Number of Other (Court Contempt, etc.) Cases	249	257	426	396	388

Source: Muskingum County Departments

(1) In 2002, domestic relations court was created and the majority of paternity and custody matters were no longer brought before the juvenile court.

n/a - Information unavailable

2007	2006	2005	2004	2003
1,857	1,876	1,910	2,452	2,829
95	97	99	95	98
34,925	36,102	39,406	38,298	37,996
1,028	2,003	2,069	2,102	3,986
1,572	1,579	1,481	1,506	1,681
2,089	2,058	2,082	2,215	2,186
3,661	3,637	3,563	3,721	3,867
65,846	65,501	64,447	67,409	66,157
331	344	378	358	410
50,525	51,914	50,274	51,552	46,185
50,525	51,914	50,274	51,552	46,185
40.29%	56.80%	42.80%	76.75%	48.37%
4,084	4,514	4,359	4,702	4,605
5,014	5,685	6,218	6,781	8,680
9	24	36	28	39
16,229	17,880	18,523	19,313	24,110
768	1,045	942	808	786
\$75,377,609	\$87,839,919	\$67,054,277	\$82,394,181	n/a
629	597	628	668	679
8	23	12	18	4
417	415	437	447	456
72	74	67	87	72
978	826	880	870	773
189	236	274	311	229
504	527	570	548	705
204	148	164	140	138
0	0	0	0	0
21	1	4	37	32
6	3	6	5	5
323	40	198	287	253

(continued)

Muskingum County, Ohio
 Operating Indicators by Program/Activity (Continued)
 Last Ten Years

	2012	2011	2010	2009	2008
General Government - Judicial					
Municipal Court					
Number of Civil Cases and Small Cases Filed	1,182	1,133	1,447	1,479	1,753
Number of Criminal Cases Filed	2,000	1,053	2,398	1,723	1,701
Domestic Relations Court					
Number of Divorces/ Dissolution Cases Filed	442	576	411	424	469
Clerk of Courts					
Number of Civil Cases Filed	691	715	876	879	1,033
Number of Criminal Cases Filed	273	206	295	275	356
Number of Domestic Relation Cases Filed	1,020	1,120	1,098	1,171	1,295
Number of Appeal Cases Filed	60	67	59	57	71
Law Library					
Number of Volumns in Collection	10,493	10,554	10,433	10,380	10,686
Number of Computer Users Served	117	105	114	110	108
Public Safety					
Sheriff					
Average Daily Jail Census	161	172	156	164	178
Number of Prisoners Booked	2,346	2,136	2,160	2,303	2,462
Number of Prisoners Released	2,232	2,161	2,134	2,320	2,486
Number of Citations Issued	1,934	2,743	1,290	1,007	1,033
Number of Court Security Hours	2,080	2,080	2,080	2,080	2,080
Coroner					
Number of Autopsies Performed	40	27	36	42	57
Probation					
Number of House Arrest Individuals	23	25	21	9	15
Public Works					
Engineer					
Miles of Roads Resurfaced	22	14	28	23	23
Number of Bridges Replaced/ Improved	7	3	1	2	7
Number of Culverts Built/ Replaced/ Improved	107	119	117	113	164
Community Development					
Rehabilitation Assistance	191,253	42,130	0	80,813	144,287
Home Repair Assistance	2,424	125,000	1,609	2,788	72,196
Acquisition and Rehab Assistance	0	0	158,290	8,973	96,792
Homeless Prevention Assistance	0	41,663	0	1,911	6,089
Human Services					
Developmental Disabilities					
Number of Students Enrolled in Early Intervention	86	117	94	113	143
Number of Students Enrolled in Preschool	35	58	39	60	88
Number of Students Enrolled in School Age	41	43	37	38	40
Number Served by Workshop	136	174	135	119	238
Public Assistance					
Average Client Count - Food Stamps	10,360	21,000	19,917	17,984	14,209
Medicaid Caseload	20,761	23,033	21,312	19,404	18,924
Average Client Count - Day Care	476	704	550	688	475
Child Support Enforcement Agency					
Open Child Support Cases	10,011	9,997	9,258	9,802	10,081
Percentage of Child Support Collected	70.11%	70.41%	69.21%	68.30%	69.00%

2007	2006	2005	2004	2003
1,866	1,666	1,437	1,508	1,604
1,855	1,880	1,875	2,123	1,998
395	429	495	451	450
984	843	722	778	718
332	405	402	410	454
1,072	900	911	851	811
81	91	60	58	57
10,554	11,000	n/a	n/a	n/a
105	105	n/a	n/a	n/a
186	216	219	203	199
2,801	3,138	3,047	3,000	2,908
2,824	3,416	3,412	3,102	2,870
1,871	1,947	1,809	1,727	1,651
8,320	2,101	2,090	2,178	2,104
41	41	40	53	40
25	38	45	38	57
19	14	18	23	32
3	11	14	19	20
102	63	66	107	68
105,839	101,271	33,032	151,218	162,686
54,350	30,614	45,386	100,000	0
30,607	55,780	73,604	24,296	108,347
8,000	n/a	n/a	n/a	n/a
153	82	86	98	86
88	38	50	42	44
43	49	44	50	46
210	173	165	174	161
13,908	20,310	19,518	18,175	16,740
10,821	n/a	22,952	21,487	19,751
507	494	446	470	573
9,548	8,682	8,426	8,409	8,417
70.16%	71.92%	70.77%	71.44%	70.73%

(continued)

Muskingum County, Ohio
 Operating Indicators by Program/Activity (Continued)
 Last Ten Years

	2012	2011	2010	2009	2008
Human Services					
Veterans Services					
Number of Clients Served	1,106	1,103	1,105	1,195	1,214
Amount of Benefits Paid	\$193,438	\$205,535	\$181,613	\$207,386	\$204,002
Number of Clients Transported	663	567	713	708	719
County Home (closed 2012)					
Number of Residents	0	77	76	73	68
Number of Registered Nurses	0	7	7	6	3
Number of Aides	0	38	40	36	37
Avondale Youth Center					
Number of Kids Housed	62	65	51	53	67
Health					
Dog and Kennel					
Number of Dog Tags Issued	11,717	10,597	11,397	10,650	12,256
Number of Kennel Tags Issued	562	805	156	762	1,041
Number of Dogs Confiscated	574	801	729	895	1,135
T.B. Clinic					
Number of Individuals Treated for TB	8	11	12	8	0
Enterprise Funds					
Sewer					
Average Daily Sewage Treated (millions gallons per day)	2.600	1.848	1.454	1.835	1.509
Customer Accounts	4,809	4,607	4,598	6,303	4,367
Water					
Average Daily Water Treated (millions gallons per day)	1.541	1.558	1.124	0.982	1.387
Customer Accounts	8,037	8,000	7,724	7,575	7,448

Source: Muskingum County Departments

2007	2006	2005	2004	2003
0	1,131	1,321	1,272	1,541
\$0	\$188,946	\$195,483	\$160,983	\$202,781
0	527	534	467	447
66	62	66	68	74
3	5	5	5	5
32	34	34	38	35
70	61	69	70	79
10,494	10,630	9,907	10,739	9,114
1,190	1,167	1,057	902	1,040
1,158	1,276	1,191	1,371	n/a
2	0	1	1	n/a
1.381	1.889	2.256	1.832	1.664
4,341	6,096	5,990	5,889	5,753
1.151	1.103	1.112	0.998	1.009
3,694	7,345	7,162	7,082	6,483

Muskingum County, Ohio
 Capital Asset Statistics by Program/Activity
 Last Ten Years

	<u>2012</u>	<u>2011</u>	<u>2010</u>	<u>2009</u>	<u>2008</u>
<u>General Government - Legislative and Executive</u>					
Commissioners					
Courthouse - (square feet)	7,782	8,479	8,479	8,479	8,479
Commissioners Administrative Offices - (square feet)	50,500	50,500	50,500	50,500	50,500
Commissioners Administrative Offices - (square feet)	0	0	0	0	0
Underwood Building - (square feet)	10,924	10,924	10,924	10,924	10,924
Auditor					
Courthouse - (square feet)	10,068	11,374	11,374	11,374	11,374
Recorder					
Courthouse - (square feet)	3,215	3,314	3,314	3,314	3,314
Title Office					
Courthouse - (square feet)	0	0	0	0	0
Treasurer					
Courthouse - (square feet)	3,352	3,066	3,066	3,066	3,066
Maintenance					
Courthouse - (square feet)	5,986	10,156	10,156	10,156	10,156
Fleet Garage - (square feet)	2,600	2,600	2,600	2,600	2,600
Prosecutor					
Law Administration Building - (square feet)	13,450	13,450	13,450	13,450	13,450
Building Department					
Records and Courts Facility - (square feet)	4,152	6,112	6,112	6,112	6,112
Information Services					
Records and Courts Facility - (square feet)	464	1,753	1,753	1,753	1,753
Records Commission					
Records and Courts Facility - (square feet)	11,338	8,634	8,634	8,634	8,634
Title Office					
Records and Courts Facility - (square feet)	4,008	4,585	4,585	4,585	4,585
Board of Elections					
County Agencies Building - (square feet)	3,880	3,880	3,880	3,880	3,880
<u>General Government - Judicial</u>					
Clerk of Courts					
Courthouse - (square feet)	5,509	5,903	5,903	5,903	5,903
Common Pleas Court					
Courthouse - (square feet)	17,160	11,158	11,158	11,158	11,158
Probate Court					
Courthouse - (square feet)	4,523	3,904	3,904	3,904	3,904
County Court					
Law Administration Building (square feet)	6,735	6,735	6,735	6,735	6,735
Domestic Relations Court					
Records and Courts Facility - (square feet)	15,747	15,747	14,927	14,927	14,927
Municipal Court					
Records and Courts Facility - (square feet)	5,726	5,726	5,430	5,430	5,430
Juvenile Court					
Juvenile Detention Center - (square feet)	16,441	16,441	16,164	16,164	16,164

Source: Muskingum County Departments

2007	2006	2005	2004	2003
8,479	8,479	8,479	8,479	8,479
50,500	0	0	0	0
8,177	8,177	8,177	8,177	8,177
0	0	0	0	0
11,374	11,374	11,374	11,374	11,374
3,314	3,314	3,314	3,314	3,314
0	0	0	0	0
3,066	3,066	3,066	3,066	3,066
10,156	10,156	10,156	10,156	10,156
2,600	2,600	2,600	2,600	2,600
13,450	13,450	13,450	13,450	13,450
6,112	6,112	6,112	6,112	6,112
1,753	1,753	1,753	1,753	1,753
8,634	8,634	8,634	8,634	8,634
4,585	4,585	4,585	4,585	4,585
3,880	3,880	3,880	3,880	3,880
5,903	5,903	5,903	5,903	5,903
11,158	11,158	11,158	11,158	11,158
3,904	3,904	3,904	3,904	3,904
6,735	6,735	6,735	6,735	6,735
14,927	14,927	14,927	14,927	14,927
5,430	5,430	0	0	0
16,164	16,164	16,164	16,164	16,164

(continued)

Muskingum County, Ohio
 Capital Asset Statistics by Program/Activity (Continued)
 Last Ten Years

	2012	2011	2010	2009	2008
<u>Public Safety</u>					
Sheriff					
Courthouse - (square feet)	133	262	371	371	371
Jail - (square feet)	44,601	44,601	44,601	44,601	44,601
Records and Courts Facility - (square feet)	129	804	804	804	804
County Agencies Building - (square feet)	1,704	1,704	1,704	1,704	1,704
Child Support Enforcement Agency - (square feet)	15,896	588	588	588	588
Juvenile Detention Center - (square feet)	35,930	35,930	34,529	34,529	34,529
Work Release Facility - (square feet)	10,800	10,800	10,800	10,800	10,800
Garages - (square feet)	11,984	11,984	5,978	5,978	5,978
Old Roseville Prison - (square feet)	0	0	0	0	0
Sub Station - (square feet)	0	0	0	0	0
Disaster Services					
Administrative Office - (square feet)	2,440	2,440	2,440	2,440	2,440
<u>Public Works</u>					
Litter					
Pole Barns and Warehouse (square feet)	14,650	14,650	0	0	0
Engineer					
Courthouse - (square feet)	1,124	1,124	1,127	1,127	1,127
Highway Department - (square feet)	4,180	4,180	4,180	4,180	4,180
Outposts - (square feet)	5,870	5,870	1,250	1,250	1,250
Administrative Office - (square feet)	2,800	2,800	2,800	2,800	2,800
Highway Garages - (square feet)	20,894	20,894	19,294	19,294	19,294
Bridge Department Garage - (square feet)	3,840	3,840	3,840	3,840	3,840
County Road Miles	527	530	530	530	530
Township Road Miles	707	704	702	702	701
State Route Miles	271	271	271	271	266
<u>Human Services</u>					
Developmental Disabilities					
Starlight Industries - (square feet)	12,000	12,000	12,000	12,000	12,000
Starlight Industries Workshop - (square feet)	15,960	15,960	15,960	15,960	15,960
Starlight School - (square feet)	31,450	31,450	31,450	31,450	31,450
Starlight Administration Offices - (square feet)	9,444	9,444	9,444	9,444	9,444
Starlight Bus Garage - (square feet)	5,400	5,400	5,400	5,400	5,400
Children Services					
County Agencies Building - (square feet)	18,301	18,301	18,301	18,301	18,301
Avondale Youth Center - (square feet)	29,928	29,928	29,928	29,928	29,928
Child Support Enforcement Agency					
CSEA Administrative Offices - (square feet)	15,896	31,204	31,204	31,204	31,204
Youth Services					
Juvenile Detention Center - (square feet)	1,997	1,997	3,675	3,675	3,675
Public Assistance					
Job and Family Services Administrative Offices - (square feet)	22,566	22,566	10,858	10,858	10,858
Welfare Administrative Offices - (square feet)	4,720	4,720	1,194	1,194	1,194
<u>Health</u>					
Dog and Kennel					
Dog Pound - (square feet)	2,670	2,670	2,670	2,670	2,670
<u>Enterprise Funds</u>					
Sewer Department					
Sanitary Engineer Office - (square feet)	6,624	6,624	6,624	6,624	6,624
Sewer Lines Laid - (in feet)	0	19,958	35,789	24,607	5,547
Water Department					
Water Department Office - (square feet)	2,240	2,240	2,240	2,240	2,240
Water Lines Laid - (in feet)	49,852	13,755	17,960	13,350	54,163

Source: Muskingum County Departments

2007	2006	2005	2004	2003
371	371	371	371	371
44,601	44,601	44,601	44,601	44,601
804	804	804	804	804
1,704	1,704	1,704	1,704	1,704
588	588	588	588	588
34,529	34,529	34,529	34,529	34,529
10,800	10,800	10,800	10,800	0
5,978	5,978	5,978	5,978	5,978
0	45,850	45,850	45,850	45,850
0	0	625	625	625
2,440	2,440	2,440	2,440	2,440
0	0	0	0	0
1,127	1,127	1,127	1,127	1,127
4,180	4,180	4,180	4,180	4,180
1,250	1,250	1,250	1,250	1,250
2,800	2,800	2,800	2,800	2,800
19,294	19,294	19,294	19,294	19,294
3,840	3,840	3,840	3,840	3,840
530	529	518	518	518
701	715	687	687	687
266	266	240	240	240
12,000	12,000	12,000	12,000	12,000
15,960	15,960	15,960	15,960	15,960
31,450	31,450	31,450	31,450	31,450
9,444	9,444	9,444	9,444	9,444
5,400	5,400	5,400	5,400	5,400
18,301	18,301	18,301	18,301	18,301
29,928	28,600	28,600	28,600	0
31,204	31,204	31,204	31,204	31,204
3,675	3,675	3,675	3,675	3,675
10,858	10,858	10,858	10,858	10,858
1,194	1,194	1,194	1,194	1,194
2,670	2,670	2,670	2,670	2,670
6,624	6,624	6,624	6,624	6,624
22,417	35,264	4,411	920	3,925
2,240	2,240	2,240	2,240	2,240
58,361	51,660	50,121	150,884	117,729

This page intentionally left blank

Muskingum County Offices
Zanesville, Ohio 43701 – (740) 455-7109